



[Home](#) | [Help](#) | [Sign In](#)

[Track & Confirm](#)

[FAQs](#)

Track & Confirm

Search Results

Label/Receipt Number: **0310 0480 0000 6999 8955**

Class: **Priority Mail®**

Service(s): **Delivery Confirmation™**

Status: **Delivered**

Track & Confirm

Enter Label/Receipt Number.

Your item was delivered at 9:16 AM on July 14, 2010 in PITTSBURGH, PA 15222.

[Go >](#)

Detailed Results:

- **Delivered, July 14, 2010, 9:16 am, PITTSBURGH, PA 15222**
- **Out for Delivery or Available at PO Box, July 14, 2010, 8:52 am, PITTSBURGH, PA 15219**
- **Sorting Complete, July 14, 2010, 8:22 am, PITTSBURGH, PA 15219**
- **Arrival at Post Office, July 14, 2010, 4:25 am, PITTSBURGH, PA 15219**
- **Acceptance, July 13, 2010, 3:51 pm, BEAVER FALLS, PA 15010**

Notification Options

Track & Confirm by email

Get current event information or updates for your item sent to you or others by email.

[Go >](#)

[Site Map](#)

[Customer Service](#)

[Forms](#)

[Gov't Services](#)

[Careers](#)

[Privacy Policy](#)

[Terms of Use](#)

[Business Customer Gateway](#)

Copyright© 2010 USPS. All Rights Reserved.

No FEAR Act EEO Data

FOIA



U.S. Mail Inspection
U.S. Postal Service



Inspector General
U.S. Postal Service

BEAVER FALLS POST OFFICE
 BEAVER FALLS, Pennsylvania
 150109998
 4166050189 -0097
 07/13/2010 (800)275-8777 03:51:34 PM

Product Description	Sale Qty	Unit Price	Final Price
PITTSBURGH PA 15222			\$16.45
Zone-1 Priority Mail			
18 lb. 8.4 oz.			
Expected Delivery: Wed 07/14/10			
Delivery Confirmation			\$0.70
Label #: 03100480000069998955			
Customer Postage			-\$17.15
Subtotal:			\$0.00
Issue PVI:			\$0.00
Total:			\$0.00

U.S. Postal Service™ Delivery Confirmation™ Receipt

Postage and Delivery Confirmation fees must be paid before mailing.
 Article Sent To: (to be completed by mailer)
HUD - Pittsburgh PA.
(Please Print Clearly)

DELIVERY CONFIRMATION NUMBER: 8955 6999 6999 0000 0940 07ED



POSTAL CUSTOMER:
 Keep this receipt. For inquiries:
 Access internet web site at
www.usps.com
 or call 1-800-222-1811

- CHECK ONE (POSTAL USE ONLY)
- Priority Mail™ Service
 - First-Class Mail® parcel
 - Package Services parcel

PS Form 152, May 2002

(See Reverse)

Paid by:
 Order stamps at USPS.com/shop or call 1-800-Stamp24. Go to USPS.com/clicknship to print shipping labels with postage. For other information call 1-800-ASK-USPS.

 Get your mail when and where you want it with a secure Post Office Box. Sign up for a box online at usps.com/poboxes.

 Bill#: 1000302372213
 Clerk: 19

All sales final on stamps and postage
 Refunds for guaranteed services only
 Thank you for your business

HELP US SERVE YOU BETTER

Go to: <https://postalexperience.com/Pos>

TELL US ABOUT YOUR RECENT
 POSTAL EXPERIENCE

YOUR OPINION COUNTS

Customer Copy

COMMUNITY DEVELOPMENT PROGRAM OF BEAVER COUNTY



July 13, 2010

John Tolbert III, Director
Community, Planning and Development
U.S. Department of Housing and Urban Development
William S. Moorhead Federal Building
1000 Liberty Avenue
Suite 1000
Pittsburgh, PA 15222-4004

Board of Commissioners
Tony Amadio, Chairman
Joe Spanik
Charles A. Camp

**COMMUNITY DEVELOPMENT
PROGRAM OF
BEAVER COUNTY**

RE: Submission of Beaver County's Consolidated Plan
FY 2010 – FY 2014 Strategic Plan and FY 2010 Annual Action Plan

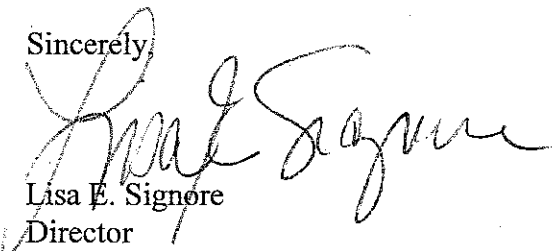
1013 Eighth Avenue
Beaver Falls, PA 15010

724-847-3889
800-339-0984
724-847-3861 FAX
www.cdbg.info

Dear Mr. Tolbert:

Enclosed are an original and five copies of Beaver County's Consolidated Plan including the FY 2010 – FY 2014 Strategic Plan and the FY 2010 Annual Action Plan. Should you have any questions or require additional information, do not hesitate to contact me.

Sincerely,


Lisa E. Signore
Director

LES/lt

Enclosures

Beaver County

Pennsylvania

Consolidated Plan

Strategic Plan for Years

2010

to

2014

Annual Action Plan and

Consolidated Annual Performance and Evaluation Report

Presented to the U.S. Department of Housing and Urban Development

Pittsburgh

Field Office of Community Planning and Development

Strategic Plan Submission Date

7/17/2010

Amendments:

		▼	MM/DD/YY	Name:
		▼	MM/DD/YY	Name:
		▼	MM/DD/YY	Name:
		▼	MM/DD/YY	Name:
		▼	MM/DD/YY	Name:

* If Necessary

Section Tabs for 2010 Consolidated Plan

424's and Certifications
Strategic Action Plan Narrative
Narrative (Annual Plan)
Project List and Sheets
Outcomes / Objectives
Housing Needs Table
Housing Market Analysis
Homeless Needs Tables
Continuum of Care
Non-Homeless Special Needs Table
Housing & Community Development Table
Housing Authority / Capital Fund
Racial Min. & Low Income Concentrations
Citizen Participation in Current Plan
Beaver County Citizen Participation Plan
Agencies & Adjacent Consultations
Barriers to Affordable Housing

Home Recapture Policy
Table 3B Annual Housing Completion Goals
Funding Sources
Impediments to Fair Housing Choice



SF 424

The SF 424 is part of the CPMP Annual Action Plan. SF 424 form fields are included in this document. Grantee information is linked from the 1CPMP.xls document of the CPMP tool.

SF 424

Complete the fillable fields (blue cells) in the table below. The other items are pre-filled with values from the Grantee Information Worksheet.

7/17/10		Applicant Identifier		Type of Submission	
Date Received by state	State Identifier	Application		Pre-application	
Date Received by HUD	Federal Identifier	<input type="checkbox"/> Construction		<input type="checkbox"/> Construction	
		<input type="checkbox"/> Non Construction		<input type="checkbox"/> Non Construction	
Applicant Information					
County of Beaver		PA429007 Beaver County			
1013 Eighth Avenue		066 754 019			
		County			
Beaver Falls	Pennsylvania	Department			
15009	Country U.S.A.	0			
Employer Identification Number (EIN):		Beaver			
25-6001019		09/01			
Applicant Type:		Specify Other Type if necessary:			
Local Government: County		0			
Program Funding		U.S. Department of Housing and Urban Development			
Catalogue of Federal Domestic Assistance Numbers; Descriptive Title of Applicant Project(s); Areas Affected by Project(s) (cities, Counties, localities etc.); Estimated Funding					
Community Development Block Grant		14.218 Entitlement Grant			
2010 CDBG Program		Countywide			
\$ Federal Entitlement: \$4,218,691		\$Additional HUD Grant(s) Leveraged		Describe	
\$Additional Federal Funds Leveraged		\$Additional State Funds Leveraged \$574,640			
\$Locally Leveraged Funds		\$Grantee Funds Leveraged			
\$Anticipated Program Income \$220,000		Other (Describe) \$81,489 reprogrammed CDBG funds			
Total Funds Leveraged for CDBG-based Project(s): \$5,094,820					
Home Investment Partnerships Program		14.239 HOME			
FY 2010 HOME Program		Countywide			
\$HOME Grant Amount \$847,268		\$Additional HUD Grant(s) Leveraged		Describe	
\$Additional Federal Funds Leveraged \$2,751,300 LIHTC		\$Additional State Funds Leveraged			
\$Locally Leveraged Funds \$226,455 Act 137		\$Grantee Funds Leveraged			

\$Anticipated Program Income		Other (Describe)	
Total Funds Leveraged for HOME-based Project(s): \$3,825,023			
Housing Opportunities for People with AIDS		14.241 HOPWA	
HOPWA Project Titles		Description of Areas Affected by HOPWA Project(s)	
\$HOPWA Grant Amount	\$Additional HUD Grant(s) Leveraged	Describe	
\$Additional Federal Funds Leveraged		\$Additional State Funds Leveraged	
\$Locally Leveraged Funds		\$Grantee Funds Leveraged	
\$Anticipated Program Income		Other (Describe)	
Total Funds Leveraged for HOPWA-based Project(s)			
Emergency Shelter Grants Program		14.231 ESG	
ESG Project Titles		Countywide	
\$ESG Grant Amount \$170,441	\$Additional HUD Grant(s) Leveraged	Describe	
\$Additional Federal Funds Leveraged \$1,974,369 Supportive Housing and Shelter Plus Care,		\$Additional State Funds Leveraged \$145,076 Homeless Assistance Program (HAP)	
\$Locally Leveraged Funds		\$Grantee Funds Leveraged	
\$Anticipated Program Income		Other (Describe)	
Total Funds Leveraged for ESG-based Project(s): \$2,289,886			
Congressional Districts of:		Is application subject to review by state Executive Order 12372 Process?	
Applicant Districts: 4 & 18	Project Districts: 4 & 18		
Is the applicant delinquent on any federal debt? If "Yes" please include an additional document explaining the situation.		<input checked="" type="checkbox"/> Yes	This application was made available to the state EO 12372 process for review 5/20/10
		<input type="checkbox"/> No	Program is not covered by EO 12372
<input type="checkbox"/> Yes	<input checked="" type="checkbox"/> No	<input type="checkbox"/> N/A	Program has not been selected by the state for review

Person to be contacted regarding this application		
Lisa	E.	Signore
Director	724-847-3889: 724-847-3889	724-847-3861: 724-847-3861
lsignore@beavercountypa.gov	www.cdbg.info	Other Contact
Signature of Authorized Representative <i>Tomy Cemadis</i>		Date Signed 6/29/10



CPMP Non-State Grantee Certifications

Many elements of this document may be completed electronically, however a signature must be manually applied and the document must be submitted in paper form to the Field Office.

This certification does not apply.

This certification is applicable.

NON-STATE GOVERNMENT CERTIFICATIONS

In accordance with the applicable statutes and the regulations governing the consolidated plan regulations, the jurisdiction certifies that:

Affirmatively Further Fair Housing -- The jurisdiction will affirmatively further fair housing, which means it will conduct an analysis of impediments to fair housing choice within the jurisdiction, take appropriate actions to overcome the effects of any impediments identified through that analysis, and maintain records reflecting that analysis and actions in this regard.

Anti-displacement and Relocation Plan -- It will comply with the acquisition and relocation requirements of the Uniform Relocation Assistance and Real Property Acquisition Policies Act of 1970, as amended, and implementing regulations at 49 CFR 24; and it has in effect and is following a residential antidisplacement and relocation assistance plan required under section 104(d) of the Housing and Community Development Act of 1974, as amended, in connection with any activity assisted with funding under the CDBG or HOME programs.

Drug Free Workplace -- It will or will continue to provide a drug-free workplace by:

1. Publishing a statement notifying employees that the unlawful manufacture, distribution, dispensing, possession, or use of a controlled substance is prohibited in the grantee's workplace and specifying the actions that will be taken against employees for violation of such prohibition;
2. Establishing an ongoing drug-free awareness program to inform employees about --
 - a. The dangers of drug abuse in the workplace;
 - b. The grantee's policy of maintaining a drug-free workplace;
 - c. Any available drug counseling, rehabilitation, and employee assistance programs; and
 - d. The penalties that may be imposed upon employees for drug abuse violations occurring in the workplace;
3. Making it a requirement that each employee to be engaged in the performance of the grant be given a copy of the statement required by paragraph 1;
4. Notifying the employee in the statement required by paragraph 1 that, as a condition of employment under the grant, the employee will --
 - a. Abide by the terms of the statement; and
 - b. Notify the employer in writing of his or her conviction for a violation of a criminal drug statute occurring in the workplace no later than five calendar days after such conviction;
5. Notifying the agency in writing, within ten calendar days after receiving notice under subparagraph 4(b) from an employee or otherwise receiving actual notice of such conviction. Employers of convicted employees must provide notice, including position title, to every grant officer or other designee on whose grant activity the convicted employee was working, unless the Federal agency has designated a central point for the receipt of such notices. Notice shall include the identification number(s) of each affected grant;
6. Taking one of the following actions, within 30 calendar days of receiving notice under subparagraph 4(b), with respect to any employee who is so convicted --
 - a. Taking appropriate personnel action against such an employee, up to and including termination, consistent with the requirements of the Rehabilitation Act of 1973, as amended; or
 - b. Requiring such employee to participate satisfactorily in a drug abuse assistance or rehabilitation program approved for such purposes by a Federal, State, or local health, law enforcement, or other appropriate agency;
7. Making a good faith effort to continue to maintain a drug-free workplace through implementation of paragraphs 1, 2, 3, 4, 5 and 6.

Jurisdiction


Anti-Lobbying -- To the best of the jurisdiction's knowledge and belief:

8. No Federal appropriated funds have been paid or will be paid, by or on behalf of it, to any person for influencing or attempting to influence an officer or employee of any agency, a Member of Congress, an officer or employee of Congress, or an employee of a Member of Congress in connection with the awarding of any Federal contract, the making of any Federal grant, the making of any Federal loan, the entering into of any cooperative agreement, and the extension, continuation, renewal, amendment, or modification of any Federal contract, grant, loan, or cooperative agreement;
9. If any funds other than Federal appropriated funds have been paid or will be paid to any person for influencing or attempting to influence an officer or employee of any agency, a Member of Congress, an officer or employee of Congress, or an employee of a Member of Congress in connection with this Federal contract, grant, loan, or cooperative agreement, it will complete and submit Standard Form-LLL, "Disclosure Form to Report Lobbying," in accordance with its instructions; and
10. It will require that the language of paragraph 1 and 2 of this anti-lobbying certification be included in the award documents for all subawards at all tiers (including subcontracts, subgrants, and contracts under grants, loans, and cooperative agreements) and that all subrecipients shall certify and disclose accordingly.

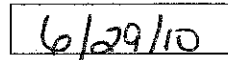
Authority of Jurisdiction -- The consolidated plan is authorized under State and local law (as applicable) and the jurisdiction possesses the legal authority to carry out the programs for which it is seeking funding, in accordance with applicable HUD regulations.

Consistency with plan -- The housing activities to be undertaken with CDBG, HOME, ESG, and HOPWA funds are consistent with the strategic plan.

Section 3 -- It will comply with section 3 of the Housing and Urban Development Act of 1968, and implementing regulations at 24 CFR Part 135.



Signature/Authorized Official



Date

Name

Name

Chairman, Beaver County Board of Commissioners

Title

810 Third Street

Address

Beaver PA 15009

City/State/Zip

724-847-3889

Telephone Number

- This certification does not apply.
 This certification is applicable.

Specific CDBG Certifications

The Entitlement Community certifies that:

Citizen Participation -- It is in full compliance and following a detailed citizen participation plan that satisfies the requirements of 24 CFR 91.105.

Community Development Plan -- Its consolidated housing and community development plan identifies community development and housing needs and specifies both short-term and long-term community development objectives that provide decent housing, expand economic opportunities primarily for persons of low and moderate income. (See CFR 24 570.2 and CFR 24 part 570)

Following a Plan -- It is following a current consolidated plan (or Comprehensive Housing Affordability Strategy) that has been approved by HUD.

Use of Funds -- It has complied with the following criteria:

11. **Maximum Feasible Priority** - With respect to activities expected to be assisted with CDBG funds, it certifies that it has developed its Action Plan so as to give maximum feasible priority to activities which benefit low and moderate income families or aid in the prevention or elimination of slums or blight. The Action Plan may also include activities which the grantee certifies are designed to meet other community development needs having a particular urgency because existing conditions pose a serious and immediate threat to the health or welfare of the community, and other financial resources are not available);
12. **Overall Benefit** - The aggregate use of CDBG funds including section 108 guaranteed loans during program year(s) 2010, 2__, 2__ (a period specified by the grantee consisting of one two, or three specific consecutive program years), shall principally benefit persons of low and moderate income in a manner that ensures that at least 70 percent of the amount is expended for activities that benefit such persons during the designated period;
13. **Special Assessments** - It will not attempt to recover any capital costs of public improvements assisted with CDBG funds including Section 108 loan guaranteed funds by assessing any amount against properties owned and occupied by persons of low and moderate income, including any fee charged or assessment made as a condition of obtaining access to such public improvements.

However, if CDBG funds are used to pay the proportion of a fee or assessment that relates to the capital costs of public improvements (assisted in part with CDBG funds) financed from other revenue sources, an assessment or charge may be made against the property with respect to the public improvements financed by a source other than CDBG funds.

The jurisdiction will not attempt to recover any capital costs of public improvements assisted with CDBG funds, including Section 108, unless CDBG funds are used to pay the proportion of fee or assessment attributable to the capital costs of public improvements financed from other revenue sources. In this case, an assessment or charge may be made against the property with respect to the public improvements financed by a source other than CDBG funds. Also, in the case of properties owned and occupied by moderate-income (not low-income) families, an assessment or charge may be made against the property for public improvements financed by a source other than CDBG funds if the jurisdiction certifies that it lacks CDBG funds to cover the assessment.

Excessive Force -- It has adopted and is enforcing:

14. A policy prohibiting the use of excessive force by law enforcement agencies within its jurisdiction against any individuals engaged in non-violent civil rights demonstrations; and
15. A policy of enforcing applicable State and local laws against physically barring entrance to or exit from a facility or location which is the subject of such non-violent civil rights demonstrations within its jurisdiction;

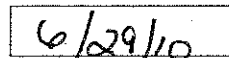
Jurisdiction


Compliance With Anti-discrimination laws -- The grant will be conducted and administered in conformity with title VI of the Civil Rights Act of 1964 (42 USC 2000d), the Fair Housing Act (42 USC 3601-3619), and implementing regulations.

Lead-Based Paint -- Its activities concerning lead-based paint will comply with the requirements of part 35, subparts A, B, J, K and R, of title 24;


Compliance with Laws -- It will comply with applicable laws.


Signature/Authorized Official



Date




Name




Title



Address



City/State/Zip



Telephone Number

- This certification does not apply.
 This certification is applicable.

**OPTIONAL CERTIFICATION
CDBG**

Submit the following certification only when one or more of the activities in the action plan are designed to meet other community development needs having a particular urgency as specified in 24 CFR 570.208(c):

The grantee hereby certifies that the Annual Plan includes one or more specifically identified CDBG-assisted activities, which are designed to meet other community development needs having a particular urgency because existing conditions pose a serious and immediate threat to the health or welfare of the community and other financial resources are not available to meet such needs.

Signature/Authorized Official

Date

Name

Title

Address

City/State/Zip

Telephone Number

- This certification does not apply.
 This certification is applicable.

Specific HOME Certifications

The HOME participating jurisdiction certifies that:

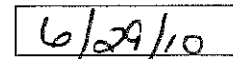
Tenant Based Rental Assistance -- If the participating jurisdiction intends to provide tenant-based rental assistance:

The use of HOME funds for tenant-based rental assistance is an essential element of the participating jurisdiction's consolidated plan for expanding the supply, affordability, and availability of decent, safe, sanitary, and affordable housing.

Eligible Activities and Costs -- it is using and will use HOME funds for eligible activities and costs, as described in 24 CFR § 92.205 through 92.209 and that it is not using and will not use HOME funds for prohibited activities, as described in § 92.214.

Appropriate Financial Assistance -- before committing any funds to a project, it will evaluate the project in accordance with the guidelines that it adopts for this purpose and will not invest any more HOME funds in combination with other Federal assistance than is necessary to provide affordable housing;


Signature/Authorized Official


Date

Tony Amadio

Name

Chairman, Beaver County Board of Commissioners

Title

810 Third Street

Address

Beaver, PA 15009

City/State/Zip

724-847-3889

Telephone Number

<input checked="" type="checkbox"/> This certification does not apply.
<input type="checkbox"/> This certification is applicable.

HOPWA Certifications

The HOPWA grantee certifies that:

Activities -- Activities funded under the program will meet urgent needs that are not being met by available public and private sources.

Building -- Any building or structure assisted under that program shall be operated for the purpose specified in the plan:

1. For at least 10 years in the case of assistance involving new construction, substantial rehabilitation, or acquisition of a facility,
2. For at least 3 years in the case of assistance involving non-substantial rehabilitation or repair of a building or structure.

<hr/>	<input type="text"/>
Signature/Authorized Official	Date
<input type="text"/>	
Name	
<input type="text"/>	
Title	
<input type="text"/>	
Address	
<input type="text"/>	
City/State/Zip	
<input type="text"/>	
Telephone Number	

- This certification does not apply.
 This certification is applicable.

ESG Certifications

I, Tony Amadio, Chief Executive Officer of **Error! Not a valid link.**, certify that the local government will ensure the provision of the matching supplemental funds required by the regulation at 24 *CFR* 576.51. I have attached to this certification a description of the sources and amounts of such supplemental funds.


I further certify that the local government will comply with:

1. The requirements of 24 *CFR* 576.53 concerning the continued use of buildings for which Emergency Shelter Grants are used for rehabilitation or conversion of buildings for use as emergency shelters for the homeless; or when funds are used solely for operating costs or essential services.
2. The building standards requirement of 24 *CFR* 576.55.
3. The requirements of 24 *CFR* 576.56, concerning assurances on services and other assistance to the homeless.
4. The requirements of 24 *CFR* 576.57, other appropriate provisions of 24 *CFR* Part 576, and other applicable federal laws concerning nondiscrimination and equal opportunity.
5. The requirements of 24 *CFR* 576.59(b) concerning the Uniform Relocation Assistance and Real Property Acquisition Policies Act of 1970.
6. The requirement of 24 *CFR* 576.59 concerning minimizing the displacement of persons as a result of a project assisted with these funds.
7. The requirements of 24 *CFR* Part 24 concerning the Drug Free Workplace Act of 1988.
8. The requirements of 24 *CFR* 576.56(a) and 576.65(b) that grantees develop and implement procedures to ensure the confidentiality of records pertaining to any individual provided family violence prevention or treatment services under any project assisted with ESG funds and that the address or location of any family violence shelter project will not be made public, except with written authorization of the person or persons responsible for the operation of such shelter.
9. The requirement that recipients involve themselves, to the maximum extent practicable and where appropriate, homeless individuals and families in policymaking, renovating, maintaining, and operating facilities assisted under the ESG program, and in providing services for occupants of these facilities as provided by 24 *CFR* 76.56.
10. The requirements of 24 *CFR* 576.57(e) dealing with the provisions of, and regulations and procedures applicable with respect to the environmental review responsibilities under the National Environmental Policy Act of 1969 and related

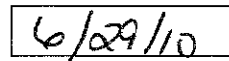
authorities as specified in 24 CFR Part 58.

11. The requirements of 24 CFR 576.21(a)(4) providing that the funding of homeless prevention activities for families that have received eviction notices or notices of termination of utility services will meet the requirements that: (A) the inability of the family to make the required payments must be the result of a sudden reduction in income; (B) the assistance must be necessary to avoid eviction of the family or termination of the services to the family; (C) there must be a reasonable prospect that the family will be able to resume payments within a reasonable period of time; and (D) the assistance must not supplant funding for preexisting homeless prevention activities from any other source.
12. The new requirement of the McKinney-Vento Act (42 USC 11362) to develop and implement, to the maximum extent practicable and where appropriate, policies and protocols for the discharge of persons from publicly funded institutions or systems of care (such as health care facilities, foster care or other youth facilities, or correction programs and institutions) in order to prevent such discharge from immediately resulting in homelessness for such persons. I further understand that state and local governments are primarily responsible for the care of these individuals, and that ESG funds are not to be used to assist such persons in place of state and local resources.
13. HUD's standards for participation in a local Homeless Management Information System (HMIS) and the collection and reporting of client-level information.

I further certify that the submission of a completed and approved Consolidated Plan with its certifications, which act as the application for an Emergency Shelter Grant, is authorized under state and/or local law, and that the local government possesses legal authority to carry out grant activities in accordance with the applicable laws and regulations of the U. S. Department of Housing and Urban Development.



Signature/Authorized Official


Date

Tony Amadio

Name

Chairman, Beaver County Board of Commissioners

Title

810 Third Street

Address

Beaver, PA 15009

City/State/Zip

724-847-3889

Telephone Number

<input type="checkbox"/> This certification does not apply. <input checked="" type="checkbox"/> This certification is applicable.
--

APPENDIX TO CERTIFICATIONS

Instructions Concerning Lobbying and Drug-Free Workplace Requirements

Lobbying Certification

This certification is a material representation of fact upon which reliance was placed when this transaction was made or entered into. Submission of this certification is a prerequisite for making or entering into this transaction imposed by section 1352, title 31, U.S. Code. Any person who fails to file the required certification shall be subject to a civil penalty of not less than \$10,000 and not more than \$100,000 for each such failure.

Drug-Free Workplace Certification

1. By signing and/or submitting this application or grant agreement, the grantee is providing the certification.
2. The certification is a material representation of fact upon which reliance is placed when the agency awards the grant. If it is later determined that the grantee knowingly rendered a false certification, or otherwise violates the requirements of the Drug-Free Workplace Act, HUD, in addition to any other remedies available to the Federal Government, may take action authorized under the Drug-Free Workplace Act.
3. Workplaces under grants, for grantees other than individuals, need not be identified on the certification. If known, they may be identified in the grant application. If the grantee does not identify the workplaces at the time of application, or upon award, if there is no application, the grantee must keep the identity of the workplace(s) on file in its office and make the information available for Federal inspection. Failure to identify all known workplaces constitutes a violation of the grantee's drug-free workplace requirements.
4. Workplace identifications must include the actual address of buildings (or parts of buildings) or other sites where work under the grant takes place. Categorical descriptions may be used (e.g., all vehicles of a mass transit authority or State highway department while in operation, State employees in each local unemployment office, performers in concert halls or radio stations).
5. If the workplace identified to the agency changes during the performance of the grant, the grantee shall inform the agency of the change(s), if it previously identified the workplaces in question (see paragraph three).
6. The grantee may insert in the space provided below the site(s) for the performance of work done in connection with the specific grant: Place of Performance (Street address, city, county, state, zip code) Check if there are workplaces on file that are not identified here. The certification with regard to the drug-free workplace is required by 24 CFR part 21.

Place Name	Street	City	County	State	Zip

7. Definitions of terms in the Nonprocurement Suspension and Debarment common rule and Drug-Free Workplace common rule apply to this certification. Grantees' attention is called, in particular, to the following definitions from these rules: "Controlled substance" means a controlled substance in Schedules I through V of the Controlled Substances Act (21 U.S.C. 812) and as further defined by regulation (21 CFR 1308.11 through 1308.15); "Conviction" means a finding of guilt (including a plea of *nolo contendere*) or imposition of sentence, or both, by any judicial body charged with the responsibility to determine violations of the Federal or State criminal drug statutes; "Criminal drug statute" means a Federal or non-Federal criminal statute involving the manufacture, distribution, dispensing, use, or possession of any

Jurisdiction

controlled substance; "Employee" means the employee of a grantee directly engaged in the performance of work under a grant, including:

- a. All "direct charge" employees;
- b. all "indirect charge" employees unless their impact or involvement is insignificant to the performance of the grant; and
- c. temporary personnel and consultants who are directly engaged in the performance of work under the grant and who are on the grantee's payroll. This definition does not include workers not on the payroll of the grantee (e.g., volunteers, even if used to meet a matching requirement; consultants or independent contractors not on the grantee's payroll; or employees of subrecipients or subcontractors in covered workplaces).

Note that by signing these certifications, certain documents must be completed, in use, and on file for verification. These documents include:

- 1. Analysis of Impediments to Fair Housing
- 2. Citizen Participation Plan
- 3. Anti-displacement and Relocation Plan

Tony Amadio
Signature/Authorized Official

6/29/10
Date

Tony Amadio

Name

Chairman, Beaver County Board of Commissioners

Title

810 Third Street

Address

Beaver, PA 15009

City/State/Zip

724-847-3889

Telephone Number



3-5 Year Strategic Plan

This document includes Narrative Responses to specific questions that grantees of the Community Development Block Grant, HOME Investment Partnership, Housing Opportunities for People with AIDS and Emergency

Shelter Grants Programs must respond to in order to be compliant with the Consolidated Planning Regulations.

NAME OF JURISDICTION: County of Beaver

Consolidated Plan Time Period: September 1, 2010 – August 31, 2014

GENERAL

Executive Summary

The Executive Summary is required. The Summary must include the objectives and outcomes identified in the plan and an evaluation of past performance.

3-5 Year Strategic Plan Executive Summary:

It is clear that the biggest issue for low income renters and homeowners alike is the financial burden of the cost of their housing. One easy way to assist renters is to have more public housing available; however, the number of public housing units is already close to the maximum number allowed for Beaver County. Therefore, it is clear that the private sector must be able to fulfill the need of making housing affordable. In addition, the waiting list for housing authority apartments is comprised mostly of individuals who are waiting for efficiency or 1 bedroom apartments. This is also the case for persons who are disabled.

Based on the current Fair Market Rent (FMR) for our area, it is almost impossible to reasonably house the population with the greatest need with rents as high as \$730 for a 2-bedroom unit. We cannot expect, for example, a single parent with two children with a gross income less than \$29,000/year to manage rental costs of \$8,760 plus utilities. Therefore, many single parents with children are priced out of the desirable, privately-owned rental units. They often remain in precarious living environments while on a waiting list for public housing.

In order to address this issue, we encourage our private developers to consider more reasonable rent structures that fall somewhere below the FMR. We also continue to be supportive of a strong TBRA program.

We have also found through our Point-in-Time surveys, that we continuously discover a need for emergency and transitional housing for individual men, shelter space for individuals with special needs and shelter space for families. As the funding trend at the national level continues to focus on permanent housing, we find that many of the most vulnerable individuals are "falling through the cracks".

We are committed to our public/private partnerships that are fostered through the County's continuum. We are working with a private non-profit that seeks to find a suitable shelter site in an area that receives local municipal and community support. The funding needed to keep such a program sustainable will be sought through what public support might be available, but will largely rely upon support from local churches, community groups, individuals and foundations.

Due to a decade of decline in funding for programs such as CDBG and HOME, we find that our communities have had to work with less, prioritizing their most basic needs. Some of the resulting stress has been relieved by the provision of funds through the American Recovery and Reinvestment Act of 2009. The County has committed its allocation to the development of neighborhood grocery stores in our lowest income communities and infrastructure improvements in downtown revitalization areas. It is our hope that these activities will bring about economic development and a stronger housing market in our urban areas. The Homeless Prevention and Rapid Re-Housing Program has made a strong impact on our efforts to provide longer term, safe and stable housing. The individuals and families who participate in the program are able to access the supports provided through HPRP and the CSBG-Recovery program to become and remain self-sufficient.

Strategic Plan

Due every three, four, or five years (length of period is at the grantee's discretion) no less than 45 days prior to the start of the grantee's program year start date. HUD does not accept plans between August 15 and November 15.

Mission: The primary goals of the Community Development Program are to improve housing conditions; improve Public Facilities; and improve and enhance the quality of life for county residents. These goals are achieved through a variety of functions and activities related to Community and Economic Development and the provision of public services through financial assistance to communities, organizations, and individuals in the county.

MANAGING THE PROCESS

Consultation 91.200(b)

1. Identify the lead agency or entity for overseeing the development of the plan and the major public and private agencies responsible for administering programs covered by the consolidated plan.

The Community Development Program of Beaver County (CDP) is the County department that administers programs covered by the Consolidated Plan through direct project management and through agreements with subrecipients.

2. Identify agencies, groups, and organizations that participated in the process. This should reflect consultation requirements regarding the following:

- **General §91.100 (a)(1)** - Consult with public and private agencies that provide health services, social and fair housing services (including those focusing on services to children, elderly persons, persons with disabilities, persons with HIV/AIDS and their families, homeless persons) during the preparation of the plan.

Letters requesting input through a survey were sent to public and private agencies, organizations and groups that provide health services, social and fair housing services, including those that focus on services to children, elderly persons, persons with disabilities, persons with HIV/AIDS and their families and homeless persons in the preparation of the plan. The list of agencies that were solicited are included under *Agencies & Adjacent Consultations* tab of this document.

The following CHDO's were also consulted on housing issues: Habitat for Humanity, Beaver County Community Development Organization (BCCHDO), Harbor Point Housing, Changing the World, and Tiger Pause.

All municipalities within the County were asked to complete a survey. All agencies, organizations, groups and municipalities were given the opportunity to include a list of their long term needs in their applications for CDBG funding. Citizens were also asked to prioritize community needs.

The Beaver County Office on Aging and the Housing Authority of Beaver County were consulted through the review of its plan. The website of Beaver County Behavioral Health, which encompasses the County's provision of mental health services, mental retardation services, drug and alcohol services, early intervention services, and behavioral health services to people on Medical Assistance.

- **Homeless strategy §91.100 (a)(2)** – Consult with public and private agencies that provide assisted housing, health services, and social services to determine what resources are available to address the needs of any persons that are chronically homeless.

The following Members of The Housing and Homeless Coalition were consulted in determining the resources available and needs of the homeless and the chronic homeless. The types of services each provides is listed next to their name.

- Beaver County Children and Youth Services, social services
- Beaver County Commissioners, government
- Beaver County Behavior Health, social Services
- Department of Public Welfare, social Services

- Housing Authority of the County of Beaver, assisted housing
- Neighborhood Legal Services, legal services
- Beaver County Jail Task Force, social services
- Beaver County Probation Office, social services
- Harbor Point Housing, assisted housing
- Supportive Services, Inc., assisted housing
- Women's Center of Beaver County, assisted housing
- Catholic Charities, social services
- Help House, assisted housing
- Salvation Army/Friendship Homes, assisted housing
- Heritage Valley Hospital - Mental Health Services, health services
- Contact Beaver Valley, social services
- Beaver County Collaborative Action Network, social services
- Southwestern Pennsylvania Aids Planning Coalition, social services
- Beaver County Head Start, social services
- Individuals who are or were homeless
- Citizens One to One Advocacy, social services
- Gateway/Beaver County LAUNCH, social services
- Habitat for Humanity, assisted housing
- Forensic Assertive Community Treatment Team, social services
- Department of Veterans Affairs, assisted housing and social services

The Continuum of Care, which is included under the *Continuum of Care* tab of this document, developed by the Homeless Task Force was also reviewed and incorporated in the strategic plan.

- **Lead lead-based paint hazards** §91.100 (a)(3) - Consult with State or local health and child welfare agencies and examine existing data related to lead-based paint hazards and poisonings.

Beaver County Children and Youth Services was consulted regarding child lead based paint hazards prevention and education in Beaver County. Statistics for Beaver County and Pennsylvania were found on the Pennsylvania Department of Health website at the EpiQMS (Epidemiologic Query & Mapping System) link. The United States Center for Disease Control (CDC) website and a HUD publication also provided statistics and information.

- **Adjacent governments** §91.100 (a)(4) -- Notify adjacent governments regarding priority non-housing community development needs. Adjacent governments in Pennsylvania (Allegheny County, Butler County, Washington County, and Lawrence County) and Ohio (Hancock County and Columbiana County) were notified in writing regarding priority non-housing community development needs. See *Agencies & Adjacent Consultations* tab for more information.
- **Metropolitan planning** §91.100 (a)(5) -- Consult with adjacent units of general local government, including local government agencies with

metropolitan-wide planning responsibilities, particularly for problems and solutions that go beyond a single jurisdiction, i.e. transportation, workforce development, economic development, etc.

Adjacent governments in Pennsylvania (Allegheny County, Butler County, Washington County, and Lawrence County) and Ohio (Hancock County and Columbiana County) were consulted in writing regarding the development of Beaver County's Consolidated Plan.

See *Agencies & Adjacent Consultations* tab for more information.

Data and program information was obtained from the Southwestern Pennsylvania Commission (SPC) which is the Pittsburgh region's metropolitan-wide planning agency. A Beaver County Commissioner is a member of SPC's Board. The work of the SPC includes transportation, workforce development, economic development, community assistance and environmental justice.

- **HOPWA §91.100 (b)** -- Largest city in EMSA consult broadly to develop metropolitan-wide strategy for addressing needs of persons with HIV/AIDS and their families.
Beaver County does not receive HOPWA funds, therefore this section does not apply.
- **Public housing §91.100 (c)** -- Consult with the local public housing agency concerning public housing needs, planned programs, and activities.
The Housing Authority of the County of Beaver (HACB) was consulted through the review of their plan, surveys and discussion.

Citizen Participation 91.200 (b)

3. Based on the jurisdiction's current citizen participation plan, provide a summary of the citizen participation process used in the development of the consolidated plan. Include a description of actions taken to encourage participation of all its residents, including the following:
 - Low- and moderate-income residents where housing and community development funds may be spent; a citizen survey was advertised in the Beaver County Times, the newspaper of general circulation in Beaver County. A link to this survey was also placed on the Beaver County Times online website. After a notice is published in the Beaver County Times, a copy of the plan is placed on display for 30 days in libraries in low income areas of the County. Published notice invites citizens to give input on needs and feedback on the plan directly to the County through the Community Development Program. All citizens are invited to voice their community's needs and comment on the plan at public hearings advertised in the Beaver County Times.

- Minorities and non-English speaking persons, as well as persons with disabilities; The **Beaver County Minority Coalition** provided input and recommendations regarding the selection of projects in areas of the greatest minority concentration in Beaver County. In addition, the plan was placed on review at handicapped accessible public facilities, including libraries and the courthouse for ease of access for people with disabilities.
 - Local and regional institutions and other organizations (including businesses, developers, community and faith-based organizations); **Community and Faith-based organizations** were solicited to give input through surveys. **Businesses** are consulted through the **Main Street Network** program. **Developers** are consulted primarily in conjunction with the **HOME** program and funds regarding providing affordable housing. Local school districts are given the opportunity to submit information on their long-term needs with their applications for CDBG funding. Local main street organizations, which include representation from the business sector were surveyed and given the opportunity to comment on services provided under the County's Main Street Network Program.
 - Residents of public and assisted housing developments and recipients of tenant-based assistance; The **HACB** held meetings to discuss their **FY 2010 Agency Plan** with our **Resident Advisory Board (RAB)** which is comprised of representatives from each of the public housing developments and the **Section 8 Housing Choice Voucher Program**. These meetings were held on **January 21, 2010** and on **March 18, 2010**. The **March 18th** meeting was also the **HACB public hearing** for their **FY 2010 Agency Plan**. See *Housing Authority / Capital Fund* tab for more information.
 - Residents of targeted revitalization areas. The **Citizen survey** was advertised in the local newspaper and the municipalities were sent letters asking for survey input. See the *Citizen Participation in Current Plan* tab and the *Agencies & Adjacent Consultations* tab of this document for more information.
4. Provide a description of the process used to allow citizens to review and submit comments on the proposed consolidated plan, including how the plan (or a summary of the plan) was published for review; the dates, times and locations of a public hearing, or hearings; when and how notice was provided to citizens of the hearing(s); the dates of the 30 day citizen comment period, and if technical assistance was provided to groups developing proposals for funding assistance under the consolidated plan and how this assistance was provided.

See *Beaver County Citizen Participation Plan* tab for a description of the citizen review process. A public needs hearing, advertised in the Beaver County Times, was held on Tuesday, May 4, 2010 to solicit citizen input for the development of the five Year Consolidated Plan and Annual Action Plan. A

second hearing, advertised in the Beaver County Times, was held on Friday, June 4, 2010 asking for input on the proposed Five Year Consolidated Plan and Annual Action Plan. Finally, citizens had the opportunity to provide comments on the Consolidated Plan and Annual Action Plan at the public meeting of the Board of Beaver County Commissioners on June 24, 2010 where the Commissioners voted on their submission to HUD. The 30-day citizen comment period ran from May 20, 2010 to June 20, 2010. See *Citizen Participation in Current Consolidated Plan* tab for proof of publication of the notices, meeting minutes, meeting attendance, and other information on participation in the current plan.

Technical assistance to groups developing proposals was done through phone calls and meetings with the Director or Deputy Director of the Community Development Program at the request of the organization's representative. All applications received by the due date were reviewed for activity eligibility and ability to meet a national objective. If an application appeared incomplete, the applicant was contacted for the information required to make the determination as to whether the project activity was eligible and met a national objective.

5. Provide a summary of citizen comments or views received on the plan and explain any comments not accepted and reasons why these comments were not accepted.

*Please note that Citizen Comments and Responses may be included as additional files within the CPMP Tool.

Comments were asked for at both public hearings. Please refer to the *Citizen Participation in Current Plan* tab for the hearing minutes which include all verbal comments made. All comments made or submitted were accepted.

HOUSING AND HOMELESS NEEDS

Housing Needs 91.205

**If not using the CPMP Tool: Complete and submit CHAS Table from:*

<http://socds.huduser.org/scripts/odbic.exe/chas/index.htm>

**If using the CPMP Tool: Complete and submit the Needs/Housing Table*

6. In this narrative, describe the estimated housing needs projected for the next five year period for the following categories of persons: extremely low-income, low-income, moderate-income, and middle-income families, renters and owners, elderly persons, persons with disabilities, including persons with HIV/AIDS and their families, single persons, large families, public housing residents, victims of domestic violence, families on the public housing and section 8 tenant-based waiting list, and discuss specific housing problems, including: cost-burden, severe cost-burden, substandard housing, and overcrowding (especially large families) and substandard conditions being

experienced by extremely low-income, low-income, moderate-income, and middle-income renters and owners compare to the jurisdiction as a whole. The jurisdiction must define the terms "standard condition" and "substandard condition but suitable for rehabilitation."

Based on CHAS 2009 Tables, the estimated housing needs projected for the next five year period are contained under the *Housing Needs Table* tab in this document. Based on the data provided by the CHAS 2009 Tables, the prevalence of housing problems by household type and income level will be discussed in this housing needs analysis.

Housing Problems: Households that have a moderate or severe cost burden, are overcrowded or are substandard are considered to have housing problems. A household that pays 30% to 50% of its monthly income for housing is considered to have a **moderate housing cost burden**. A household that pays more than 50% of its monthly income for housing is considered to have a **severe housing cost burden**. A household with a ratio of more than one person per room is considered to be **overcrowded**. A housing unit without complete kitchen and plumbing facilities is considered to be **substandard**. "Standard condition" of a housing unit is to have complete kitchen and plumbing facilities. "Substandard condition but suitable for rehabilitation" is a unit that housing that fails to meet HUD's Housing Quality Standards (HQS). For this analysis, "Adequate Housing" means a unit in Standard Condition that is not overcrowded, where the household pays less than 30% of its monthly income for housing costs.

Household Types: An **Elderly Household** is a one or two person household of which either person is 62 or older. A **Small related** household consist of 2-4 people who are related. A **Large related** household with 5 or more people who are related. All **Other Households** are households that do not fit the definition of elderly, small related or large related. The category of **Other Households** would include single people and households that have at least one person who is not related to the other person or people in the household.

Income levels: A household whose income is 30% or less of the median family income (MFI) for Beaver County's region (the Pittsburgh Metropolitan Region) is considered **Extremely Low income**. A household whose income is more than 30% and less than or equal to 50% of the median family income (MFI) for Beaver County's region (the Pittsburgh Metropolitan Region) is considered **Very Low Income**. A household whose income is more than 50% and less than or equal to 80% of the median family income (MFI) for Beaver County's region (the Pittsburgh Metropolitan Region) is considered **Low Income**.

Elderly renter households with less than 30% MFI: Four percent of all elderly households in Beaver County and approximately 1/4 of all elderly renter households fall in this category. There are a total of 1175 of these households in Beaver County. Of this total approximately 1/4 have a

moderate cost burden, another ¼ have a severe cost burden and 202 households or 17% are overcrowded or live in substandard housing. It is significant 68.5% of elderly renter households with less than 30% MFI have serious housing problems. A total of 805 households, a significant number, in this category need adequate housing.

Small related renter households with less than 30% MFI: This category makes up 5% of all renter households in Beaver County and 1.8% of all small related households in Beaver County. Of the number of small related households at this income level, approximately ¼ have a moderate cost burden, and 326 or 48.9% of these households have a severe cost burden. Of approximately 12 households that live in substandard conditions, 8 households also have a severe cost burden. A significant number, 479 or 72%, of households at this level must pay too great a share of their monthly income for housing.

Large related renter households with less than 30% MFI: This category makes up only 1.9% of all renter households in Beaver County and 9% of all large related households in Beaver County. Of the number of large related households at this income level, approximately ¼ have a moderate cost burden, and 43 or 48.9% of these households have a severe cost burden. All of the large related households at this income level are overcrowded. Approximately 2 large related households live in substandard conditions.

All other renter households with less than 30% MFI: This category makes up only 17% of all renter households in Beaver County and 8% of all other households in Beaver County. Of the number of all other households at this income level, approximately ¼ have a moderate cost burden, and 382 or 48.9% of these households have a severe cost burden. Approximately 14 of this category live in substandard conditions.

Elderly owner households with less than 30% MFI: 19.6% percent of all elderly households in Beaver County and approximately 14.6% of all elderly renter households fall in this category. There are a total of 2,215 of these households in Beaver County. Of this total approximately 39.8% or 882 have a moderate cost burden, another 41.2% or 913 have a severe cost burden and less than 70 of all Beaver County owner households at this income level live in substandard housing, substandard housing does not appear to be a significant problem for the elderly owner households at this income. It is significant that 80.1% of elderly owner households with less than 30% MFI have serious housing problems, which are almost exclusively moderate or severe cost burden.

Small related owner households with less than 30% MFI: Out of 107,900 total homeowners in Beaver County only ,1188 or 1% fall in this category. This category makes up 2.75% of all small related households in Beaver County. Of the number of small related owner households at this income level, approximately 309 or 26% have a moderate cost burden, and

more than ½ or 668 have a severe cost burden. A significant number, 977 or 82.2% of small related owner households at this level must pay too great a share of their monthly income for housing. Approximately 13 of these families live in substandard conditions.

Large related owner households with less than 30% MFI: This category makes up only .1% of all owner households in Beaver County and 2.7% of all large related households in Beaver County. Of the number of large related households at this income level, approximately ¼ have a moderate cost burden, and ½ have a severe cost burden. It is significant that ¾ or 111 of all of the households in this category have serious cost burdens. No owner households at this income level are overcrowded. Approximately 22 large related owner households at this income level live in substandard conditions.

All other owner households with less than 30% MFI: This category makes up only .4% of all owner households in Beaver County, .6% of all other households in Beaver County and 13% of all other owner households. Of the number of all other households at this income level, approximately ¼ have a moderate cost burden, and approximately ½ of these households have a severe cost burden. It is significant that approximately ¾ or 385 of all of the households in this category have serious cost burdens. Approximately 22 other owner households at this income level live in substandard conditions.

Elderly renter households with greater than 30% through 50% MFI: 9.6% of all elderly households in Beaver County and approximately 38.3% of all elderly renter households fall in this category. There are a total of 1465 of these households in Beaver County. Of this total approximately ¼ have a moderate cost burden, another ¼ have a severe cost burden. It is significant more than ½ or 752 of elderly renter households with greater than 30% through 50% MFI have serious housing problems. Approximately 8 elderly households at this income level live in substandard conditions.

Small related renter households with greater than 30% through 50% MFI: This category makes up 6.7% of all renter households in Beaver County and 8.1% of all small related households in Beaver County. Of the number of small related households at this income level, approximately 36.7% have a moderate cost burden, and 16.2% of these households have a severe cost burden. Approximately 4 small related renter households at this income level live in substandard conditions and 6 households are overcrowded. The primary problem for small related renter households at this income level is serious cost burden with 271 or 53% experiencing this problem.

Large related renter households with greater than 30% through 50% MFI: This category makes up only .1% of all renter households in Beaver County and 6.9% of all large related households in Beaver County. Of the number of large related households at this income level, approximately 36.7% or 25 have a moderate cost burden and 11 or 16.2% of these households

have a severe cost burden. Approximately 18 or more than ¼ of large related households at this income level are overcrowded. Approximately 14 or 20.8% of the large related households at this income level live in substandard conditions. From this data, overcrowding and substandard conditions are more of a problem for large related renter households at this income level than severe cost burden. The only factor affecting more large related households at this income level is moderate cost burden.

All other renter households with greater than 30% through 50% MFI: This category makes up only 1.1% of all renter households in Beaver County and 2.6% of all other households in Beaver County. Of the number of all other households at this income level, more than ¼ have a moderate cost burden, and 263 or 56.2% of these households have a severe cost burden. Approximately 17 of this category live in substandard conditions and 13 live in overcrowded conditions. It is significant that 385 out of 468 or 82.2% of other renter households live in housing with a serious cost burden.

Elderly owner households with greater than 30% through 50% MFI: There are a total of 2,215 of these households in Beaver County. This category makes up 65.4% of all owners at this income level in Beaver County, 30.9% percent of all elderly households in Beaver County and 33.1% of all elderly owner households. More than ¼ have a moderate cost burden and another ¼ have a severe cost burden. Approximately 10 elderly owner households with this income live are overcrowded and 4 live in substandard housing. More than 1/2 of elderly owner households at this level have serious housing problems, which are almost exclusively moderate or severe cost burden.

Small related owner households with greater than 30% through 50% MFI: Out of 107,900 total homeowners in Beaver County 1.7% fall in this category. This category makes up 4.3% of all small related households in Beaver County and 33% of all owner households at this income level. Of the number of small related owner households at this income level, approximately 188 or 36.7% have a moderate cost burden, and 83 or 16.2% have a severe cost burden. More than ½ of the small related owner households at this income level must pay too great a share of their monthly income for housing. Approximately 4 small related owner households live in substandard conditions and 11 live in overcrowded conditions.

Large related owner households with greater than 30% through 50% MFI: This category makes up only .2% of all owner households in Beaver County and 4.3% of all large related households in Beaver County. Of the number of large related households at this income level, approximately 36.7% have a moderate cost burden, and 16.2% have a severe cost burden. It is significant that over ½ of the large related owner households at this income level have a significant cost burden for housing. Approximately 19 or 18.3% of large related owner households at this income level are overcrowded and 7 or 10.4% live in substandard conditions. Compared to the rates of

overcrowding at .7% for small related owner households at this income level, .2% for elderly owner households at this income level and 1.3% for all other households at this income level, the level of overcrowding for large families at this income level is significant.

All other owner households with greater than 30% through 50% MFI:

This category makes up only .2% of all owner households in Beaver County, 3.2% of all other households in Beaver County and 5.3% of all other owner households. Of the number of all other households at this income level, approximately $\frac{1}{4}$ have a moderate cost burden, and approximately $\frac{1}{2}$ of these households have a severe cost burden. It is significant that approximately $\frac{3}{4}$ or 385 of all of the households in this category have serious cost burdens. Approximately 22 other owner households at this income level live in substandard conditions.

Elderly renter households with greater than 50% through 80% MFI:

In Beaver County, there are 1,180 Elderly renter households with greater than 50% through 80% MFI. This number is 7.8 % of all elderly households in Beaver County and approximately 2.2% of all renter households and 26.8 % of all renter households at this income level. Approximately $\frac{1}{4}$ of elderly renter households at this income level have a moderate cost burden and another $\frac{1}{4}$ have a severe cost burden. It is significant more than $\frac{1}{2}$ or 605 of elderly renter households with greater than 50% through 80% MFI have serious housing problems. No elderly households at this income level live in substandard conditions and 13 are overcrowded.

Small related renter households with greater than 50% through 80% MFI:

This category makes up 8.4% of all renter households in Beaver County and 10.1% of all small related households in Beaver County. Of the number of small related households at this income level, approximately 131 or 20.5% have a moderate cost burden, and 11 or 1.7% have a severe cost burden. No small related renter households at this income level live in substandard conditions but 22 households (3.4%) are overcrowded. The primary problem for small related renter households at this income level is serious cost burden with 142 or 21.2% experiencing this problem.

Large related renter households with greater than 50% through 80% MFI:

This category makes up only .1% of all renter households in Beaver County and 1.5% of all large related households in Beaver County. Of the number of large related households at this income level, approximately 47.2% or 39 have a moderate cost burden and 20.5% or 17 have a severe cost burden. Approximately 37 or more than 32.5% of large related households at this income level are overcrowded. No large related households at this income level live in substandard conditions. From this data, overcrowding is more of a problem for large related renter households at this income level than other household types. The only factor affecting more large, related households at this income level is significant cost burden.

All other renter households with greater than 50% through 80% MFI: This category makes up only 1.4% of all renter households in Beaver County and 3.2% of all other households in Beaver County. Of the number of all other households at this income level, less than ¼ have a moderate cost burden, and 13 or 1.7% of these households have a severe cost burden. No households of this category live in substandard conditions and 35 live in overcrowded conditions.

Elderly owner households with greater than 50% through 80% MFI: There are a total of 5,340 of these households in Beaver County. This category makes up 54.6% of all owners at this income level in Beaver County, 35.3% of all elderly households in Beaver County and 47.2% of all elderly owner households. Approximately 34.8% or 2,125 have a moderate cost burden and another 41.2% or 2,200 have a severe cost burden. Approximately 18 elderly owner households with this income live are overcrowded and 24 live in substandard housing. It is significant that 4,325 or 80.9% of elderly owner households at this level have serious housing problems, which are almost exclusively moderate or severe cost burden.

Small related owner households with greater than 50% through 80% MFI: Out of 107,900 total homeowners in Beaver County 2.9% fall in this category. This category makes up 7.4% of all small related households in Beaver County and 32.9% of all owner households at this income level. Of the number of small related owner households at this income level, approximately 738 or 22.9% have a moderate cost burden, and 226 or 7% have a severe cost burden. Approximately 946 or 29.9% of the small related owner households at this income level must pay too great a share of their monthly income for housing. Approximately 20 small related owner households live in substandard conditions and 26 live in overcrowded conditions.

Large related owner households with greater than 50% through 80% MFI: This category makes up 3.7% of all owner households in Beaver County and 7.3% of all large related households in Beaver County. Of the number of large related households at this income level, approximately 92 or 22.9% have a moderate cost burden, and 28 or 7% have a severe cost burden. Approximately 45 or 11.25% of large related owner households at this income level are overcrowded and 33 or 8.2% live in substandard conditions. Compared to the rates of overcrowding at .8% for small related owner households at this income level, .4% for elderly owner households at this income level and 3.7% for all other households at this income level, the level of overcrowding for large families at this income level is significant.

All other owner households with greater than 50% through 80% MFI: This category makes up only 1.1% of all owner households in Beaver County, 5.5% of all other households in Beaver County and 12.99% of all owner households at this income level. Of the number of all other households at this income level, approximately ¼ or 291 have a moderate cost burden, and 89

or 7% of these households have a severe cost burden. It is significant that approximately 380 or 29.9% of all of the households in this category have serious cost burdens. Approximately 36 or 2.8% other owner households at this income level live in substandard conditions and 48 or 3.7% are overcrowded.

Disabled Persons. Based on the 2009 CHAS Tables, the term "disabled" means anyone with mobility or self-care limitations. There are 4280 households in Beaver County. Of that number 1,945 rent and 2,335 own their homes. Based on the relatively few numbers of substandard and overcrowded conditions generally reported Beaver County, it is fair to say that most of the housing problems experienced by the disabled population consists of moderate or severe cost burden. Housing problems for disabled households, broken down by income, are as follows:

- 680 or 71.9% of Disabled Renter households with 30% or less MFI have housing problems,
- 315 or 53.8% of Disabled Renter households with 30.1%-50% MFI have housing problems,
- 125 or 30.1% of Disabled Renters with 50.1%-80% MFI have housing problems
- 70 or 10.2% of Disabled renters with 80.1% and above MFI have housing problems
- 500 or 77.5% of Disabled owners less with 30% or less MFI have housing problems
- 585 or 58.2% of Disabled owners with 30.1%-50% MFI have housing problems
- 380 or 60.3 % of Disabled owners with 50.1%-80% MFI have housing problems,
- 405 or 13.6% of Disabled owners with 80.1% and above MFI have housing problems.

The less income a disabled household has, the more likely that the household also has a moderate or severe cost burden. It is significant that approximately 1180 or 3/4 of all disabled owners and renters at the lowest income level have housing problems. Also, out of 4280 disabled households a total of 3060 or 71.4% have housing problems. This appears to be an underserved population with regard to adequate housing.

Persons with HIV/AIDS and their families: The current estimated number of persons with HIV/Aids is 100 in Beaver County. The HIV/AIDS incidence rate in Beaver County in 2003 was 3.7 per 100,000 people, which is .2 fewer than reported in 2001. With a population of 184,412 Beaver County had 6 reported cases of HIV/AIDS in 2003 and 7 cases in 2001. While there appears to be a need, housing for people with HIV/AIDS can be met through housing for people with physical disabilities.

Public housing residents: The mission of the HACB is to provide decent,

safe affordable housing to low income families. The needs of public housing residents are based on the feedback of public housing residents to the HACB's plan, and responses to the housing questionnaire. The goals are to update units and buildings, to provide opportunities for public housing residents to move to homeownership, and to develop additional public housing units. The HACB has examined its Public Housing Admissions and Continued Occupancy policy and its Section 8 Administrative Plan. The highest priority unmet need is for affordable one bedroom apartments for persons under age 62 and second highest priority need is for one bedroom units for persons over age 62.

Families on the public housing and section 8 tenant-based waiting lists: The Housing Authority has 484 households on its public housing waiting list which is for efficiency, one and two bedroom units. Because the HACB is permitted 1,886 public housing units and currently have 1,803, only an additional 83 units are permitted. The turnover rate is approximately 425 units per year which leaves the need for approximately 53 additional units. Private affordable housing must meet this need until the HACB can develop additional units.

The Section 8 waiting list includes 138 households. It is anticipated that current number of 648 vouchers will continue to meet the current demand given the turnover and attrition rates. Additional vouchers are needed for 25 families participating in a program with CYS to avoid placing children in foster care because of lack of housing for the families. An additional need is for 100 vouchers for individuals with disabilities who are not elderly.

Victims of domestic violence: The greatest housing need of victims of domestic violence is permanent housing for low income individuals and families. Most lack enough income for adequate housing. Some are unable to secure public housing because of a criminal record, fines owed, utilities owed, or a past eviction from public housing. Besides needing assistance in learning to pay off debts, budgeting, and clearing their criminal records, these families and individuals need safe, adequate, affordable housing. Development of private sector affordable housing may be explored as a way to meet this need.

7. To the extent that any racial or ethnic group has a disproportionately greater need for any income category in comparison to the needs of that category as a whole, the jurisdiction must provide an assessment of that specific need. For this purpose, disproportionately greater need exists when the percentage of persons in a category of need who are members of a particular racial or ethnic group is at least ten percentage points higher than the percentage of persons in the category as a whole.

Approximately 7.5% of Beaver County residents are minorities.
Approximately 28.4% of minority renters with income of 30% or less MFI

have housing problems. The minorities in this group have a disproportionate need compared to the number of minorities in Beaver County as a whole. With regard to the various racial groups, the only specific racial group in this income category with a disproportionate need is Black/African American renters at this income level with 24.5% which is 18 percentage points higher than the percentage of Black/African Americans in Beaver County of 6.5%. The next highest statistic with regard to the housing problems of racial minorities is that Black/African American owners make up 11.9% of the owner households with income of 30% or less MFI have housing problems which is 5.4 percentage points higher than the percentage of Black/African Americans in Beaver County. All other percentages of specific minority groups at the various income levels fall near or below the percentage of the minority group as compared to the Beaver County population as a whole.

Homeless Needs 91.205 (c)

*Refer to the Homeless Needs Table 1A or the CPMP Tool's Needs.xls workbook

8. Homeless Needs— The jurisdiction must provide a concise summary of the nature and extent of homelessness in the jurisdiction, (including rural homelessness and chronic homelessness where applicable), addressing separately the need for facilities and services for homeless persons and homeless families with children, both sheltered and unsheltered, and homeless subpopulations, in accordance with Table 1A. The summary must include the characteristics and needs of low-income individuals and children, (especially extremely low-income) who are currently housed but are at imminent risk of either residing in shelters or becoming unsheltered.

Summary of the nature and extent of homelessness in the jurisdiction, (including rural homelessness and chronic homelessness where applicable): Our best tool for summarizing the nature and extent of homelessness in Beaver County is the Point in Time Survey conducted on January 27, 2010. In addition to surveying police departments, school districts, soup kitchens and social service agencies, a street count was done. A total of 165 persons were homeless, including 93 homeless individuals and 72 people from families with children. Sixteen were in emergency shelter, 61 in transitional housing, 35 were staying with family or friends, 11 in motels, 9 in the Beaver County Jail, 5 were living in rental housing and facing eviction or uninhabitable conditions and 10 in other places such as treatment facilities or hospitals. Of the 165 homeless persons, 71 were male, 68 were female. There were 27 who were age 18-30, 91 age 30-60 and 11 over age 60. Of the 165 persons who were homeless, 82 were seriously mentally ill, 64 were chronic substance abusers, 47 had other disabilities, 4 had HIV/AIDS, 2 had Hepatitis C, 53 experienced domestic violence, 66 had criminal backgrounds, and 7 were veterans.

The homeless came from 16 geographical areas including Aliquippa, Ambridge, Baden, Beaver, Beaver Falls, Center, Ellwood, Freedom, Hopewell,

Independence Twp, Midland, Monaca, New Brighton, New Castle, Ohioville and Rochester. Of the households reported, 109 were single adults, 8 were multiple adults and 36 were families with children. Among the families with children, 2 heads of household were in the Beaver County Jail, 3 were in homes they rent, 1 was in a motel, 7 were in transitional housing, 12 were in emergency shelter, 9 were staying with family or friends and 2 were living in substandard housing. A total of 72 children were in these 36 families.

With regard to the chronic homeless, 63 homeless persons were continually homeless for more than 1 year, 50 experienced at least 4 episodes of homelessness in 3 years and 37 were both continually homeless for more than 1 year and experienced 4 episodes of homelessness in 3 years.

The need for facilities and services for homeless persons and homeless families with children, both sheltered and unsheltered, and homeless subpopulations, in accordance with Table 1A: The needs for facilities and services for the homeless are based on the Point in Time Survey, a survey of agencies that house and/or provide services to the homeless and the characteristics of people at imminent risk of residing in shelters or becoming homeless. The Point in Time Survey revealed that, for homeless individuals, Beaver County needs an additional 8 shelter beds, 13 transitional housing beds and 15 supportive housing beds. For homeless families, the Point in Time Survey showed that Beaver County needs an additional 6 emergency shelter beds, and 9 permanent supportive housing beds.

A survey was taken of the Housing and Homeless Coalition of Beaver County (HHCBC) members. The members are the providers of housing and services to the homeless in Beaver County. The highest priority needs identified were for emergency shelter space for individual men, especially those coming from jail, shelter space for individuals with special needs, additional shelter space for families. Employment was listed a first or second highest priority need. The need for additional supervised housing for individuals from 18-25 and additional community-based case management system to link the homeless (and those at risk of homelessness) to services/resources needed to break the cycle of poverty and unstable housing.

Characteristics and needs of low-income individuals and children, (especially extremely low-income) who are currently housed but are at imminent risk of either residing in shelters or becoming unsheltered: People who are currently housed but at imminent risk of becoming homeless are those with disabilities of which Beaver County has approximately 397, those who have been chronically homeless of which Beaver County has 53 and those whose income is less than 30% MFI of which Beaver County has at least 360.

9. Describe, to the extent information is available, the nature and extent of homelessness by racial and ethnic group. A quantitative analysis is not required. If a jurisdiction provides estimates of the at-risk population(s), it

should also include a description of the operational definition of the at-risk group and the methodology used to generate the estimates.

Of the 165 homeless persons counted during the Point in Time survey, 101 were white, 33 were black/African American, and one categorized as "other" race. Racial data was not collected on the remaining people. Of the people who are housed but at risk of becoming homeless, 278 are white, 143 are black/African American, 1 is Asian, 4 are black/African American and white, and 6 are other multi-racial. The operation definition of at-risk population are those who are currently housed but have disabilities, have been chronically homeless or have income less than 30% MFI. These estimates were derived from characteristics of the people who are housed in shelter, transitional and permanent supportive housing as well as the people who are housed in the community who have contacted the Homeless Hotline for assistance and fit the definition of the at-risk population.

Non-homeless Special Needs 91.205 (d) including HOPWA

*Please also refer to the Non-homeless Special Needs Tables 1A & 1B or, in the CPMP Tool, the Needs.xls workbook.

10. Estimate, to the extent practicable, the number of persons in various subpopulations that are not homeless but may require housing or supportive services, including the elderly, frail elderly, persons with disabilities (mental, physical, developmental, persons with HIV/AIDS and their families), persons with alcohol or other drug addiction, victims of domestic violence, public housing residents, and any other categories the jurisdiction may specify and describe their supportive housing needs. The jurisdiction can use the Non-Homeless Special Needs Table (Table 1B or Needs.xls in CPMP Tool) of their Consolidated Plan to help identify these needs.

*Note: HOPWA recipients must identify the size and characteristics of the population with HIV/AIDS and their families that will be served in the metropolitan area.

For housing needs of the elderly, people with HIV/AIDS, victims of domestic violence and people with physical disabilities please see the Housing Needs section of this narrative. For specific numbers needed see the *Non-Homeless Special Needs Table* tab of this document. The primary tools used for determining non-homeless special needs were surveys of agencies, citizens and municipalities. Approximately 109 citizens responded to the Citizens Survey and 51 agencies responded to the Agency Surveys.

Elderly and frail elderly: In determining the elderly and frail elderly, Beaver County's Office on Aging 4-Year Plan was consulted, social service agencies serving the elderly were consulted and citizen's input was solicited. Beaver County's Office on Aging conducted an extensive needs assessment survey of the elderly in Beaver County to develop their plan. The highest priority need identified was assistance with minor home repairs. The second highest priority needs identified were assistance with finding living arrangements of their choice and help with purchasing eyeglasses, hearing

aids or dentures. The third priority needs identified were assistance with bathing, meal preparation, laundry or cleaning and health screenings at senior centers. It is significant that the #1 need is related to housing repair. It is also significant that the #2 need had to do with locating appropriate housing and a #3 need had to do with in-home supportive services to enable the elderly person to stay in their current home. Their survey also showed that of the females over the age of 65 who live alone in a rural area, approximately 30% indicated that they also had a disability. With regard to additional housing needs, the plan identified that there would be an increased demand for at home and community-based services based on the release of new state Assisted Living regulations.

The citizen survey revealed that 48% of respondent's ranked rehabilitation of senior centers as a high priority, 55% ranked affordable housing for the elderly as a high priority, 45% ranked owner-occupied housing rehabilitation a high priority and 46% ranked support services for the elderly a high priority. Other issues were that there are not enough services in general for seniors and not enough senior day cares and support programs.

Persons with physical disabilities: In determining the needs of the physically disabled in Beaver County, social service agencies serving this group were consulted and citizen's input was solicited. The highest priority unmet need from all agency respondents was transportation. Yard care and snow clearing were second highest priority needs and socialization was the third highest priority need.

Of the citizens who responded to the Citizens survey, 57% ranked health care services as a high priority and 44% ranked health facilities as high priority. Most citizens ranked activities that assist the disabled as a medium priority, with the exception of Housing rehabilitation/modification and employment. For example, 43% ranked housing rehabilitation or modification as a high priority and 48% ranked employment training as a high priority. Most of the respondents ranked gave the other categories medium ranking. Approximately 43% ranked affordable rental units a medium priority, 43% ranked help achieving homeownership a medium priority, and 40% ranked support services a medium priority, for public ADA/accessibility improvements, 47% of citizen respondents thought that should be a medium priority.

Persons with mental health disabilities: In determining the needs of persons with mental health disabilities in Beaver County, social service agencies serving this group were consulted and citizen's input was solicited. The highest priority needs cited by the agencies were employment and transportation. The second highest priority needs were to make current group homes permanent housing and child care. The third priority needs are for affordable permanent supportive housing for individuals and families and services for transition age youth (ages 17 to 25).

Approximately 45% of citizens ranked mental health services as a high priority and the improvement of mental health facilities as a medium need (43% of respondents).

Persons with developmental disabilities: Only 1 agency that assists persons with developmental disabilities responded to the survey. This agency listed transportation as the highest priority need, providing activities as the second highest priority need and education of families and self-advocated as the third highest priority need.

Citizens were not asked to rank specific programs for people with developmental disabilities, however, for people with disabilities in general 48% of citizen respondents ranked employment training as high priority for people with disabilities in general, supportive services a medium priority (40% of respondents), and group home/independent living facilities at medium priority (52% of respondents).

BCBH is the County agency that assists this population. They have a waiting list of approximately 25 for housing at any given time. Families are encouraged to plan well in advance and emergency placements are able to be made readily. With a great number of community living arrangement housing existing in Beaver County, the need for additional housing for this population appears to be minimal.

Persons with HIV/AIDS and their families: According to one agency survey approximately 30 people with HIV/AIDS are served in Beaver County. This agency listed transportation as the highest priority need, health care as the second highest priority need and housing as the third highest priority need.

Another agency listed health care as the highest priority need. This agency indicated that a more affordable housing for people with disabilities and some housing for this specific group should be created. It is important to note that a major consideration in creating housing for this group is the stigma that is placed on a person with HIV/AIDS and their families if a residential project is specifically designated for them. It seems that programs that assist this population to find housing when needed and the support services that keeps them in their homes as long as possible would better meet their needs.

Citizen respondents ranked services for people with AIDS as a low priority (46% of respondents).

Persons with alcohol or other drug addiction: The highest priority needs cited by the agencies were transportation and lack of visual/training aids. The second highest priority needs were housing and lack of modern technology. The third priority needs are employment and lack of treatment space.

Citizen respondents ranked substance abuse treatment as a medium priority (42% of respondents).

Victims of domestic violence: The highest priority needs cited by the agencies were shelter and permanent housing for low income individuals and families. The second highest priority needs were safety and shelter facilities for people with disabilities, people who require more private space and families with older children. The third priority need is affordable legal representation.

Citizen respondents ranked services for victims of domestic violence as a high priority (52% of respondents).

Public housing residents:

Based on the agency survey, the highest priority need for public housing is affordable one bedroom units for persons under age 62 and the second priority need is affordable one bedroom units for persons over age 62.

Citizen respondents ranked rental assistance as a low priority (41% of respondents).

Other categories

Low income residents: Of the agencies that responded that serve low income persons generally, affordable, adequate housing was the highest priority need expressed by most agencies. Homeless shelter and healthcare for adults were also listed. Most agencies listed employment as the second highest priority. Emergency housing for adults and rent/mortgage assistance were also listed. Third highest priorities were transportation, transition assistance from welfare to work, skills training/education, utility assistance and mental health/social services.

In the area of anti-poverty programs, citizens ranked all jobs and business assistance activities very high including job creation (71% of respondents), job training (58% of respondents), small business assistance (54% of respondents), credit/financial counseling (39% of respondents), emergency assistance (52%) and downtown investment (42%). This group will continue to be served by the CSBG and the work-ready program.

Children / youth: This category included the most agency survey responses (13) of any of the special needs categories. A variety of specific needs were expressed at each priority level which are listed as follows:

Highest priority needs:

- Services suggested included advocacy, prompt psychiatric evaluations, identification and evaluation, co-occurring services, access to clinical services
- Parent education about services available and money management to prevent homelessness

- Education and recreational opportunities including equality of education, free recreation activities
- Jobs
- Funding of special needs programs and equipment purchases not covered by insurance for children with disabilities

Second highest priority needs:

- Services suggested included advocacy, psychiatric service
- Funding children's programs
- Education and recreational opportunities including recreation activities, life skills, adult mentoring and social activities
- Transportation
- Housing

Third highest priority needs:

- Jobs
- Education and recreational opportunities including conflict resolution and social activities
- Housing for at risk children and their families and for older teens who are homeless.

Citizen respondents ranked services for youth as high priority, including after school programs (53% of respondents), crime prevention programs (54% of respondents), services for abused & neglected children (64% of respondents) and rehabilitation of youth centers (45% of respondents). The comment received was that "youth need places to go so they are not in the streets."

Lead-based Paint 91.205 (e)

11. Estimate the number of housing units* that contain lead-based paint hazards, as defined in section 1004 of the Residential Lead-Based Paint Hazard Reduction Act of 1992, and are occupied by extremely low-income, low-income, and moderate-income families.

**If using the CPMP Tool, this number can be provided on the Housing Needs Table in the Needs.xls file.*

An estimated 1731 of housing units occupied by extremely low-income, low-income and moderate-income families may contain lead-based paint hazards.

HOUSING MARKET ANALYSIS

Housing Market Analysis 91.210

Refer to the Housing Market Analysis Table in the Needs.xls workbook

12. Based on information available to the jurisdiction, describe the significant characteristics of the housing market in terms of supply, demand, condition,

access to permanent housing, and activities to prevent low-income individuals and families with children (especially extremely low-income) from becoming homeless. This inventory of facilities should include (to the extent it is available to the jurisdiction) an estimate of the percentage or number of beds and supportive services programs that are serving people that are chronically homeless.

The jurisdiction can use the optional Continuum of Care Housing Activity Chart and Service Activity Chart to meet this requirement.

Please refer to the *Continuum of Care* tab in this document for a chart on emergency shelters and services, transitional housing, permanent supportive housing, access to permanent housing, and activities to prevent low-income individuals and families with children (especially extremely low-income) from becoming homeless. The *Continuum of Care* tab includes (to the extent it is available to the jurisdiction) an estimate of the percentage or number of beds and supportive services programs that are serving people that are chronically homeless.

In addition to these housing programs the Homeless Helpline functions at the hotline 24 hours a day 7 days a week to refer homeless people to services, especially in emergencies. Contact refers all homeless helpline calls to BC Launch which is the clearinghouse for referral to the most appropriate housing and services tailored to the individual's or family's needs. BC Launch receives referrals from all agencies in the HHCBC as well as referrals from the greater community. The Franklin Center provides homeless prevention by providing financial assistance for utilities, rent and security deposits. The Franklin Center also makes referrals to appropriate agencies. Catholic Charities provides rental assistance for homeless prevention. The Homeless Prevention and Rapid Re-housing Program provides outreach and referral, case management, crisis intervention, housing locator, legal services, credit counseling, rental assistance and motel vouchers to persons who are homeless or at risk of becoming homeless.

Special Need Facilities and Services 91.210 (d)

17. Describe, to the extent information is available, the facilities and services that assist persons who are not homeless but require supportive housing, and programs for ensuring persons returning from mental and physical health institutions receive appropriate supportive housing.

Elderly - Housing facilities include a number of low income multi-unit developments that specifically serve the elderly. Services currently available to the elderly and frail elderly include case management through the BCOA which assists with information and referral, chore service, safety program, and facilitates the provision of personal care and in home medical care to move elderly persons from nursing homes back to their own homes.

Persons with Severe Mental Illness - Housing facilities include a number of low income multi-unit developments that specifically serve persons with severe mental illness. All of these facilities include supportive services. BCBH is the County agency that oversees provision of services for this population including case management of counseling, psychiatric and medication services.

Persons who are Developmentally Disabled - Housing facilities include community living arrangements by various non-profit agencies. BCBH is the County agency that oversees provision of services for this population including case management of support services for the person and family, special medical needs and employment.

Persons who are Physically Disabled - Public housing facilities and all HOME funded projects now include provisions for accommodating this population. Services for them are provided by agencies addressing their specific disability or groups that tend to also have physical disabilities, such as the elderly, veterans or persons with developmental disabilities.

Persons who are Alcohol/Other Drug Addicted - Housing for this group mostly consists of temporary housing connected with detox and rehabilitation programs. All of these facilities include supportive services. Some designated permanent housing exists for this group, however, most reintegrate into regular low-income housing. BCBH is the County agency that oversees provision of services for this population including case management of counseling and medication services.

Persons returning from mental health institutions: These people are followed by the Beaver County Behavior Health case manager who assists in help the person find appropriate housing and services. Because of the recent closure of the Mayview state mental health institution, Beaver County Behavioral Health office, developed a plan to find permanent supportive housing for individuals being discharged from the state hospitals, individuals residing in LTSR's and CRR's and individuals being diverted from the state hospital. Intensive case management facilitates this population's return to the community.

Persons returning from physical health institutions: Generally, it is the policy for physical health institutions in Beaver County to not discharge people who require assistance with physical health concerns unless they are able to live independently. Through the discharge planning process, referrals are made to the appropriate level of care for the patient. For elderly patients who require assistance, the BCOA has a Nursing Home Transition program which assists persons coming out of nursing homes to move to a home setting of their choice. The BCOA reviews the housing choices with the client, assists them through the process of moving back home or to another, more appropriate setting, and contracts with agencies to provide in home services,

if needed. It is anticipated that this program will continue to grow in the future.

Barriers to Affordable Housing 91.210 (e)

18. Explain whether the cost of housing or the incentives to develop, maintain, or improve affordable housing are affected by public policies, particularly those of the local jurisdiction. Such policies include tax policy affecting land and other property, land use controls, zoning ordinances, building codes, fees and charges, growth limits, and policies that affect the return on residential investment.

The policies that most affect fair housing choice are, in many cases, the same policies that provide barriers to affordable housing. The following information was obtained through a Fair Housing Analysis completed in December 2008. An important element of the analysis for barriers to affordable housing includes an examination of public policy in terms of its impact on housing choice. From a budgetary standpoint, housing choice can be affected by the allocation of staff and financial resources to housing related programs and initiatives. The decline in federal funding opportunities for affordable housing for lower income households has shifted much of the challenge of affordable housing production to state, county, and local government decision makers.

From a regulatory standpoint, local government measures to control land use (such as zoning regulations) define the range and density of housing resources that can be introduced in a community. Housing quality standards are enforced through the local building code and inspection procedures.

A community's sensitivity to housing issues is often determined by people in positions of public leadership. The perception of housing needs and the intensity of a community's commitment to housing related goals and objectives are often measured by board members, directorships and the extent to which these individuals relate within an organized framework of agencies, groups, and individuals involved in housing matters. The expansion of housing choice requires a team effort and public leadership and commitment is a prerequisite to strategic action.

This section evaluates several public policies in Beaver County to determine opportunities for furthering the expansion of fair housing choice.

Zoning

In Pennsylvania, the power behind land development decisions resides with municipal governments through the formulation and administration of local controls. These include comprehensive plans, zoning ordinances and subdivision ordinances, as well as building and development permits.

Of the 54 municipalities in the County, 44 have adopted municipal zoning

ordinances. A sampling of these 44 ordinances (25% selected among boroughs, cities and townships across the County) were reviewed as part of the analysis of impediments to fair housing choice.

Municipal zoning ordinances in Beaver County were reviewed to identify zoning that may potentially impede housing choice in the County. The analysis was based on topics raised in HUD's Fair Housing Guide, which include:

- The opportunity to develop various housing types (including apartments and housing at various densities)
- The opportunity to develop alternative designs (such as cluster developments and planned residential developments)
- The treatment of mobile or modular homes, and if they are treated as stick-built single family dwellings
- Minimum lot size requirements
- Dispersal requirements for housing facilities for persons with disabilities in single family zoning districts
- Restrictions of the number of unrelated persons in dwelling units based on the size of the unit or the number of bedrooms.

It is important to consider that the presence of inclusive zoning does not necessarily guarantee a zoning ordinance's fairness. This analysis does not address the issue of availability, suitability, or developability of sites.

In each municipal zoning ordinance reviewed, the following eight zoning elements were analyzed for impediments to fair housing choice.

Date of Ordinance -In general, the older the zoning ordinance, the less effective it will be. Older zoning ordinances have not evolved to address changing land uses, lifestyles, and demographics. However, the age of the zoning ordinance does not necessarily mean that the regulations impede housing choice by members of the protected classes.

Most ordinances had been amended and updated (to some degree) since their original adoption date. The earliest ordinance was dated 1955; the most recent, 2002. Three were noted to have been amended through 2005-2007.

Residential Zoning Districts -Generally, the more zoning districts established in a municipality mean more housing choice. With a variety of residential zoning districts, a variety of housing types on varying minimum lot sizes can offer more affordable housing choice to residents.

The more current ordinances had a greater number and variety of residential zoning districts. For example, the 1955 ordinance had a single residential district in the borough while a 1983 ordinance contained six districts (three residential and three non-residential) where residential uses were permitted in some manner.

Permitted Residential Lot Sizes-Because members of the protected classes are often also in low income households, a lack of affordable housing may impede housing choice by members of the protected class. Excessively large lot sizes may deter development of affordable housing. A balance should be struck between areas with larger lots and those for smaller lots that will more easily support creation of affordable housing.

Minimum lot sizes ranged from as small as 3,000 square feet in one borough to one acre with on-lot sewage treatment, and a wide variety in between. However, within some individual municipalities, the variety in lot size was rather limited.

Alternative Designs-Allowing alternative designs provides opportunities for affordable housing by reducing the cost of infrastructure spread out over a site. Alternative designs may also increase the economies of scale in site development, further supporting the development of lower cost housing. Alternative designs can also promote other community development objectives, including agricultural preservation or protection of environmentally sensitive lands, while offsetting large lot zoning and supporting the development of varied residential types.

Planned Unit Developments were permitted in four of the 11 ordinances reviewed. One also permitted "hamlet developments." Generally, no alternative design concepts were mentioned in the oldest ordinances.

Permitted Residential Types- Similar to excessively large lots, restrictive forms of land use that exclude any particular form of housing, particularly multi-family housing, discourage the development of affordable housing. Allowing varied residential types reduces potential impediments to housing choice by members of the protected classes.

Two-family dwellings were permitted by-right in R-1 districts in five of the 11 ordinances. Multi-family dwellings were permitted by-right in the higher density residential districts in six of the ordinances.

In two ordinances, any dwelling type other than single family required a special exception or conditional use permit even in medium density and higher density residential districts. For example, in one borough a duplex requires a public hearing to be sited in the R-3, Urban Residential District. Typically, special exceptions and conditional uses are reserved for residential uses that have the potential to have a greater impact on surrounding

property. Special exceptions must be approved by the zoning hearing board, while conditional uses must be recommended by the planning commission and approved by council or the board of supervisors.

Definition of Mobile Home-Pennsylvania's Municipal Planning Code (MPC) defines a mobile home as a single-family dwelling. The inclusive definition encourages a varied housing stock advancing choice. Defining the use differently or restricting its location to areas other than those where stick-built single-family housing is permitted does not specifically impede housing choice by members of the protected classes. However, there is a correlation between low income households and members of the protected classes. By limiting a low cost housing option, restrictions on mobile homes may disproportionately impact members of the protected classes.

Five of the ordinances defined a mobile home as a single family dwelling. Two ordinances defined mobile home as a single family dwelling but placed restrictions on where (can be located only in "trailer courts" or "mobile home courts") and how (minimum size of 900 square feet and comprised of two portable units connected on-site) they were to be regulated.

Two ordinances specifically prohibited mobile homes from locating anywhere in the borough or township.

Definition of Family-Restrictive definitions of family may impede unrelated individuals from sharing a dwelling unit. Defining family broadly advances non-traditional families and supports the blending of families who may be living together for economic purposes that limit their housing choice. Restrictions in the definition of family typically cap the number of unrelated individuals that can live together. The restrictions from the cap can impede the development of group homes, effectively impeding housing choice for the disabled. Caps on unrelated individuals residing together may be warranted to avoid overcrowding, thus creating health and safety concerns.

Communities should make a reasonable accommodation in their zoning codes to enable a group home to locate in all residential zoning districts even if the number of occupants exceeds the cap. Ten of the ordinances did not limit the number of unrelated individuals living together as a family. The one ordinance that did impose a limit placed the cap at three individuals.

Regulations of Group Homes for Persons with Disabilities-Group homes are residential uses that do not adversely impact a community. Efforts should be made to ensure group homes can be easily accommodated throughout the community under the same standards as any other residential use. Of particular concern are those that serve members of the protected classes such as the disabled. Because a group home for the disabled serves to provide a non-institutional experience for its occupants, imposing conditions are contrary to the purpose of a group home. More importantly, the restrictions, unless executed against all residential uses in the zoning district, are an impediment to the siting of group homes and are in violation of the Fair Housing Act.

Several of the zoning ordinances reviewed for this analysis were found to be in violation of the Fair Housing Act as they relate to the provision of group homes. The following observations were noted during the reviews:

- In the ordinances dated 1955, 1960 and 1979, group home is not mentioned nor regulated. Five of the ordinances placed exceptionally restrictive conditions on the siting of group homes in their municipalities. These included:
 - A minimum on-site, exterior open space requirement, as high as 1,600 square feet in some cases.
 - Dispersal requirements ranging from 1,000-2,500 linear feet from another similar facility within the municipality.
 - Minimum square footage requirements for bedrooms and dining rooms, which are not applicable to single family dwellings in the same municipality.
 - Extra off-street parking requirements for residents and staff.
 - Limiting the number of residents to six.
 - Visual screening required along rear and side property lines.
- In one ordinance, the application process for a group home required that the property owner provide the municipal planning commission with "documentation to indicate the attitudes of adjacent and area wide property owners within 250 feet."
- In another ordinance, the authority to determine if "plans and programs for management of the group residence are adequate and appropriate" and "adequate provisions have been made to assure the safety and welfare of...the adjacent neighborhood" is placed with the borough council during the public hearing process.
- In five of the eight ordinances that did mention group homes, group homes are permitted by special exception or conditional use and require public hearings.
- In two ordinances, change of ownership or any other element of the group home property triggered a new application and public hearing process

Property Taxes

Taxes impact housing affordability. Real estate taxes can impact the choice that households make with regard to where to live. In Pennsylvania, property taxes are made up of county, municipal, and school district taxes. Tax increases that may occur are burdensome to low income homeowners and increases are usually passed on to renters through rent increases. Another impact of using property tax as a main source of school district funding is the desire to limit housing for families with children to avoid the cost of paying for their schooling.

Pennsylvania tax policy needs to be reformed to reduce impediments to housing choice. The highest tax rates are in communities that are largely developed and where there is less non-residential development. These communities often are populated by long-time residents, many of whom are older and in need of services.

Real estate taxes are levied on land and buildings and provide primary revenue streams for counties, municipalities, and school districts throughout Pennsylvania. County assessment offices establish the market value of each property and then apply a pre-determined ratio to establish a property's assessed value. The ratio could range from 20% to 100%, and varies from county to county. From this assessment each taxing jurisdiction levies a uniform tax millage rate against the assessed value of each property. Levies are measured in tenths of a cent and commonly called "mills." Levies are multiplied by the assessed value of a property to calculate a property owner's real estate tax.

In Beaver County, the total millage rates (including county, municipal, and school district rates) range from 72.70 mills in New Sewickley Township to 319.60 mills in Aliquippa City. The assessed value of a property is equal to 50% of its appraised value. As a result, a house that appraised for \$100,000 would have an assessed value of \$50,000 for which a tax bill would be calculated.

To illustrate the substantial financial impact that property taxes have on housing affordability in Beaver County, the annual real estate tax payment for a house selling for the 2007 median sales price of \$95,750 (with an assessed value of \$47,875) was calculated for each municipality. Annual tax payments ranged from \$3,480.51 in New Sewickley Township to \$15,300.85 in Aliquippa City.

More specifically, these amounts were equivalent to monthly real estate property tax payments of \$290.04 in New Sewickley Township and \$1,275.07 in Aliquippa City. The significance of such high property taxes on residential properties is that the amount of taxes must be factored into the affordability question. If a property owner is considering the purchase of a home, estimating the monthly mortgage payment must include the mortgage principle and interest, property taxes, and homeowner's insurance (referred to as the PITI).

Furthermore, in several cases, the highest tax areas are generally the poorest areas in the County where significant population loss has occurred (see Figure 4-2). When this occurs, municipalities are forced to increase tax rates to compensate for the loss of tax revenue that accompanies population loss. In essence, the poorest communities have to bear the heaviest tax burden in Beaver County and across Pennsylvania. This

situation makes a good case for regional government under which tax rates could be assessed in a more equitable manner.

Public Transit

Households without a vehicle, which in most cases are primarily low-moderate income households, are at a disadvantage in accessing jobs and services, particularly in rural areas. Access to public transit is critical to these households. Without convenient access, employment is potentially at risk and their ability to remain housed is greatly impacted.

Destinations and Routes-In Beaver County, 42% of the civilian labor force commutes outside of the County for employment. Many of these workers drive into Pittsburgh to their jobs. For those who choose to use public transportation to get to work, Beaver County Transit Authority (BCTA) provides extensive routes and schedules to accommodate commuting residents, including bus routes to:

- Most County municipalities and three major destination areas in the City of Pittsburgh
- Numerous medical and clinic facilities, including many major facilities located in the City of Pittsburgh
- All of the local school district facilities and major institutions in the City of Pittsburgh (Carnegie Mellon University, University of Pittsburgh, Duquesne University, Chatham College) and Washington and Jefferson College in Washington County, PA
- Many public service agencies, including the Beaver County Courthouse and the Allegheny County Courthouse in Pittsburgh
- Numerous recreational facilities in the County as well as the Carnegie Museums, Heinz Hall and the Monongahela Incline in Pittsburgh
- The major transit ports in the region such as Pittsburgh International Airport, Amtrak, Greyhound Bus Lines and the Downtown Service Center of the Allegheny Port Authority
- Fifteen industrial centers (employment centers)

Most of the public housing developments are served by public transit; however there are four developments that do not have access to public transit. These include Midcrest in Midland, Edgecombe in Monaca, Crestyview/Economy in Ambridge and Freedom Apartments in Freedom. Weekday routes typically run beginning in the 4:00-6:00 a.m. range and continue until the 8:00-10:00 p.m. range. Weekend schedules typically run from 6:00 a.m. to 8:00 p.m.

Special Programs -Demand and Response Transit (DART) service is a door-to-door, advanced reservation, shared-ride system, operated in both urban and rural areas of Beaver County and to and from certain destinations in Allegheny County. Service is available to persons who do not live within ¼-mile of regular BCTA fixed route buses, and to persons with specialized transportation needs. DART provides transportation for the general public,

senior citizens, persons with disabilities, and others with specialized transportation needs to and from any point in Beaver County that cannot be reached by using regular fixed route buses. Connections to BCTA fixed routes can also be made upon request. When riding DART, there is no restriction on trip purpose, and no type of trip is given priority over another in the scheduling process. The daily routes and schedules of service vary each day in response to the demand expressed for service to and from certain points. All trips are scheduled by advanced reservation only.

The Free Senior Program -- Persons aged 65 and older can ride free on BCTA fixed route services all day, every day. This card can also be used to receive reduced fare transportation on BCTA's DART system, and is valid on all transit systems in Pennsylvania, so it can be used when visiting Pittsburgh or traveling across the state.

Customers having a disability that meets the definition established by the Americans with Disabilities Act (ADA) can ride BCTA fixed route services at half fare. This program is in effect all day, every day. This card can also be used to receive reduced fare transportation on BCTA's DART system, and is valid on all transit systems in Pennsylvania.

Medical Assistance Transportation Program (MATP) provides non-emergency medical transportation to residents who hold a valid Pennsylvania Medical Assistance (MA) card. This special program offers transportation or mileage reimbursement to help clients access medical care or other services from Medical Assistance providers. BCTA is required to provide the least-costly, most appropriate transportation service available that will meet a rider's needs. MATP services can be used for medical appointments or most other services paid for by Medical Assistance. These other medical services include therapies, tests, dental visits, trips to the pharmacy to pick up prescriptions, mental health treatment, drug and alcohol addiction treatment, and trips to medical equipment suppliers.

Accessibility of Residential Housing Stock

Private Housing Inventory - In Pennsylvania, the Universal Accessibility Act (PA Act 166) requires accessibility for persons with disabilities in certain new and rehabilitated residential and commercial property.

Public Housing Inventory - Section 504 of the Rehabilitation Act of 1973 and 24 CFR Part 8 requires that 5% of all public housing units be accessible to persons with mobility impairments. Another 2% of public housing units must be accessible to persons with sensory impairments. In addition, a public housing authority's administrative offices, application offices and other non-residential facilities must be accessible to persons with disabilities. The Uniform Federal Accessibility Standards (UFAS) is the standard against which residential and non-residential spaces are judged to be accessible.

The Housing Authority of the County of Beaver (HACB) completed a Section 504 Needs Assessment in December 2003 and received approval from HUD on May 28, 2004. The needs assessment included a survey of public housing residents, public housing applicants, Section 8 voucher holders, and Section 8 voucher applicants. HACB participated in PHFA's pooled Capital Fund Bond Program to finance the rehabilitation and/or new construction of units accessible to persons with mobility impairments. This construction activity is now complete and 90 units (5%) of HACB's public housing stock now meet UFAS standards. HACB's investment in this accessibility upgrade project was approximately \$8 million.

Each public housing resident is surveyed annually by HACB to determine any change in disability status. During the survey, each resident is asked if they are in need of a special accommodation. Also, each new public housing applicant is required to complete a survey in which they are asked if they are in need of a special accommodation. On average, HACB follows up on about 100 requests per year from public housing residents in need of special accommodations, including grab bars, therapeutic pets, etc.

Section 8 voucher holders with disabilities are entitled to special accommodations. Each Section 8 voucher holder also is surveyed annually to determine any change in disability status. On average, HACB receives about five special accommodation requests each year. The participating landlord is expected to finance improvements to the rental unit that render it accessible to the Section 8 voucher holder. HACB provides the landlord with referrals to local organizations and agencies that offer financing incentives for accessibility improvements. If improvements to the unit are made, HACB offers an increase in the payment standard to 110% of FMR. This increase in revenue helps the owner to finance the cost of the accessibility improvement.

Every applicant for public housing and Section 8 is given a fair housing brochure that provides the names, telephone numbers and address of agencies to contact if they feel they have been the target of discrimination. The brochure defines all of the protected classes as well as the procedure to be followed in filing a complaint. There are no unresolved fair housing grievances or complaints that have been filed against HACB by members of the protected classes.

HACB cooperates with various advocacy groups in housing members of the protected classes. For example, HACB has entered into a memorandum of understanding (MOU) with Beaver County Behavioral Health to administer tenant-based rental assistance Bridge Housing Program for persons with mental disabilities. HACB also works diligently to house special needs clients referred from the Beaver County Mental Health Association and the Beaver County Rehabilitation Center.

Through its experiences and familiarity with the rental housing market in Beaver County, HACB has identified two impediments to fair housing. These

include the relative absence of private rental units that are accessible to persons with disabilities and the refusal of private landlords to rent to families with children.

Mortgage Lending Practices

Under the terms of the Financial Institutions Reform, Recovery and Enforcement Act of 1989 (F.I.R.R.E.A.), any commercial lending institution that makes five or more home mortgage loans must report all residential loan activity to the Federal Reserve Bank under the terms of the Home Mortgage Disclosure Act (HMDA). The HMDA regulations require most institutions involved in lending to comply and report information on loans denied, withdrawn or incomplete by race, sex, and income of the applicant. The information from the HMDA statements assists in determining whether financial institutions are serving the housing needs of their communities. The data also helps to identify possible discriminatory lending patterns.

The most recent available HMDA data for Beaver County is from 2006. Reviewing this data helps to determine the need to encourage area lenders, other business lenders, and the community at large to actively promote existing programs and develop new programs to assist residents in securing home mortgage loans for home purchase. The data focuses on the number of homeowner mortgage applications received by lenders for home purchase of one- to four-family dwellings and manufactured housing throughout the County. The information provided by race and sex is for the primary applicant only. Co-applicants were not included in the analysis. In addition, where no information is provided or categorized as not applicable, no analysis has been conducted due to the lack of information. The following table outlines HMDA data by loan type, loan purpose, applicant race, income, and sex, as well as by action taken on the application.

Applications by Race and Ethnicity -In 2006, 3,674 mortgage applications were made for the purchase of one- to four-family owner-occupied units or manufactured housing units in Beaver County. Of these applications:

- 75.5% (2,775) were white applicants
- 2.5% (91) were black applicants
- 0.2% (9) were Asian/Pacific Islander applicants
- 0.1% (5) were American Indian/Alaskan Native applicants
- Hispanic applicants also accounted for less than 1% (25) of the applications.

Applications by Sex -Of the 3,674 applications:

- Males were listed as the first applicant name on 57.6% of the applications (2,116)
- Females were listed as the first applicant name on 25.4% of the applicants (932)

Applications for Conventional Loans versus Government-Backed Loans-Loan types included conventional mortgage loans and a variety of government-backed loans (Farmers Home Administration, Veterans Administration, Farm Service Agency and Rural Housing Service). Comparing these loan types helps to determine if the less stringent underwriting standards and lower down payment requirements of government-backed loans expand home ownership opportunities. In Beaver County, 8.8% (323) of the total applications were for government-backed loans. Of these, six were minority households.

Denial of Applications -Of the 3,674 applications, 423 applicants were denied (11.5%).

Applications Denied By Race and Ethnicity

- A total of 2,775 applications were submitted by white households, of which 309 were denied. This was equivalent to a denial rate of 11.1%.
- A total of 91 applications were submitted by black households, of which 24 were denied. This was equivalent to a denial rate of 26.4%.
- A total of 25 applications were submitted by Hispanic households, of which four were denied. This was equivalent to a denial rate of 16%.
- The total number of applications submitted by other races was 14 with two of these being denied. These numbers are too small to analyze meaningfully.

Applications Denied by Sex -Female applicants were denied at a higher rate (14.6%) than male applicants (11.2%). However, this can be misleading. If a married couple submitted a loan application and listed the wife's name first and the husband's name second, the applicant was noted to be the female even though the application was reviewed for a married couple.

Applications Denied by Loan Type -The overall denial rate for government-backed loans was 5.9%, which was half the denial rate for conventional loans (12.1%).

Reasons for Loan Denial -Denial reasons were provided for 268 of the 423 denied applications. Reasons for denial included the following:

- Credit history: 30.6%
- Other: 22.8%
- Inadequate collateral: 17.2%
- Debt-to-income ratio too high: 12.7%
- Credit application incomplete: 9.3%
- Unverifiable information: 4.9%.

- Poor employment history: 1.1%
- Insufficient cash: 1.5%

Denials by Financial Institutions -A review of financial institutions that denied applications was conducted to determine if a pattern of denial existed. Upon reviewing the data provided by HMDA on denial rates by financial institution, no discernable pattern of denials was found to have existed.

Denial Data by Census Tract -The HMDA data were analyzed to determine if a pattern of loan denials existed by census tract. Of the 423 applications denied, the identification of the census tract was included in only 219 applications. The following table provides the summary data. Only census tracts with at least 10 denials are included in the table.

Two of the census tracts where the highest denial rates were found were noted to be the same areas with the highest rates of minority residents and low-moderate income persons in the County. In Rochester Borough, where 5% of the denied applications originated, minorities account for 16% of the population. And in Aliquippa City, where 4% of the denied applications originated, minorities comprise 37% of the population. However, high denial rates also were found in New Sewickley Township and Hopewell Township where the rates of minorities were only 1% and 3%, respectively. As a result, no obvious patterns of denial based on census tract location could be noted.

Conclusion: The existing stock of affordable housing for low and moderate income households has substantially decreased and is generally limited to the older boroughs and cities in Beaver County.

- *Beaver County lost 12% of its affordable housing stock, mostly through rising rents.* The number of rental units renting for less than \$500/month decreased by 1,703 while the number of units renting for \$700/month or higher increased by 763 units between 2000 and 2006.
- *The demand for affordable housing remains high, particularly among extremely low income households.* These households represent nearly three in four applicants on the waiting lists for public housing.
- *There is a lack of private rental units that are accessible to persons with disabilities.* In addition, HACB has identified the refusal of private landlords to rent to families with children as an impediment to fair housing choice in Beaver County.

The strategic plan must describe how the jurisdiction plans to provide new or improved availability, affordability, and sustainability of decent housing, a suitable living environment, and economic opportunity, principally for extremely low-, low-income, and moderate-income residents.

General Priority Needs Analysis and Strategies 91.215 (a)

19. In this narrative, describe the reasons for setting priorities for allocating investment among different activities and needs, as identified in tables* prescribed by HUD. 92.215(a)(1)

**If not using the CPMP Tool: Complete and submit Table 1A Homeless and Special Needs Population; Table 1B Special Needs (Non-Homeless) Populations; Table 2A Priority Housing Needs/Investment Plan Table; and Table 2B Priority Community Development Needs.*

**If using the CPMP Tool: Complete and submit the Needs Table file: Needs.xls*

For CDBG funds, the needs are determined from input from citizens, municipalities and agencies. The most significant indicator of needs is the type of activities requested by CDBG applications received each year. The Needs.xls table file is contained in the following tabs of this document:

- Housing Needs Table
- Housing Market Analysis
- Homeless Needs Tables
- Non-Homeless Special Needs Table
- Housing and Community Development Table

Describe the geographic areas of the jurisdiction (including areas of low income families and/or racial/minority concentration) in which assistance will be directed.

At the municipality level, several communities have higher rates of African-American residents than the County's overall rate of 6%. Together, the African-American residents in these eight municipalities represent 82% of all African-Americans in the County. The eight municipalities are:

- Aliquippa City—36%
- Ambridge Borough—11%
- Beaver Falls City—18%
- Bridgewater Borough—9%
- Midland Borough—21%
- New Brighton Borough—11%
- Rochester Borough—13%
- White Township—10%.

The location of these areas of concentrations illustrate that Beaver County is highly segregated. African-Americans live primarily in a few boroughs and cities

along the Ohio River and the Beaver River in the north central area of the County. Whites, in contrast, live throughout the County in all boroughs, cities and rural townships. An analysis of 1990 data revealed nearly identical segregation patterns. While total population has decreased over time, and the number of racial/ethnic minorities has increased, the overall patterns of racial segregation (specifically with African-Americans) have remained relatively constant.

HUD defines an area of racial or ethnic concentration as an area with a population of racial minority or ethnic residents of 10 percentage points or higher than the County's overall percentage. Concern over the situation of areas of concentrations of racial/ethnic minority residents generally arises when these same geographic areas are also noted to contain a disproportionately higher rate of low income persons, lower homeownership rates, and higher rates of unemployed or underemployed persons, among other issues.

In Beaver County, three municipalities were identified as areas of concentrations of African-American residents because the percentage of African-Americans was 10 percentage points (or more) higher than the County's overall rate of 6% (i.e. 16% or higher). These municipalities included Aliquippa City, Beaver Falls City and Midland Borough. These municipalities were also the same three areas of concentration of African-American residents in 1990. A closer look at the percentage of African-American residents at the census tract level within each of these municipalities revealed even higher rates of African-American residents. Together, the total number of African-American residents in Aliquippa, Beaver Falls and Midland represented 61% of all African-American residents in Beaver County in 2000.

Low and Moderate Income Persons

Areas of concentrations of low income persons are areas that are more than 10 percentage points higher than the percent of low income people in Beaver County as a whole. Based on 2000 Census data, 41% of Beaver County residents are low income so municipalities that have more than 51% of low-income residents are considered areas of low-income concentration. This coincides with the percentage that HUD has determined is required to qualify a CDBG project for a low-moderate income benefit. The municipalities in Beaver County with low income concentration of more than 51% are Aliquippa with 59%, Ambridge with 57%, Beaver Falls with 61%, Darlington with 56%, East Rochester with 57%, Eastvale with 60%, Frankfort Springs with 58%, Freedom with 54%, Midland with 61%, New Brighton with 61%, New Galilee with 63%, Pulaski with 61%, Rochester Borough with 53%, and South Heights Borough with 57%. These areas are given priority for CDBG funding and projects that benefit all the residents of the municipality are also given priority consideration.

As noted previously, there were five census tracts identified as areas of concentration of African-American residents. These same census tracts also contain a majority of low and moderate income persons (i.e. 50.1% or more). They include:

- Aliquippa City—census tracts 6043 and 6045
- Beaver Falls City—census tracts 6012 and 6013
- Midland Borough—census tract 6028.

LMI data is not available by racial/ethnic minority from HUD. These areas are also given priority consideration for funding.

20. If applicable, identify the census tracts for Neighborhood Revitalization Strategy Areas and/or any local targeted areas.

The City of Aliquippa continues to be a Neighborhood Revitalization Strategy Area. Its census tracts and block groups include: 6043 BG 1&2; 6044 BG 1; 6045 BG 1, 2, & 3; 6046 BG 1, 2, & 3; and 6047 BG 1. The City of Beaver Falls continues to be a Neighborhood Revitalization Strategy Area. Its census tracts and block groups include: 6011 BG 1, 2, & 3; 6012 BG 1, 2, & 3; 6013 BG 1, 2, & 3.

21. Describe the basis for allocating investments geographically within the jurisdiction (or within the EMSA for HOPWA) (91.215(a)(1)) and the basis for assigning the priority (including the relative priority, where required) given to each category of priority needs (91.215(a)(2)).

The areas with the highest concentrations of low income minorities are given the greatest consideration, followed by the areas with high concentrations of low income persons but not high minority concentrations. Low income areas within jurisdictions without a concentration of low income persons are given third priority. Projects that serve only low income people throughout the County are given serious consideration if the project helps meet a priority need. Projects that are in areas without a concentration of low income people are given the least consideration.

22. If appropriate, the jurisdiction should estimate the percentage of funds the jurisdiction plans to dedicate to Neighborhood Revitalization Strategy Areas and/or any local targeted areas.

It is estimated that at least \$750,000 will be dedicated over the 5 years covered by this plan to the Neighborhood Revitalization Strategy Areas.

23. Identify any obstacles to meeting underserved needs.

The greatest obstacle to meeting underserved needs is lack of adequate funding. In addition, obstacles identified include lack of resource availability and lack of education regarding housing or services available. Lack of income including jobs/employment and lack of transportation were also identified as obstacles to meeting underserved needs.

Specific Objectives 91.215 (a) (4)

24. Summarize priorities and specific objectives the jurisdiction intends to initiate and/or complete in accordance with the tables* prescribed by HUD. Outcomes must be categorized as providing either new or improved availability/accessibility, affordability, or sustainability of decent housing, a suitable living environment, and economic opportunity.

Goals and objectives to be carried out during the strategic plan period are indicated by placing a check in the following boxes.

<input type="checkbox"/>	Objective Category Decent Housing Which includes:	<input type="checkbox"/>	Objective Category: Expanded Economic Opportunities Which includes:	<input type="checkbox"/>	Objective Category: Expanded Economic Opportunities Which includes:
<input checked="" type="checkbox"/>	assisting homeless persons obtain affordable housing	<input checked="" type="checkbox"/>	improving the safety and livability of neighborhoods	<input type="checkbox"/>	job creation and retention
<input checked="" type="checkbox"/>	assisting persons at risk of becoming homeless	<input checked="" type="checkbox"/>	eliminating blighting influences and the deterioration of property and facilities	<input checked="" type="checkbox"/>	establishment, stabilization and expansion of small business (including micro-businesses)
<input type="checkbox"/>	retaining the affordable housing stock	<input checked="" type="checkbox"/>	increasing the access to quality public and private facilities	<input checked="" type="checkbox"/>	the provision of public services concerned with employment
<input type="checkbox"/>	increasing the availability of affordable permanent housing in standard condition to low-income and moderate-income families, particularly to members of disadvantaged minorities without discrimination on the basis of race, color, religion, sex, national origin, familial status, or disability	<input type="checkbox"/>	reducing the isolation of income groups within areas through spatial deconcentration of housing opportunities for lower income persons and the revitalization of deteriorating neighborhoods	<input type="checkbox"/>	the provision of jobs to low-income persons living in areas affected by those programs and activities under programs covered by the plan.
<input checked="" type="checkbox"/>	increasing the supply of supportive housing which includes structural features and services to enable persons with special needs (including persons with HIV/AIDS) to live in dignity and independence	<input type="checkbox"/>	restoring and preserving properties of special historic, architectural, or aesthetic value	<input type="checkbox"/>	availability of mortgage financing for low income persons at reasonable rates using non-discriminatory lending practices
<input checked="" type="checkbox"/>	providing affordable housing that is accessible to job opportunities	<input type="checkbox"/>	conserving energy resources and use of renewable energy sources	<input type="checkbox"/>	access to capital and credit for development activities that promote the long-term economic social viability of the community.

Identify Specific Objectives and Proposed Outcomes by completing Table 1C or 2C - Summary of Specific Objectives

Please refer to the *Outcomes/Objectives* tab of this document.

HOUSING

Priority Housing Needs

91.215 (b)

25. Describe the relationship between the allocation priorities and the extent of need given to each category specified in the Housing Needs Table (Table 2A or Needs.xls). These categories correspond with special tabulations of U.S.

census data provided by HUD for the preparation of the Consolidated Plan.

The allocation of priority needs is determined by both the highest percentage of need and the greatest numbers of persons in need as shown in the Housing Needs Table tab of this document. In addition, with regard to HOME activities, the applications received each year are a significant factor in determining which priority needs are addressed.

26. Provide an analysis of how the characteristics of the housing market and the severity of housing problems and needs of each category of residents provided the basis for determining the relative priority of each priority housing need category, particularly among extremely low-income, low-income, and moderate-income households.

Note: Family and income types may be grouped in the case of closely related categories of residents where the analysis would apply to more than one family or income type.

Cost burden is by far the biggest problem for all low income and housing types, even large. Market analysis showed that a single minimum wage earner would have to work 1.9 jobs in order to afford the Fair Market Rent for a two-bedroom apartment in Beaver County. Based on the estimated average wage for a renter in Beaver County, a single wage earner would have to work 1.3 average renter wage jobs in order to afford a two bedroom apartment. Programs addressing the cost burden of income groups will be given priority, with the groups with less than 30% MFI, given top priority, groups with more than 30% to 50% MFI receiving second priority and groups from with more than 50% to 80% MFI receiving third priority. Both owners and renters will be served in this priority.

The significant racial disproportion is in the amount of cost burden for African American renter households with less than 30% MFI. According to the Housing Market Analysis, the specific municipalities with a HUD defined concentration of African Americans are Aliquippa, Beaver Falls and Midland. Activities aimed at reducing cost burden and serving African American renter households with less than 30% MFI will be given higher priority, especially if located in one of these municipalities.

27. Identify any obstacles to meeting underserved needs.

The greatest obstacle to meeting underserved needs is funding. The total amount of HOME funds received that the County is able to devote to rehabilitation or rental assistance activities is approximately \$720,000 per year. If the rehabilitation takes the maximum subsidy allowed under the HOME program or \$142,252 per unit, only 5 units could be rehabbed each year.

Specific Objectives/Affordable Housing 91.215 (b)

Note: Specific affordable housing objectives must specify the number of extremely low-

income, low-income, and moderate-income households to whom the jurisdiction will provide affordable housing as defined in 24 CFR 92.252 for rental housing and 24 CFR 92.254 for homeownership. (24 CFR 91.215(b)(2))

28. Identify each specific housing objective by number (DH-1, DH-2, DH-2), proposed accomplishments and outcomes the jurisdiction hopes to achieve in quantitative terms over a specified time period, or in other measurable terms as identified and defined by the jurisdiction.

Complete and submit Table 1C Summary of Specific Objectives or, if using the CPMP Tool, the Summaries.xls file.

See the *Outcomes/Objectives* tab for the specific affordable housing objectives.

29. Describe how Federal, State, and local public and private sector resources that are reasonably expected to be available will be used to address identified needs for the period covered by the strategic plan.

All resources including CDBG, HOME, ESG and Act 137 funding will be utilized to fund projects that help meet the specific objectives included in the *Outcomes/Objectives* tab of this document. These objectives are designed to address the needs identified in the strategic plan. The specific accomplishments of each project funded will help Beaver County address the identified needs in the strategic plan.

30. Indicate how the characteristics of the housing market will influence the use of funds made available for rental assistance, production of new units, rehabilitation of old units, or acquisition of existing units.

The Housing Market Analysis showed that while the total number of housing units in Beaver County rose slightly, there was also a decrease in population but the increase in housing vacancies rose dramatically. Slightly less population is living in many fewer houses which may be indicative of the high elderly one or two person households are being replaced by families or other non-related households with more than one or two members. The County rate of homeownership dropped by 761 households which is only 1.4% less than in 2000. This number is low when compared with the 5% drop in population over the same time. Most of the County's housing stock, especially in low income areas, is more than 50 years old. Given the plethora of vacant housing and the age of that housing, priority will be given to rehabilitation activities that benefit low income households over new construction.

If the jurisdiction intends to use HOME funds for tenant-based rental assistance, specify local market conditions that led to the choice of that option.

HOME funds will continue to be used for tenant-based rental assistance (TBRA). Because reduction of cost burden is the greatest need for all low

income renters, TBRA is a direct reduction in cost burden for low-income residents and will continued to be used for this purpose.

Public Housing Strategy

91.215 (c)

31. Describe the public housing agency's strategy to serve the needs of extremely low-income, low-income, and moderate-income families residing in the jurisdiction served by the public housing agency (including families on the public housing and section 8 tenant-based waiting list).

See Housing Authority Capital Fund tab for more information.

32. Describe the public housing agency's strategy for addressing the revitalization and restoration needs of public housing projects within the jurisdiction and improving the management and operation of such public housing.

See Housing Authority Capital Fund tab for more information.

33. Describe the public housing agency's strategy for improving the living environment of extremely low-income, low-income, and moderate families residing in public housing.

See Housing Authority Capital Fund tab for more information.

34. Describe the manner in which the plan of the jurisdiction will help address the needs of public housing and activities it will undertake to encourage public housing residents to become more involved in management and participate in homeownership. (NAHA Sec. 105 (b)(11) and (91.215 (k))

The HACB maintains a resident advisory board on which a representative of each development sits. This board makes policy recommendations to the HACB for ways to improve public housing. In addition the board reviews the HACB's goals and projects and gives input during the planning process. See Housing Authority Capital Fund Tag for more information.

35. If the public housing agency is designated as "troubled" by HUD or otherwise is performing poorly, the jurisdiction shall describe the manner in which it will provide financial or other assistance in improving its operations to remove such designation. (NAHA Sec. 105 (g))

The HACB is not "troubled" therefore this section does not apply.

HOMELESS

Priority Homeless Needs

*Refer to the Homeless Needs Table 1A or the CPMP Tool's Needs.xls workbook

36. Describe the jurisdiction's choice of priority needs and allocation priorities, based on reliable data meeting HUD standards and reflecting the required consultation with homeless assistance providers, homeless persons, and other concerned citizens regarding the needs of homeless families with children and individuals.

Homeless assistance providers and members of the HHCCB were asked to fill in a survey to give input on what are the highest priority unmet needs of homeless people in Beaver County. Homeless persons who are members of the HHCCB were also asked the survey questions. Citizens were asked to rank a variety of homeless housing and service types low, medium or high. The surveys were designed to solicit information about individual as well as families with children.

In addition, data from the point in time survey was used and the characteristics of the people who were homeless or at risk of becoming homeless were looked at.

37. Provide an analysis of how the needs of each category of residents (listed in question #38) provided the basis for determining the relative priority of each priority homeless need category.

The priorities were assigned based on the number of times that the agency and HHCCB member respondents listed the need as well as the ranking that they gave to each need. The second consideration was the importance of services and housing needed to prevent those at most risk of being homeless from becoming homeless. Finally, the point in time survey was used to determine the actual number of beds needed and survey questions about waiting lists help to determine the need for actual units.

38. Provide a brief narrative addressing gaps in services and housing for the sheltered and unsheltered chronic homeless.

A community should give a high priority to chronically homeless persons, where the jurisdiction identifies sheltered and unsheltered chronic homeless persons in its Homeless Needs Table - Homeless Populations and Subpopulations.

The gaps in housing continue to be in emergency shelters, transitional housing and permanent supportive housing for individuals, especially for the hard to place special needs populations. The gaps in housing for families are for emergency shelters and permanent supportive housing. All of the housing programs provide supportive services to help break the cycle of homeless, however, having more intensive community centered casework services was identified as a need and obtaining income, usually through employment, was identified as another service area need. Finally, transportation was an important service need.

The Beaver County Housing and Homeless and its Continuum of Care Committee continues to be the lead agency in identifying and strategizing to address the gaps in housing and services to the homeless. See the *Continuum of Care* tab for more information.

Homeless Strategy 91.215 (d)

Homelessness

Describe the jurisdiction's strategy for developing a system to address homelessness and the priority needs of homeless persons and families (including the subpopulations identified in the needs section). The jurisdiction's strategy must consider the housing and supportive services needed in each stage of the process which includes preventing homelessness, outreach/assessment, emergency shelters and services, transitional housing, and helping homeless persons (especially any persons that are chronically homeless) make the transition to permanent housing and independent living.

Beaver County will continue to provide services to homeless persons and families (including the subpopulations identified in the needs section) at each stage of the process. These services begin with prevention services including financial assistance to prevent utility shut offs and evictions. Outreach and referral operates to both prevent homelessness and move the homeless into housing and programs that will help them move out of homelessness. Although housing for homeless at each stage exists, more is needed to help specific subpopulations. All current housing programs for the homeless have a supportive services component. The strategy is to continue to develop more housing for individuals, especially for specific groups that cannot be placed in the housing programs currently operating. In addition, more individual shelters as well as shelters for families will be explored utilizing the successful models already in operation in Beaver County. Finally, the model of community/team-based case management will be explored for its ability to assist the homeless subpopulations move out of homelessness. Please refer to the *Continuum of Care* tab of this document for more information.

Describe the jurisdiction's strategy for helping extremely low- and low-income individuals and families who are at imminent risk of becoming homeless.

The extensive housing/supportive service model will continue to be used which includes locating appropriate housing, assisting them in obtaining the budgeting and life skills necessary to move out of homelessness, assistance with managing a disability if they have one, assisting them to obtain more financial resources through employment and/or available social programs and rental assistance. Please refer to the *Continuum of Care* tab of this document for more information.

Chronic Homelessness

39. Describe the jurisdiction's strategy for eliminating chronic homelessness. This should include the strategy for helping homeless persons make the transition to permanent housing and independent living. This strategy should, to the maximum extent feasible, be coordinated with the strategy presented in Exhibit 1 of the Continuum of Care (CoC) application and any other strategy or plan to eliminate chronic homelessness.

Please refer to the *Continuum of Care* tab of this document.

40. Describe the efforts to increase coordination between housing providers, health, and service agencies in addressing the needs of persons that are chronically homeless.(91.215(I))

Please refer to the *Continuum of Care* tab of this document for information.

Homelessness Prevention

Describe the jurisdiction's strategy to help prevent homelessness for individuals and families with children who are at imminent risk of becoming homeless.

The extensive housing/supportive service model will continue to be used which includes locating appropriate housing, assisting them in obtaining the budgeting and life skills necessary to move out of homelessness, assistance with managing a disability if they have one, assisting them to obtain more financial resources through employment and/or available social programs and rental assistance. Please refer to the *Continuum of Care* tab of this document for more information.

Institutional Structure

Briefly describe the institutional structure, including private industry, non-profit organizations, and public institutions, through which the jurisdiction will carry out its homelessness strategy.

Please refer to the *Continuum of Care* tab of this document for more information.

Discharge Coordination Policy

Every jurisdiction receiving McKinney-Vento Homeless Assistance Act Emergency Shelter Grant (ESG), Supportive Housing, Shelter Plus Care, or Section 8 SRO Program funds must develop and implement a Discharge Coordination Policy, to the maximum extent practicable. Such a policy should include "policies and

protocols for the discharge of persons from publicly funded institutions or systems of care (such as health care facilities, foster care or other youth facilities, or correction programs and institutions) in order to prevent such discharge from immediately resulting in homelessness for such persons." The jurisdiction should describe its planned activities to implement a cohesive, community-wide Discharge Coordination Policy, and how the community will move toward such a policy.

Please refer to the *Continuum of Care* tab of this document for information.

Specific Objectives/Homeless (91.215)

41. Identify specific objectives that the jurisdiction intends to initiate and/or complete in accordance with the tables* prescribed by HUD, and how Federal, State, and local public and private sector resources that are reasonably expected to be available will be used to address identified needs for the period covered by the strategic plan. For each specific objective, identify proposed accomplishments and outcomes the jurisdiction hopes to achieve in quantitative terms over a specified time period (one, two, three or more years) or in other measurable terms as defined by the jurisdiction.

Complete and submit Table 1C Summary of Specific Objectives or, if using the CPMP Tool, the Summaries.xls worksheets.

Please refer to the *Outcomes/Objectives* tab of this document for specific objectives. The specific homeless objective is to **Increase the Availability/Accessibility of Decent Housing by increasing the Number of Persons Moving from Homelessness to Permanent Housing by Providing Housing and Supportive Services.**

NON-HOMELESS SPECIAL NEEDS

*Refer to Table 1B Non-Homeless Special Needs or the CPMP Tool's Needs.xls workbook

Priority Non-Homeless Needs 91.215 (e)

42. Identify the priority housing and supportive service needs of persons who are not homeless but may or may not require supportive housing, i.e., elderly, frail elderly, persons with disabilities (mental, physical, developmental, persons with HIV/AIDS and their families), persons with alcohol or other drug addiction by using the Non-homeless Special Needs Table.

Priority needs for elderly and frail elderly are affordable housing, housing rehabilitation and support services for elderly households. It appears that the Beaver County Office on Aging will be increasing support services for elderly households, including the frail elderly, as well as expanding programs for housing rehabilitation. CDP will continue to support the development of elderly affordable housing. In addition, it will track the number of elderly that are assisted through the Home Improvement Program and Emergency Home

Improvement Program. In addition, should funding become available, a program to make housing accessible for frail elderly will once again be explored.

The priority housing need for persons with physical disabilities is to continue to make their current housing accessible. Should funding become available, a program to make housing accessible for people with disabilities will once again be explored. In addition, HACB continues to follow create the requisite number of UFAS units to comply with HUD requirements. Finally, the County will follow the HUD requirements for 5% of new home funded-projects will be handicapped accessible and 2% will be for people with visual or hearing disabilities.

The priority housing need for persons with mental health disabilities continues to be efficiency or 1 bedroom apartments with supportive services. This will continue to be met by utilizing the Section 811 program from HUD. HOME funds may also be utilized. Projects for specific sub-populations including but not limited to as youth, elderly and dual-diagnosed groups will also be supported.

Priority need for persons with developmental disabilities is housing with supportive services. The County will continue to look to the Section 811 program to meet this need.

Priority housing need for persons with HIV/AIDS and their families is to integrate them into the housing in the community that best suits their individual needs. Should funding become available an expanded program to provide medical, dental, eye care and transportation will be explored.

The priority housing need for persons with alcohol or other drug addiction continues to be efficiency or 1 bedroom apartments with supportive services. This will continue to be met by utilizing the Section 811 program from HUD. Should additional funds become available additional housing will be created. In addition, projects for persons with alcohol or other drug addiction and mental health disabilities will also be supported.

The priority housing need for victims of domestic violence continues to be decent affordable housing for low income people. This will be met by increased affordable housing for all low income individuals and families.

The priority housing need of public housing residents is one bedroom units for persons under age 62. This need will be met by the HACB continuing development of housing units. Once their maximum number of allowable units is reached, this need will have to be addressed through private development of affordable housing. The County will continue to utilize HOME funds and continue to support the application for LIHTC as well as other funds to meet this need.

The priority housing need for low income residents is the reduction of cost burden, which can be addressed by either decreasing the amount they have to pay in housing costs or increasing their income. The County will continue to address this need through supporting the development of low income housing and supporting programs that focus on small business development. As long as funding is available, the Work Ready program will continue to assist low income persons to train for and be placed in jobs.

The priority need for youth continues to be afterschool programs and crime prevention programs. Programs that actively engage youth during the times they are out of school help to prevent crime. The County will continue to fund projects of this nature.

For more information please refer to the *Non-Homeless Special Needs* tab of this document.

43. Describe the basis for assigning the priority given to each category of priority needs.

The Housing Market Analysis revealed that an individual whose sole source of income is Supplemental Security Income (SSI) could afford \$202 in monthly rent while the Fair Market Rent for a one-bedroom apartment in Beaver County is \$610. Priority for each category was based on the results of the agency surveys, the citizen survey results, the plan of the County agency serving that specific population and the inventory of existing facilities and services.

44. Identify any obstacles to meeting underserved needs.

Obstacles include the lack of funding, lack of transportation, lack of ability to hold employment, lack of education or knowledge about the disability, lack of childcare.

45. To the extent information is available, describe the facilities and services that assist persons who are not homeless but require supportive housing, and programs for ensuring that persons returning from mental and physical health institutions receive appropriate supportive housing.

Persons returning from mental health institutions: These people are followed by the Beaver County Behavior Health case manager who assists in help the person find appropriate housing and services.

Persons returning from physical health institutions: Generally, it is the policy for physical health institutions in Beaver County to not discharge people who require assistance with physical health concerns unless they are able to live independently. Through the discharge planning process, referrals are made to the appropriate level of care for the patient. For elderly patients who require assistance, the BCOA has a Nursing Home Transition program which

assists persons coming out of nursing homes to move to a home setting of their choice. The BCOA reviews the housing choices with the client, assists them through the process of moving back home or to another, more appropriate setting, and contracts with agencies to provide in home services, if needed. It is anticipated that this program will continue to grow in the future.

46. If the jurisdiction plans to use HOME or other tenant based rental assistance to assist one or more of these subpopulations, it must justify the need for such assistance in the plan.

No HOME or other tenant based rental assistance is planned to be utilized for any of these subpopulations.

Specific Special Needs Objectives

91.215 (e)

47. Identify each specific objective developed to address a priority need by number and contain proposed accomplishments and outcomes the jurisdiction expects to achieve in quantitative terms through related activities over a specified time period (i.e. one, two, three or more years), or in other measurable terms as identified and defined by the jurisdiction.

The jurisdiction may satisfy this requirement by using Table 1C or, if using the CPMP Tool, the Projects.xls worksheets

Please refer to the *Outcomes/Objectives* tab of this document.

48. Describe how Federal, State, and local public and private sector resources that are reasonably expected to be available will be used to address identified needs for the period covered by the strategic plan.

Federal resources including CDBG funds and possibly HOME funds will be utilized by the County to provide housing and services for these populations. In addition, other HUD funds provided directly to developers through the Section 811 and 202 programs will help provide additional housing for these populations. State funding, through the Home Modification Program will assist in helping low income disabled homeowners by making crucial modifications to accommodate their disabilities. Local public resources include the various County agencies whose missions are to assist people with disabilities. These agencies include the BCOA, Mental Health/Mental Retardation (including the Health Choices department, the Drug and Alcohol department and the Base Service Unit) and Beaver County Children and Youth Services. Private sector resources consist of the various agencies that carry out housing and services for these populations that obtain funding from other federal, state, local and private sources.

COMMUNITY DEVELOPMENT

Priority Community Development Needs 91.215 (f)

*Refers to Table 2B or to the Community Development Table in the Needs.xls workbook

49. Identify the jurisdiction's priority non-housing community development needs eligible for assistance by CDBG eligibility category specified in the Community Development Needs Table* – i.e., public facilities, public improvements, public services and economic development.

Please refer to the *Housing and Community Development* tab for this information.

50. Describe the basis for assigning the priority given to each category of priority needs provided on Table 2B or the Community Development Table in the CPMP Tool's Needs.xls worksheet.

These priorities were assigned based on the number of applications that the County received for CDBG funds for various types of projects defined by the Housing and Community Development Table over the past 5 years as well as the results.

51. Identify any obstacles to meeting underserved needs.

The greatest obstacle to meeting these needs is lack of funding.

Specific Community Development Objectives

52. Identify specific long-term and short-term community development objectives (including economic development activities that create jobs), developed in accordance with the statutory goals described in section 24 CFR 91.1 and the primary objective of the CDBG program to provide decent housing and a suitable living environment and expand economic opportunities, principally for low- and moderate-income persons.

Complete and submit Table 2C Summary of Specific Objectives or, if using the CPMP Tool, the Summaries.xls worksheets.

NOTE: Each specific objective developed to address a priority need, must be identified by number and contain proposed accomplishments, the time period (i.e., one, two, three, or more years), and annual program year numeric goals the jurisdiction hopes to achieve in quantitative terms, or in other measurable terms as identified and defined by the jurisdiction. 24 CFR 91.215(a)(4)

Please refer to the *Outcomes/Objectives* tab of this document for this information.

Community Development/Public Facilities Objectives

The County will both increase the availability/accessibility of and help sustain a suitable living environment for low income persons by improving the quality or increasing the quantity of neighborhood/public facilities for lower income persons through:

- The construction or rehabilitation of handicapped centers (Matrix Code 03B)
- The construction or rehabilitation of youth centers (Matrix Code 03D)
- The construction or rehabilitation of neighborhood facilities (Matrix Code 03E)
- The construction or rehabilitation of parks, recreational facilities (Matrix Code 03E)
- Non residential historic preservation activities (Matrix Code 16B)
- Non-profit organizational capacity building (Matrix Code 19C)
- The removal of architectural barriers (Matrix Code 10)

Please refer to the *Outcomes/Objectives* tab of this document for additional information.

Community Development/Public Improvements Objectives

The County will both increase the availability/accessibility of and help sustain a suitable living environment for low income persons by improving the quality or increasing the quantity of public improvements for lower income persons through:

- General public improvements (Matrix Code 03)
- The construction or rehabilitation of parking facilities (Matrix Code 03G)
- Water/sewer improvements (Matrix Code 03J)
- Street improvements (Matrix Code 03K)
- Sidewalk improvements (Matrix Code 03L)
- Section 108 Loan payments (Matrix Code 19F)
- Clearance activities (Matrix Code 04)
- The removal of architectural barriers (Matrix Code 10)

Please refer to the *Outcomes/Objectives* tab of this document for additional information.

Community Development/Public Services Objectives

The County will both increase the availability/accessibility of and help sustain a suitable living environment for low income persons by improving the quality or increasing the quantity of public services for low income persons through:

- Providing general public services (Matrix Code 05)
- Senior Services (Matrix Code 05A)
- Youth Services (Matrix Code 05D)

- Health Services (Matrix Code 05M)

Please refer to the *Outcomes/Objectives* tab of this document for additional information.

Community Development/Economic Development Objectives

The County will both improve the availability/accessibility of and help sustain economic opportunity for low income persons through:

- Employment Training (Matrix Code 05H)
- The rehabilitation of publicly or privately-owned commercial/industrial buildings (Matrix Code 14E)
- Micro-enterprise assistance (Matrix Code 18C)
- Non-profit organizational capacity building (Matrix Code 19C)

Please refer to the *Outcomes/Objectives* tab of this document for this information.

Other Objectives

The County will provide studies through planning activities (Matrix Code 20) and promote fair housing through conducting fair housing activities (Matrix Code 21D). Please refer to the *Outcomes/Objectives* tab of this document for additional information.

Neighborhood Revitalization Strategy Areas 91.215(g)

53. If the jurisdiction has one or more approved Neighborhood Revitalization Strategy Areas, the jurisdiction must provide, with the submission of a new Consolidated Plan, either: the prior HUD-approved strategy, or strategies, with a statement that there has been no change in the strategy (in which case, HUD approval for the existing strategy is not needed a second time) or submit a new or amended neighborhood revitalization strategy, or strategies, (for which separate HUD approval would be required).

Aliquippa and Beaver Falls continue to be Neighborhood Revitalization Strategy Areas and there has been no change in either strategy.

Barriers to Affordable Housing 91.215 (h)

54. Describe the strategy to remove or ameliorate negative effects of public policies that serve as barriers to affordable housing, except that, if a State requires a unit of general local government to submit a regulatory barrier assessment that is substantially equivalent to the information required under this part, as determined by HUD, the unit of general local government may submit that assessment to HUD and it shall be considered to have complied with this requirement.

Please refer to the *Barriers to Affordable Housing* tab of this document.

Lead-based Paint 91.215 (i)

55. Describe the jurisdiction's plan to evaluate and reduce lead-based paint hazards and describe how lead based paint hazards will be integrated into housing policies and programs, and how the plan for the reduction of lead-based hazards is related to the extent of lead poisoning and hazards.

The County Children and Youth Service agency has not had a referral because of lead based paint in a number of years. Beaver County will continue to implement the federal lead-based paint regulations within its residential rehabilitation, homebuyer and rental assistance programs. Through these programs, the number of housing units containing lead-based paint will decrease, thereby increasing the inventory of lead-safe housing available to low/moderate-income families throughout the County. In 1994, the HACB completed lead-based paint hazard testing of all of its family public housing units and found no evidence of lead-based paint hazards.

Beaver County will continue to notify the public of the hazards of lead paint and to encourage corrective actions such as the replacement of windows and trim, painting or covering damaged surfaces, etc. Each property is evaluated on a case-by-case basis to determine the level of action required. The HACB administers the Lead Based Paint Abatement Program. This includes qualification of households, inspection and abatement of lead-based paint in the projects, procurement of third-party service contractors, implementation of the bidding process, awarding of contracts, monitoring and financial management and record keeping. The HACB reviews each property, notifies residents and takes corrective actions as appropriate to eliminate the hazards of lead paint in accordance with the regulations at 24 CFR Part 35.

In all projects that involve substantial rehabilitation of multi-family housing and are not funded through the HACB, the developer is responsible by contract to abide by 24 CFR Part 35 and provide documentation of compliance to the Community Development Program of Beaver County.

Antipoverty Strategy 91.215 (j)

56. Describe the jurisdiction's goals, programs, and policies for reducing the number of poverty level families (as defined by the Office of Management and Budget and revised annually)

To the extent that funding is available, Beaver County will support programs that reduce the level of poverty. Beaver County will work with state and federal agencies to obtain grants for programs that reduce the poverty rate and assist with economic development.

57. Identify the extent to which this strategy will reduce (or assist in reducing) the number of poverty level families, taking into consideration factors over which the jurisdiction has control.

The County through the Community Services Block Grant Program (CSBG) administers an anti-poverty program with approximately \$400,000 annually. Program elements include: employment, youth programs, crisis prevention, outreach and referral, legal services, domestic violence prevention, respite services, home ownership and consumer services. The County also administers state funding for the Work Ready program which is a welfare to work job training and placement program for people who are receiving or had been receiving public assistance. Finally, the County receives state funding for the Homeless Assistance Program which helps fund programs for case management, bridge housing, emergency shelter and assistance for rent and utilities.

Institutional Structure 91.215 (k)

58. Provide a concise summary of the institutional structure through which the jurisdiction will carry out its consolidated plan, including private industry, non-profit organizations, community and faith-based organizations, and public institutions.

The participation of a number of public and private entities is required to implement Beaver County's FY 2010-FY2014 Consolidated Plan. The following is a description of organizations that will play leading roles:

Public Institutions

Community Development Program of Beaver County (CDP)

CDP will act as a clearinghouse and facilitator for many of the activities described in the five year plan. As the local unit of government the County is empowered to apply for and administer grants. Support from the County, expressed as a certification of consistency with the consolidated plan, may be all that is required for some activities. Other activities will involve the more direct participation of the County for funding, or in convening meetings of various agencies to iron out differences or strategies on how to seize opportunities.

Housing Authority of the County of Beaver (HACB)

HACB administers the public housing and Section 8 Rental Assistance programs in the County. The Housing Authority will continue its efforts to modernize the public housing units so as to provide decent, affordable housing in the County. HACB, as a Subrecipient, also administers the County Home Improvement and weatherization program. CDP has developed a strong working relationship with HACB.

Redevelopment Authority of Beaver County (RABC)

RABC will assist in affordable housing and community development initiatives throughout the County in its respective capacity as purchaser of land and/or properties.

Community Services Program (CSP)

CSP administers the CSBG, HAP and Work Ready programs. The primary objective of these programs is to eliminate poverty and promote self-sufficiency. The CSP is the County's official Community Action Agency.

Non-Profit Organizations

Non-Profit Housing developers including Community Based Development Organizations (CHDOs). The Women's Center, Supportive Services, Inc., Harbor Point Housing, Housing Opportunities, Inc., Habitat for Humanity, and the Beaver County Community Housing Development Organization will play a role in the implementation of consolidated plan initiatives. Through the construction of new housing and/or conversion/rehabilitation of existing buildings these non-profit organizations can access financing sources such as low income housing tax credits (LIHTC), Pennsylvania Housing Finance Agency (PHFA), and project-based Section 8 rental certificates to subsidize rental housing for very low-income households and special needs populations.

Beaver County Corporation for Economic Development (BCCED)

BCCED will continue to actively pursue new commercial and industrial development to bring jobs to the County.

Starting Gate and Beaver County Job Training.

Starting Gate, a non-profit business development agency, will continue to provide job placement for people with disabilities and technical assistance to micro-enterprises. Beaver County Job Training will continue to provide micro-enterprise technical assistance.

Social service agencies

CDP is linked with the county social service agencies through the Beaver County Collaborative Action Network (BCCAN) and the Beaver County Housing and Homeless Coalition. The agencies that comprise both organizations are the link between the provision of affordable housing and needed services and the population it is intended to serve. The agencies work directly with low-income, special needs and homeless populations. Although some of these agencies do not directly provide housing, they can direct housing efforts where needed and are integral in the planning of housing and support services for target populations.

Emergency Shelters will continue to provide shelter for the homeless with support services to move homeless people toward self-sufficiency.

Supportive and transitional housing, provided by several of the non-profit housing developers listed above, will continue to give families and individuals the opportunity to develop skills needed to live independently.

Local Revitalization Organizations (LROs) are charged with central business district planning and development in Beaver County's traditional downtowns. CDP will continue to work closely with the in rehabilitation efforts of the most urbanized areas of the County.

Beaver County Rivertowns Partnership is a municipal representative group to provide input to CDP on streetscape projects. CDP will continue to work closely with this group not only on streetscape projects but also on housing and other economic development efforts within the urban most urbanized municipalities of the County.

Private Industry

Private developers, like their non-profit counterparts, will play a significant role in implementing the five year strategy. Through constructing new housing or rehabilitation of buildings into new units, private developers have the ability to attract a variety of sources of financing that is necessary implement the plan.

Organizational Relationship between the County and the HACB

HACB was incorporated under applicable state law and is governed by a board whose members are appointed by the Beaver County Board of Commissioners. All matters related to hiring, contracting, and procurement are the responsibility of the HACB operating according to HUD regulations and guidance.

The County and the HACB have maintained a good working relationship since the inception of of the authority, and the siting of unis or the application for additional Section 8 vouchers are accomplished through the implementation of regulations governing such action.

59. Provide an assessment of the strengths and gaps in the delivery system.

Through the collaborative efforts within Beaver County, including the Housing and Homeless Coalition and the Beaver County Collaborative Action Network (BCCAN) a solid structure has been established to address priority housing and community needs. As the County implements its five year consolidated plan, it will continue to look for and fill any gaps in its delivery system.

60. Describe efforts to enhance coordination with private industry, businesses, developers, and social service agencies, particularly with regard

to the development of the jurisdiction's economic development strategy.
(91.215(I))

The County will continue to work with the Beaver County Rivertowns Partnership for economic development in the most urbanized areas of the County. In addition, the County will continue to work with the Beaver County Corporation for Economic Development to administer the Riverfront Development Program which focuses on projects that make the communities along the Ohio River more attractive to residents and business. The County will continue to work with municipalities and developers where CDBG funding is required to assist in economic development. The County will also continue to work with private business owners through the Façade Improvement Program and through the business development approach carried out through the Beaver County's Main Street Network.

Coordination 91.215 (I)

61. Describe the efforts to enhance coordination between public and assisted housing providers and governmental health, mental health, and service agencies.

As members of the HHCBC and the Beaver County Collaborative Action Network (CAN), the County meets regularly with public and assisted housing providers, governmental health, mental health, and service agencies to discuss and enhance coordination of housing and services in Beaver County. HHCBC members work together to continually enhance the housing delivery system in Beaver County. CAN works to foster collaboration among service providers to facilitate services for those in need.

62. Describe efforts in addressing the needs of persons that are chronically homeless with respect to the preparation of the homeless strategy.

Homeless assistance providers and members of the HHCCB were asked to fill in a survey to give input on what are the highest priority unmet needs of homeless people in Beaver County. Homeless persons who are members of the HHCCB were also asked the survey questions. Citizens were asked to rank a variety of homeless housing and service types low, medium or high. The surveys were designed to solicit information about individual as well as families with children.

In addition, data from the point in time survey was used and the characteristics of the people who were homeless or at risk of becoming homeless were looked at. Also, refer to the *Continuum of Care* tab of this document.

63. Describe the means of cooperation and coordination among the state and any units of general local government in the metropolitan area in the implementation of the plan.

Please refer to the *Agencies & Adjacent Consultations* tab of this document.

64. Describe efforts to enhance coordination with private industry, businesses, developers, and social service agencies, particularly with regard to the development of the jurisdiction's economic development strategy.

The County will continue to work with the Beaver County Rivertowns Partnership for economic development in the most urbanized areas of the County. In addition, the County will continue to work with the Beaver County Corporation for Economic Development to administer the Riverfront Development Program which focuses on projects that make the communities along the Ohio River more attractive to residents and business. The County will continue to work with municipalities and developers where CDBG funding is required to assist in economic development. The County will also continue to work with private business owners through the Façade Improvement Program and through the business development approach carried out through the Beaver County's Main Street Network.

65. Describe the jurisdiction's efforts to coordinate its housing strategy with local and regional transportation planning strategies to ensure to the extent practicable that residents of affordable housing have access to public transportation.

A representative of the Board of Beaver County Commissioners serves on the SPC which is the regional planning agency for transportation in Southwestern Pennsylvania. Information was obtained from the local public transportation agency for preparation of the Consolidated Plan.

Monitoring 91.230

66. Describe the standards and procedures the jurisdiction will use to monitor its housing and community development projects and ensure long-term compliance with program requirements and comprehensive planning requirements.

The Community Development Program of Beaver County will keep records on the progress toward meeting the consolidated plan goals and on the statutory and regulatory compliance of each activity. For each activity that is authorized under the National Affordable Housing Act, the CDP uses fiscal and management procedures that ensure program compliance, funds accountability and complete and accurate reporting to HUD. These programs are subject to the Single Audit Act. Similar procedures will be followed for non-CDBG funded projects. The County will continue to be proactive in reassigning program funds as they become available. Beaver County will utilize the performance measurement system developed by HUD including the objectives, outcomes, indicators and accomplishments developed by HUD to monitor the productivity of its program. Where the HUD system does not provide for a suitable outcome or objective, the County will develop new

measurements by gathering input from applicants, using staff and consultants to help develop the measurement tool, collecting the data and then evaluating and refining the tool. Subrecipient agreements are monitored yearly and managed on an ongoing basis. All projects constructed or rehabilitated with HOME funds are inspected yearly. Inspections of properties will be conducted.

To ensure that there is long-term compliance with housing codes for both the CDBG and HOME programs HUD's "Housing Quality Standards Checklist" (Form HUD-52580-A) is completed during each inspection. If the unit is found to be deficient, a copy of the report is sent to the developer with a cover letter giving the developer a reasonable time to correct the deficiency. To ensure the timeliness of expenditures, the Community Development Program conducts 6-month budget reviews of expenditures on projects, reviews monthly IDIS and other financial reports, and examines projections based on active projects. In addition, the project managers report on the progress of each project on a monthly basis.

Housing Opportunities for People with AIDS (HOPWA)

*Refers to the HOPWA Table in the Needs.xls workbook.

67. Describe the activities to be undertaken with HOPWA Program funds to address priority unmet housing needs for the eligible population. Activities will assist persons who are not homeless but require supportive housing, such as efforts to prevent low-income individuals and families from becoming homeless and may address the housing needs of persons who are homeless in order to help homeless persons make the transition to permanent housing and independent living.

Beaver County does not receive HOPWA funds therefore this section is not applicable.

68. Identify any obstacles to meeting underserved needs and summarize the priorities and specific objectives, describing how funds made available will be used to address identified needs.

Beaver County does not receive HOPWA funds therefore this section is not applicable.

The Plan must establish annual HOPWA output goals for the planned number of households to be assisted during the year in: (1) short-term rent, mortgage and utility payments to avoid homelessness; (2) rental assistance programs; and (3) in housing facilities, such as community residences and SRO dwellings, where funds are used to develop and/or operate these facilities. The plan can also describe the special features or needs being addressed, such as support for persons who are homeless or chronically homeless. These outputs are to be used in connection with an assessment of client outcomes for achieving housing stability, reduced risks of

homelessness and improved access to care.

Beaver County does not receive HOPWA funds therefore this section is not applicable.

For housing facility projects being developed, a target date for the completion of each development activity must be included and information on the continued use of these units for the eligible population based on their stewardship requirements (e.g. within the ten-year use periods for projects involving acquisition, new construction or substantial rehabilitation).

Beaver County does not receive HOPWA funds therefore this section is not applicable.

69. Provide an explanation of how the funds will be allocated including a description of the geographic area in which assistance will be directed and the rationale for these geographic allocations and priorities. Include the name of each project sponsor, the zip code for the primary area(s) of planned activities, amounts committed to that sponsor, and whether the sponsor is a faith-based and/or grassroots organization.

Beaver County does not receive HOPWA funds therefore this section is not applicable.

70. Describe the role of the lead jurisdiction in the eligible metropolitan statistical area (EMSA), involving (a) consultation to develop a metropolitan-wide strategy for addressing the needs of persons with HIV/AIDS and their families living throughout the EMSA with the other jurisdictions within the EMSA; (b) the standards and procedures to be used to monitor HOPWA Program activities in order to ensure compliance by project sponsors of the requirements of the program.

Beaver County does not receive HOPWA funds therefore this section is not applicable.

Specific HOPWA Objectives

71. Identify specific objectives that the jurisdiction intends to initiate and/or complete in accordance with the tables* prescribed by HUD. *Complete and submit Table 1C Summary of Specific Objectives or, if using the CPMP Tool, the Summaries.xls worksheets.*

Beaver County does not receive HOPWA funds therefore this section is not applicable.

72. Describe how Federal, State, and local public and private sector resources that are reasonably expected to be available will be used to address identified needs for the period covered by the strategic plan.

Beaver County does not receive HOPWA funds therefore this section is not applicable.

OTHER NARRATIVES AND ATTACHMENTS

73. Include any Strategic Plan information that was not covered by a narrative in any other section. If optional tables are not used, provide comparable information that is required by consolidated plan regulations.

All information is contained in the Narratives and attachments to the Plan

74. Section 108 Loan Guarantee

If the jurisdiction has an open Section 108 project, provide a summary of the project. The summary should include the Project Name, a short description of the project and the current status of the project, the amount of the Section 108 loan, whether you have an EDI or BEDI grant and the amount of this grant, the total amount of CDBG assistance provided for the project, the national objective(s) codes for the project, the Matrix Codes, if the activity is complete, if the national objective has been met, the most current number of beneficiaries (jobs created/retained, number of FTE jobs held by/made available to LMI persons, number of housing units assisted, number of units occupied by LMI households, etc.)

The current Section 108 loan project is comprised of funding for streetscapes in Ambridge, Midland and New Brighton. The amount of the loan is \$5,166,000. No EDI or BEDI grant was received. The amount of CDBG assistance was \$340,454. The national objective code is LMA and the Matrix Code is 03L. The Ambridge and New Brighton projects are complete. Midland is under construction and will be completed with funds from the Section 108 interest.

75. Regional Connections

Describe how the jurisdiction's strategic plan connects its actions to the larger strategies for the metropolitan region. Does the plan reference the plans of other agencies that have responsibilities for metropolitan transportation, economic development, and workforce investment?

The policies, priorities and plans of the SPC were consulted for the development of the Consolidated Plan. As a County with significant infrastructure, economic development, and workforce issues, the SPC assists the County in obtaining information and support in these areas.



Annual Action Plan FY 2010

The CPMP Annual Action Plan includes the SF 424 and Narrative Responses to Action Plan questions that CDBG, HOME, HOPWA, and ESG grantees must respond to each year in order to be compliant with the Consolidated Planning Regulations.

Narrative Responses

ACTION PLAN

Annual Action Plan includes the SF 424 and is due every year no less than 45 days prior to the start of the grantee's program year start date. HUD does not accept plans between August 15 and November 15.

Executive Summary 91.220(b)

1. The Executive Summary is required. Include the objectives and outcomes identified in the plan and an evaluation of past performance.

With the development of a new 5-year plan, Beaver County's priorities, goals and activities have not changed a great deal. The problem of cost burden was found to be, by far, the greatest housing issue in the County. During the next 5 years, the County will look to develop programs that directly address this issue, especially for the lowest income renters. In addition, the only racially disproportionate group was the lowest income renters who are African American. The County will also look to develop programs to assist this group cost burden. With regard to Community Development activities, the need for ADA accessibility has decreased from the last 5-year plan. The other Community Development goals and priorities remain the same. This annual action plan incorporates the HUD Performance Measurement System through the CPMP tool in helping Beaver County define its objectives and continue to meet its goals. During FY 2010, County will continue to utilize its CDBG Recovery fund allocation. The County will continue to work with community leaders, residents and developers to formulate plans to re-invest in our low-income, urban communities by establishing neighborhood food markets and/or supermarkets to improve access and availability to groceries and other staples. The creation of these stores will provide a significant number of jobs for the low-income residents of the area. Some of these projects will include acquisition, demolition and infrastructure improvements.

Regarding past performance, the new Narrative Format is being used beginning with this Annual Action Plan to help ensure that Beaver County is compliant with Consolidated Planning regulations. In addition, the Objectives sheets have been revised to better correspond to the objectives and priority needs categories listed on the CPMP Project sheets to which has allowed Beaver County to streamline its performance measurement while having more congruency within its Consolidated Plan.

The activities defined under the objectives of the prior 5-year plan will continue to be reported under the prior objective sheets while the new activities will be included in the objectives that are listed in the FY 2010-2014 Strategic Action Plan. Due to the fact that the most significant needs in the County require large amounts of funding to adequately address, the types of needs have not significantly changed from the prior 5-year Consolidated Plan. The Priority Needs now include: Homeless (including HIV/AIDS), Non-Homeless Special Needs, Rental Housing, Owner-Occupied Housing, Public Facilities, Infrastructure, Economic Development, Public Services and Planning/Administration. The Specific Objectives that will be used throughout this 5 year plan have changed and are listed below. Projects that are not funded through the Community Development Program will no longer be included in the specific objective sheets. The objective sheets will now better match the project sheets. All other projects that must be included in the Consolidated Plan (such as Section 8) will now be covered only in the narrative.

Following is the listing of objectives and outcomes that have been developed from the 5-year strategic plan and have been put into the Performance Measurement format. Please see project and objective sheets for specific proposed accomplishments and performance measures. The project numbers are listed after the objective/outcome number.

To increase or improve the Availability and/or Accessibility of Decent Housing for Low Income Persons (DH-1) HOME, Act 137, SHP

Beaver County plans to meet this objective and outcome through a First-Time Homebuyer Assistance program. FY 2010 HOME funds will be used by private developers and CHDOs to provide additional affordable rental opportunities. FY 2010 HOME funds may be used by CHDOs to provide additional affordable owner opportunities. In addition, the County will increase the number of persons moving from homelessness to permanent housing.

To increase the Affordability of Decent Housing for Low Income Persons (DH-2), HOME08

Home funds will continue to make decent housing affordable for low income persons through TBRA. In addition, the County will explore programs to reduce housing and cost burden for low income households.

To Sustain Decent Affordable Housing for Low Income Persons (DH-3)
CD105522, CD105500, CD105501

Beaver County plans to meet this objective and outcome through the Home Improvement, Emergency Home Improvement, Rodent Control Services and Fair Housing programs.

To increase or improve the Availability and/or Accessibility of Suitable Living Environments for Low Income Persons (SL-1) CD105509, CD105505, CD100502, CD103502, CD100102, CD100501, CD100700, CD100200, CD101900, CD103503, CD103600, CD104500, CD105510, CD105512, CD105504

This objective will be met through increasing the quantity of neighborhood facilities and public improvements for lower income persons. Projects will include renovations to Handicapped Centers, Neighborhood Facilities, Parks and Recreational Facilities, Water/Sewer Improvements, Non-Profit Organizational Capacity Building and Sidewalks

To increase the Affordability of Suitable Living Environments for Low Income Persons (SL-2) There are no objectives or outcomes identified under this goal.

To Sustain Suitable Living Environments for Low Income Persons(SL-3)

CD103504, CD100100, CD103501, CD100200, CD100500, CD102200, CD102700, CD103500, CD104700, CD105100, CD103700, CD105517, CD1000101, CD105518, CD100103

This objective will be met through increasing the quantity of neighborhood/public facilities and public improvements for lower income persons. Projects will include non-residential historic preservation, general public improvements, water/sewer improvements, street improvements, sidewalk improvements, clearance activities, and repayment of Section 108 loan.

To increase or improve the Availability and/or Accessibility of Economic Opportunities for Low Income Persons (EO-1) CD105508, CD105507, CD105511

Beaver County plans to meet this objective and outcome through the administration of an employment training program (OVR New Hire), and through micro-enterprise assistance.

To increase Affordability in Economic Opportunities for Low Income Persons (EO-2) There are no objectives or outcomes identified under this goal.

To Sustain Economic Opportunities for Low Income Persons (EO-3) CD105503, CD105515

Beaver County plans to meet this objective and outcome through the Façade Improvement Program which funds rehabilitation of publicly or privately owned Commercial/Industrial Buildings in low-mod-income and blighted areas, and through non-profit organizational capacity building by providing technical assistance to downtown revitalization organizations.

To benefit the citizens of Beaver County through planning activities and studies (O-1) CD105506, CD104400, CD104800

This will be met through the funding of studies.

To promote Fair Housing (O-2) CD105514

This will be met through the funding the fair housing program.

Citizen Participation 91.220(b)

2. Provide a summary of the citizen participation and consultation process (including efforts to broaden public participation in the development of the plan.

As part of the application process, a number of applicants provided their long range community development needs for inclusion in the plan. On April 27, 2010, notice of a public needs hearing was published. Two people attended the Public Needs Hearing on May 4, 2010. In order to broaden public participation, a memo with a copy of the public notice describing the proposed projects was sent to all applicants. The public notice announcing the second hearing, listing the proposed projects and notifying of public display of the Consolidated Plan was published on May 19, 2010. The second public hearing was held on June 4, 2010 and public comments were obtained at that time. The 2010 listing of projects and application for funding was passed by resolution of the Board of County Commissioners at a public meeting held on June 24, 2010. Please refer to *Citizen Participation in Current Plan* for additional information and supporting documentation. A listing of the planned projects was published in the Beaver County Times on May 19, 2010. This paper serves all of Beaver County including the areas of racial minority concentration as well as low income areas. Drafts of this proposed plan were placed on display at libraries in the localities or in close proximity to the areas of racial minority concentration and low income areas.

3. Provide a summary of citizen comments or views on the plan.

Comments were requested at both public hearings. Please refer to *Citizen Participation in Current Plan* for the hearing minutes and statement which include all comments made.

4. Provide a written explanation of comments not accepted and the reasons why these comments were not accepted.

All comments made or submitted were accepted.

Resources 91.220(c)(1) and (c)(2)

5. Identify the federal, state, and local resources (including program income) the jurisdiction expects to receive to address the needs identified in the plan. Federal resources should include Section 8 funds made available to the jurisdiction, Low-Income Housing Tax Credits, and competitive McKinney-Vento Homeless Assistance Act funds expected to be available to address priority needs and specific objectives identified in the strategic plan.

Please refer to *Funding Sources* Table included as for the list of federal, state, and local resources expected to be made available to address the needs identified in the plan. Also, refer to the *Objectives* sheets for information on the specific types of funding administered through the Community Development Program which will be used to address each identified need. Matching requirements for the HOME program will be satisfied by the use of Act 137 funds and developer matches where the developer brings eligible matching funds to a project. Matching requirements for the ESG program will be satisfied by each agency receiving the funds. Upon application for ESG funding, each agency must indicate the amount and source of its matching funds. See section #16, Homeless and Special Needs, of this Narrative for more information on ESG matching funds.

Explain how federal funds will leverage resources from private and non-federal public sources.

Funds will be obtained from the State for Anti-poverty Programs including CSBG and Work Ready, Homeless Assistance (HAP). Act 137 funds will be used to leverage HOME funding. Private business owners contribute at 30% or more of the project cost for the renovation of their commercial façades. See the funding sources tab for a listing of all leveraged funds.

Annual Objectives 91.220(c)(3)

***If not using the CPMP Tool:** Complete and submit Table 3A.

***If using the CPMP Tool:** Complete and submit the Summary of Specific Annual Objectives Worksheets or Summaries.xls

Goals and objectives to be carried out during the action plan period are indicated by placing a check in the following boxes.

<input checked="" type="checkbox"/>	Objective Category Decent Housing Which includes:	<input checked="" type="checkbox"/>	Objective Category: Expanded Economic Opportunities Which includes:	<input checked="" type="checkbox"/>	Objective Category: Expanded Economic Opportunities Which includes:
<input checked="" type="checkbox"/>	assisting homeless persons obtain affordable housing	<input checked="" type="checkbox"/>	improving the safety and livability of neighborhoods	<input type="checkbox"/>	job creation and retention
<input checked="" type="checkbox"/>	assisting persons at risk of becoming homeless	<input checked="" type="checkbox"/>	eliminating blighting influences and the deterioration of property and facilities	<input checked="" type="checkbox"/>	establishment, stabilization and expansion of small business (including micro-businesses)
<input checked="" type="checkbox"/>	retaining the affordable housing stock	<input checked="" type="checkbox"/>	increasing the access to quality public and private facilities	<input checked="" type="checkbox"/>	the provision of public services concerned with employment
<input checked="" type="checkbox"/>	increasing the availability of affordable permanent housing in standard condition to low-income and moderate-income families, particularly to members of disadvantaged minorities without discrimination on the basis of race, color, religion, sex, national origin, familial status, or disability	<input type="checkbox"/>	reducing the isolation of income groups within areas through spatial deconcentration of housing opportunities for lower income persons and the revitalization of deteriorating neighborhoods	<input type="checkbox"/>	the provision of jobs to low-income persons living in areas affected by those programs and activities under programs covered by the plan
<input type="checkbox"/>	increasing the supply of supportive housing which includes structural features and services to enable persons with special needs	<input checked="" type="checkbox"/>	restoring and preserving properties of special historic, architectural, or aesthetic value	<input type="checkbox"/>	availability of mortgage financing for low income persons at reasonable rates using non-discriminatory lending

	(including persons with HIV/AIDS) to live in dignity and independence				practices
<input type="checkbox"/>	providing affordable housing that is accessible to job opportunities	<input type="checkbox"/>	conserving energy resources and use of renewable energy sources	<input checked="" type="checkbox"/>	access to capital and credit for development activities that promote the long-term economic social viability of the community

6. Provide a summary of specific objectives that will be addressed during the program year.

Please refer to the summaries under the Executive Summary section of this Narrative and the *Outcomes/Objectives* tab of this document.

Description of Activities 91.220(d) and (e)

***If not using the CPMP Tool:** Complete and submit Table 3C

***If using the CPMP Tool:** Complete and submit the Projects Worksheets and the Summaries Table.

7. Provide a summary of the eligible programs or activities that will take place during the program year to address the priority needs and specific objectives identified in the strategic plan.

Describe the outcome measures for activities in accordance with Federal Register Notice dated March 7, 2006, i.e., general objective category (decent housing, suitable living environment, economic opportunity) and general outcome category (availability/accessibility, affordability, sustainability).

Please refer to the *Project List and Sheets* tab of this document, the summaries under the Executive Summary section of this Narrative and the *Outcomes/Objectives* tab of this document.

Geographic Distribution/Allocation Priorities 91.220(d) and (f)

8. Describe the geographic areas of the jurisdiction (including areas of low income families and/or racial/minority concentration) in which assistance will be directed during the next year. Where appropriate, the jurisdiction should estimate the percentage of funds the jurisdiction plans to dedicate to target areas.

Projects are planned in the following areas where low-mod income concentrations are over 51%: Beaver Falls, Midland, New Brighton, Aliquippa, Ambridge, East Rochester, and Freedom. In addition projects are planned for areas that have over 51% low-mod income populations as determined by survey. The areas with the highest racial minority concentration are: Aliquippa, Midland, and Beaver Falls. Refer to *Racial Min. & Low Income Concentrations* tab for a breakdown of CDBG funding to areas of low income and racial minority concentrations by project and census tract(s). All ESG and HOME funds are allocated to projects that benefit only low income persons.

9. Describe the reasons for the allocation priorities, the rationale for allocating investments geographically within the jurisdiction (or within the EMSA for HOPWA) during the next year, and identify any obstacles to addressing underserved needs:

The areas with the highest concentrations of low income minorities are given the greatest consideration, followed by the areas with high concentrations of low income persons but not high minority concentrations. Low income areas within jurisdictions without a concentration of low income persons are given third priority. Projects that serve only low income people throughout the County are given serious consideration if the project helps meet a priority need. Projects that are in areas without a concentration of low income people are given the least consideration.

The greatest obstacle to addressing underserved needs continues to be the lack of adequate funding.

Annual Affordable Housing Goals 91.220(g)

****If not using the CPMP Tool:*** Complete and submit Table 3B Annual Housing Completion Goals.

****If using the CPMP Tool:*** Complete and submit the Table 3B Annual Housing Completion Goals.

10. Describe the one-year goals for the number of homeless, non-homeless, and special-needs households to be provided affordable housing using funds made available to the jurisdiction and one-year goals for the number of households to be provided affordable housing through activities that provide rental assistance, production of new units, rehabilitation of existing units, or acquisition of existing units using funds made available to the jurisdiction. The term affordable housing shall be defined in 24 CFR 92.252 for rental housing and 24 CFR 92.254 for homeownership.

Homeless: No ESG funds will be used to meet affordable rental housing goals.

Non-homeless: 108 non-homeless households will be provided affordable housing through homebuyer assistance, teneant-based rental assistance (TBRA) and the rehabilitation of owner units through the Home Improvement Program and the Emergency Home Improvement Program .

Special needs households: 24 Special needs (elderly) households will be provided affordable housing through production of new rental units.

See Table 3B Annual Housing Comp. Goals tab of this document for more information

Public Housing 91.220(h)

11. Describe the manner in which the plan of the jurisdiction will help address the needs of public housing and activities it will undertake during the next year to encourage public housing residents to become more involved in management and participate in homeownership.

The Housing Authority of the County of Beaver (HACB) will continue to upgrade its public housing units. In addition, two units in Beaver Falls will continue to be offered for homeownership. The Transitions program will offer workshops and supportive services to public housing residents will continue, which assists residents through financial counseling, leadership training, ISA accounts, crime watch programs, family activities, education services, business plan development, and summer youth employment. Finally, three caseworkers will continue to be employed to coordinate the provision of supportive services for frail elderly residents. The HACB continues to include 26 residents on their Advisory Board. The HACB refers residents to a housing counselor who provides credit counseling and will help interested, qualifying residents to purchase homes.

The HACB will construct four additional accessible housing units and continue to provide supportive services to frail elderly residents.

12. If the public housing agency is designated as "troubled" by HUD or otherwise is performing poorly, the jurisdiction shall describe the manner in which it will provide financial or other assistance in improving its operations to remove such designation during the next year.

The HACB is not designated as "troubled" therefore this section does not apply.

Homeless and Special Needs 91.220(i)

13. Describe, briefly, the jurisdiction's plan for the investment and use of available resources and describe the specific planned action steps it will take over the next year aimed at eliminating chronic homelessness.

Beaver County's strategy for ending homelessness by 2012 is to provide appropriate housing opportunities coupled with strong supportive services to stabilize individuals and their families and assist them in achieving long-term permanent housing. The Long Term Mental Health Unit will continue to provide a temporary emergency shelter for single adults with mental illness. Once in the shelter, the individual is evaluated and a service plan is developed which includes housing placement in a transitional or permanent housing program with supportive services. The County Office of Veterans Affairs and the Vietnam Veterans Leadership Program continue to collaborate to provide a direct system linking veterans who often comprise a large percentage of the chronically homeless, to health care and other veteran resources as well as working directly with the consumer to resolve their specific issues. Harbor Point Housing Inc. will continue to provide permanent housing and supportive services for up to 15 chronically mentally ill single adults with Drug and Alcohol addictions through the Stone Harbour program. This program has been consistently at capacity since its inception in November 2001 and is seen as a national model.

The barriers to achieving the elimination of chronic homelessness continue to be the lack of funding for programs that address the increasing need of continuum of care services. Beaver County has programs in place which need more funding to expand services and assist more people. This issue continues to present problems for homeless individuals without mental illness who can be assisted with other services (such as Harbor Point Housing). In some instances, the County must send these chronically homeless individuals to locations outside the County for assistance. The Housing and Homeless Coalition of Beaver County recognizes the need within Beaver County for an emergency shelter for men, transitional housing for individuals and permanent housing for persons that are chronically homeless. The County, working in conjunction with the Housing and Homeless Coalition of Beaver County, will continue to encourage programs with strong supportive service components that address the special needs of this population including: criminal histories that severely limit their ability to secure public housing, poor credit histories that limit their ability to secure decent affordable housing, mental illness, and drug and alcohol abuse and workforce development so that people are able to secure employment. The County continues to collaborate with churches and agencies providing services to people coming from jail. The strong service component in the plan enables the program, starting with emergency shelter through transitional shelter, to enable people to find and successfully remain in permanent homes.

Through a 2009-2010 funded Supportive Housing Grant, Lenwood Housing program was funded at \$286,660 which will result in providing single-room occupancy beds for homeless individuals with mental health disabilities and houses for 2 chronically homeless families in which a member has a mental health disability. In addition, the TBRA Safety Net program was funded at \$183,000 to provide 11 vouchers to chronically homeless. These 11 vouchers must serve 9 people with severe mental illness, 2 people with drug or alcohol addiction, 1 veteran and 2 victims of domestic violence. Projects that were renewed under the Supportive Housing Grant include Beaver County Friendship Homes at \$183,193, Freedom Project at \$82,564, Melrose Place at \$175,561, HMIS at \$37,879, Stone Harbour at \$391,422 and the Young Consumer's Unit at \$164,430. These projects will continue to provide housing and supportive services to homeless individuals and families.

HMIS will continue to help the County more accurately count and better identify the needs of the chronically homeless as well as assist in connecting consumers to mainstream resources.

The following ESG agreements and matches will be provided with ESG 2009 funds:

- The Beaver County Community Housing Development Organization (BCCHDO) will receive \$35,000 for operation of the Help House shelter. This will be matched by \$11,000 raised through a golf outing.
- The Salvation Army will receive \$23,468 for supportive services and \$26,279 for operation of its Friendship Homes project. This will be matched \$20,381.00 in private donations and \$25,000 from its general fund.
- The Women's Center of Beaver County will receive \$28,000 for operation of its shelter. This will be matched with \$200,000 in funds from the Pennsylvania Coalition Against Domestic Violence.

- Supportive Services, Inc. will receive \$50,000 for operation of its shelter. This will be matched by the agency's general fund.

Specific agency allocations for FY 2010 Federal ESG funds have not yet been determined. Projects will be chosen so that no more than 30% of the total ESG grant will be used for essential service activities, no more than 30% of the total ESG grant will be used for homeless prevention activities and no more than 10% of the total ESG grant will be used for operational costs. The applicant agencies are made aware of the limits through the application process. In addition, as part of the evaluation process, projects are chosen in accordance with these requirements. Finally, the terms of each agreement specify what will be paid for in each project. Match funds for these ESG projects will be provided by the agencies that are allotted funds.

Beaver County did not receive state ESG funding for FY 2010.

The County received \$145,076 in state Homeless Assistance Program (HAP) funding which will be used as follows:

- Women's Center - \$22,000 for case management and \$14,000 for Bridge Housing
- Franklin Center - \$37,000 for rental assistance
- Salvation Army - \$2,700 for emergency shelter
- Harbor Point Housing - \$34,000 for case management
- Contact Beaver Valley - \$7,000 for case management
- BCCHDO - \$24,000 for case management and \$1,200 for emergency shelter

The County will use \$3,176 in HAP funding for administration/

The County hopes to serve at least 500 homeless or near homeless people with this funding.

14. Describe specific action steps to address the needs of persons that are not homeless identified in accordance with 91.215(e).

Using Section 202 funds, Westfield Towers will be completed which will provide 40 units of housing for elderly persons in Hopewell. HOME 08 and HOME 09 funds will be used for Friendship Commons for 24 units of housing for low-moderate elderly persons.

Using additional Section 811 funding, Passavant will complete renovation of 4 units in Chippewa and 7 units in Rochester for individuals with developmental disabilities. Passavant has also been awarded Section 811 funding for 6 units in Beaver and Monaca for individuals with developmental disabilities. Changing the World, Inc. applied for Section 811 funding for 9 units of permanent housing for people who are dual-diagnosed with mental illness and drug and/or alcohol addiction. Beaver County will also continue to encourage human service agencies to identify and address the supportive service needs of persons with disabilities. In addition, the HACB will continue its initiative to provide public housing to people who have both mental health disabilities and alcohol and/or drug addiction. The County will also highlight and promote its accessibility funds to landlords and potential developers.

Through the Beaver County Behavioral Health Housing Development program, the County will continue to administer \$800,000 of state Community Reinvestment funds to build 20 affordable rental units for mental health and/or mental retardation consumers. Some of these individuals are dual-diagnosed with alcohol or other addictions.

Beaver County will encourage human service organizations that serve persons with AIDS and related diseases to continue to identify and address the housing and supportive services needs of this population by endorsing applications for public and/or private funds to address these needs.

Needs of Victims of Domestic Violence – There are approximately 300 victims of domestic violence, dating violence, sexual assault and stalking that are in need of housing yearly. These victims (both women and men) are served by the Women's Center of Beaver County which provides shelter, transitional housing and supportive services for them. In addition, the Women's Center works closely with the Housing and Homeless Coalition of Beaver County to assist these victims find permanent housing.

15. Homelessness Prevention—Describe planned action steps over the next year to address the individual and families with children at imminent risk of becoming homeless.

Beaver County continues its support and coordination of the network of organizations that are committed to the prevention of homelessness by offering assistance in a number of ways. As part of the County's Continuum of Care process, as begun with the 10-Year Plan, the County plans to take the following action steps in 2010 to address the needs of individuals and families with children at imminent risk of becoming homeless:

- Continue to work to develop an emergency shelter for homeless men
- Educate local providers on the importance of having participants remain in permanent housing at least 7 months
- Monitor permanent housing providers on a quarterly basis when APR's are submitted to HUD to identify missed goals
- Utilize HMIS to track requests for emergency housing, supportive services and outcomes of program participants
- Educate local providers on the importance of having transitional housing participants move to permanent housing
- Monitor transitional housing providers quarterly when APR's are submitted to HUD to identify missed goals
- Assess transitional housing programs to determine if they should become permanent housing programs
- Include mandatory education or work readiness programs in program and individual goals
- Work to remove common barriers to employment (i.e. criminal records, GED completion, etc.)
- Utilize county resources to provide transportation to employment centers
- Continue to provide ongoing training to maximize utilization of HMIS by all Continuum of Care providers
- Institute peer support for HMIS
- Monitor, compile and distribute relevant HMIS data (at least quarterly) to increase effectiveness

With state HAP funding, the County will continue to fund the Homeless Helpline, run through Contact Beaver County, Inc. This program provides a toll-free number to reach a counselor who refers the caller to appropriate agencies and programs for assistance. HAP funds will also be used to fund Rental Assistance through the Voluntary Action Center. ESG and HAP funds will be used for operations of homeless shelters throughout Beaver County which serve families with children.

Through continued use of federal HPRP funds, case management, housing location services, rental assistance utility assistance, motel vouchers and legal assistance is provided to prevent homelessness. Through continued use of state HPRP funds budget counseling, legal services, crisis intervention and referral and outreach management will be provided to prevent homelessness.

Barriers to Affordable Housing 91.220(j)

16. Describe the actions that will take place during the next year to remove barriers to affordable housing.

See the *Barriers to Affordable Housing* Tab for information

Other Actions 91.220(k)

17. Describe the actions that will take place during the next year to address obstacles to meeting underserved needs, foster and maintain affordable housing, evaluate and reduce the number of housing units containing lead-based paint hazards, reduce the number of poverty-level families develop institutional structure, enhance coordination between public and private agencies (see 91.215(a), (b), (i), (j), (k), and (l)).

Address obstacles to meeting underserved needs: The primary obstacle to meeting underserved needs in Beaver County is the lack of available funds to establish or expand programs to address all of the identified affordable housing and supportive needs. Beaver County continues to work diligently to apply for available federal and state funds and to leverage additional funds through cooperation and collaboration with local agencies, businesses and nonprofit organizations. Please refer to *Funding Sources* tab for list of all funding sources.

Foster and maintain affordable housing: Beaver County will foster and maintain affordable housing through the housing activities described in the plan.

Evaluate and reduce the number of housing units containing lead-based paint hazards: Beaver County will continue to implement the federal lead-based paint regulations within its residential rehabilitation, homebuyer and rental assistance programs. Through these programs, the number of housing units containing lead-based paint will decrease, thereby increasing the inventory of lead-safe housing available to low/moderate-income families throughout the County. In 1994, the HACB completed lead-based paint hazard testing of all of its family public housing units and found no evidence of lead-based paint hazards.

Beaver County will continue to notify the public of the hazards of lead paint and to encourage corrective actions such as the replacement of windows and trim, painting or covering damaged surfaces, etc. Each property is evaluated on a case-by-case basis to determine the level of action required. The HACB administers the Lead Based Paint Abatement Program. This includes qualification of households, inspection and abatement of lead-based paint in the projects, procurement of third-party service contractors, implementation of the bidding process, awarding of contracts, monitoring and financial management and record keeping. The HACB reviews each property, notifies residents and takes corrective actions as appropriate to eliminate the hazards of lead paint in accordance with the regulations at 24 CFR Part 35.

In all projects that involve substantial rehabilitation of multi-family housing and are not funded through the HACB, the developer is responsible by contract to abide by 24 CFR Part 35 and provide documentation of compliance to the Community Development Program of Beaver County.

Reduce the number of poverty-level families:

The County, through the CSBG Program, administers an anti-poverty program. Program elements include: employment, youth programs, crisis prevention, outreach and referral, legal services, domestic violence prevention, respite services, home ownership and consumer services. The County will also administer state funding for the Work Ready (formerly Supported Work program) which encompasses job training and placement for people who are or had been receiving assistance. The County will continue to collaborate with the Greater Pittsburgh Area Food Coalition to provide a better system of food distribution in Beaver County. Please refer to the *Funding Sources* tab of this document for the amounts granted to the County in each of these programs.

Develop institutional structure: The County will continue to provide technical assistance to CHDOs to increase staff capacity to implement affordable housing initiatives. The County will utilize the Housing and Homeless Coalition of Beaver County to identify needs and plan for projects to address housing and supportive service needs of homeless and non-homeless populations in Beaver County. The County will continue to maintain its relationship with the HACB to create additional affordable housing opportunities. The County maintains involvement with municipal leaders, neighborhood groups, special interest groups and social service collaborative groups to assure that all available resources are utilized to best serve our communities. The County, through these networks, takes an active role in assuring that the services are effective, non-duplicative and results-oriented.

Enhance coordination between public and private agencies: Beaver County will continue to work with public and private entities that are part of the affordable housing delivery system in order to coordinate housing and support service efforts for County residents. The County will continue to work with the HACB in implementing the Consolidated Plan. The County will provide technical assistance to its CHDOs to develop affordable housing opportunities for income-qualified persons. The County will provide ESG, CDBG, Community Services Block Grant (CSBG), Homeless Assistance Program (HAP), Homeless Prevention and Rapid Recovery (HPRP) funding to social service agencies to provide support services, homeless and homelessness prevention services. Finally, Beaver County will work with private developers who propose new supportive housing units with supportive service components. The County will continue to work with the Housing and Homeless Coalition of Beaver County to determine local needs and priorities for housing and supportive services, and to develop projects that address these needs without duplication of existing services.

Enhancing coordination with private industry, business, developers and social service agencies. Through its downtown revitalization program, the County maintains contact with businesses in the downtown areas of the County and provides technical assistance to the local revitalization organizations in those areas. The Community Development Program maintains an open-door policy for any business or organization seeking assistance and will refer the business or organization to additional funding sources where the County's resources are limited. The Community Development Program maintains contact with the economic development agencies of the County including but not limited to the Corporation for Economic Development and the County's economic development administrator. The Community Development Program also funds projects through local non-profit and social service agencies to assist people with employment and business related needs.

18. Describe the actions to coordinate its housing strategy with local and regional transportation planning strategies to ensure to the extent practicable that residents of affordable housing have access to public transportation.

Data and program information was obtained from the Southwestern Pennsylvania Commission (SPC) which is the Pittsburgh region's metropolitan-wide planning agency. A Beaver County Commissioner is a member of SPC's Board. The work of the SPC includes the regional transportation plan. In addition, the Beaver County Transit Authority (BCTA), bus routes are considered in funding housing activities.

PROGRAM SPECIFIC REQUIREMENTS

CDBG 91.220(I)(1)

1. Identify program income expected to be received during the program year, including:
 - amount expected to be generated by and deposited to revolving loan funds;
None
 - total amount expected to be received from each new float-funded activity included in this plan;
None

- Amount expected to be received during the current program year from a float-funded activity described in a prior statement or plan.
None

2. Program income received in the preceding program year that has not been included in a statement or plan.

All unobligated program income received in the preceding program year is allocated to activities in the current plan.

3. Proceeds from Section 108 loan guarantees that will be used during the year to address the priority needs and specific objectives identified in its strategic plan.

No new Section 108 loan proceeds will be received in the current fiscal year. The County will continue to utilize funds from the Section 108 Loan obtained in FY 2003 on Streetscape activities. The interest earned from the Section 108 Loan investment account will be used to complete under-funded activities.

4. Surplus funds from any urban renewal settlement for community development and housing activities.
None

5. Any grant funds returned to the line of credit for which the planned use has not been included in a prior statement or plan.
None

6. Income from float-funded activities.
None

7. Urgent need activities, only if the jurisdiction certifies.
None

8. Estimated amount of CDBG funds that will be used for activities that benefit persons of low- and moderate income.
\$2,694,003 will directly benefit low-moderate income persons or areas.

HOME 91.220(I)(1)

1. Describe other forms of investment. (See Section 92.205)
If grantee (PJ) plans to use HOME funds for homebuyers, did they state the guidelines of resale or recapture, as required in 92.254.

Act 137 Funding in the amount \$166,455 will be used to help fund the Homebuyer Assistance Program. Act 137 is a state authorized local program that provides funding for low income housing initiatives. Act 137 funds will provide the required match for the County's HOME entitlement grant. No other form of assistance as outlined in 24 CFR 92.205(b) is being provided.

2. If grantee (PJ) plans to use HOME funds to refinance existing debt secured by multifamily housing that is being rehabilitated with HOME funds, state its refinancing guidelines required under 24 CFR 92.206(b).

Beaver County will not be using HOME funds to refinance existing debt secured by multifamily housing that is being rehabilitated with HOME funds.

3. Resale Provisions -- For homeownership activities, describe its resale or recapture guidelines that ensure the affordability of units acquired with HOME funds? See 24 CFR 92.254(a)(4).

See *HOME Recapture Policy* tab

4. HOME Tenant-Based Rental Assistance -- Describe the local market conditions that led to the use of a HOME funds for tenant based rental assistance program.

The greatest housing problem for all low income renters was cost burden. Tenant-Based Rental Assistance (TBRA) helps address the need associated with these problems.

If the tenant based rental assistance program is targeted to or provides a preference for a special needs group, that group must be identified in the Consolidated Plan as having an unmet need and show the preference is needed to narrow the gap in benefits and services received by this population.

Other than giving preference to households with less than 30% MFI, HOME TBRA is not targeted and preference is not given to a special needs group.

5. If a participating jurisdiction intends to use forms of investment other than those described in 24 CFR 92.205(b), describe these forms of investment.

No other forms of investment will be used by Beaver County.

6. Describe the policy and procedures it will follow to affirmatively market housing containing five or more HOME-assisted units.

The developer includes a plan in its application which is reviewed and approved by the County.

7. Describe actions taken to establish and oversee a minority outreach program within its jurisdiction to ensure inclusion, to the maximum extent possible, of minority and women, and entities owned by minorities and women, including without limitation, real estate firms, construction firms, appraisal firms, management firms, financial institutions, investment banking firms, underwriters, accountants, and providers of legal services, in all contracts, entered into by the participating jurisdiction with such persons or entities, public and private, in order to facilitate the activities of the participating jurisdiction to provide affordable housing under the HOME program or any other Federal housing law applicable to such jurisdiction.

Beaver County's Minority Business Enterprises/Women Business Enterprises (MBE/WBE) efforts are designed to ensure the inclusion to the maximum extent possible of minorities and women and entities owned by minorities and women, in all contracts entered into by the County in order to facilitate the activities of the County. Beaver County carries out its efforts in accordance with the requirements of Executive 11625 and 12432 concerning minority business enterprises (MBEs) and Executive Order 12138 concerning women's business enterprises (WBEs). In addition, the program implements 24 CFR Part 85.36(e) which outlines the actions to be taken to assure that minority businesses enterprises and women business enterprises are used, when possible, in the procurement of property and services. The County will continue to expand its mailing list to enhance its MBE/WBE utilization efforts and hopes to add more MBE/WBE to its contractor, bid and consultant lists.

The Community Development Program will continue its efforts to promote and affirmatively recruit MBEs and WBEs by seeking the input of the PA Bureau of Contract Administration and Business Development and working with the Beaver County Minority Coalition. The County will continue to provide technical assistance to the Minority Coalition to increase economic opportunities for minorities in the County. The Community Development Program staff will continue to advise the Coalition regarding funding opportunities, resources and ways in which it can access funds for start-up and expansion of minority-owned businesses, faith-based and non-profit agencies. The primary focus of the organization continues to be the advancement of minority and female individuals, businesses and organizations. In cooperation with the Community College of Beaver County the Minority Coalition will continue to develop work readiness programs in Aliquippa and Beaver Falls. These programs provide education to high school youth in employment and each student will be placed in a job upon completion of the program. In addition, the Minority Coalition will look into ways to assist youth at younger ages through recreation and education. The Minority Coalition will also continue to collaborate with local labor councils in providing events and opportunities for minorities.

The County provides funding for administrative costs of the Coalition. An amount of \$45,000 in CDBG funds has been set aside for rehabilitation of community centers in communities with high concentrations of minority residents. The Minority Coalition reviews the requests and makes funding recommendations to the County.

8. If a jurisdiction intends to use HOME funds to refinance existing debt secured by multifamily housing that is rehabilitated with HOME funds, state its financing guidelines required under 24 CFR 92.206(b).

Beaver County will not be using HOME funds to refinance existing debt secured by multifamily housing that is being rehabilitated with HOME funds.

HOPWA 91.220(I)(3)

1. One year goals for the number of households to be provided housing through the use of HOPWA activities for: short-term rent, mortgage, and utility assistance to

prevent homelessness of the individual or family, tenant-based rental assistance, units provided in housing facilities that are being developed, leased, or operated.

Beaver County does not receive HOPWA funding therefore this section does not apply.

OTHER NARRATIVES AND ATTACHMENTS

Include any action plan information that was not covered by a narrative in any other section. If optional tables are not used, provide comparable information that is required by consolidated plan regulations.

Linkages with the Aliquippa and Beaver Falls neighborhood Revitalization Strategies Area Plans

Aliquippa Neighborhood Revitalization Strategy

The following links exist between Beaver County's FY 2010 Action Plan and the Aliquippa Neighborhood Revitalization Strategy:

Housing

(1) The City of Aliquippa will seek to have owner-occupied homes rehabilitated through Beaver County's Home Improvement Program. The Action Plan includes \$775,000 for countywide funding of owner-occupied rehabilitation programs including the Home Improvement and Emergency Home Improvement programs. Residents of Aliquippa participate in these programs.

(2) The City of Aliquippa will pursue its goal of increased homeownership via the Beaver county Housing Authority's Homeownership Program which provides pre-purchase and post purchase counseling, down payment and closing cost assistance and appraisal gap subsidies for first time homebuyers. The Annual Plan includes utilizing \$166,455 in Act 137 funds for the countywide First-Time Homebuyer Program. Residents of Aliquippa participate in this program.

(3) The County's Action Plan provides for \$75,000 to be used in Aliquippa in funding for spot demolition and clearance of vacant, dilapidated structures. This will improve the quality of life for Aliquippa residents by eliminate blighting influences and potential safety hazards.

Economic Development

(1) The Action Plan contains \$150,000 for Main Street Planning to assist ten county downtown business districts. Through this project, the Aliquippa Franklin Avenue Development Committee is provided staff support, technical assistance and education to revitalize Aliquippa's central business district.

(2) The Annual Plan provides for \$350,000 in funding for architectural conceptual design and façade improvements throughout the ten County downtown business districts. Aliquippa participates in this program through the Franklin Avenue Committee.

(3) The City of Aliquippa, together with eight other municipalities, participates in the County's Elm Street Initiative, which focus on revitalization of the area adjacent to the central business district.

(4) \$250,000 in FY 2008 CDBG-R funds will be utilized for acquisition and demolition in the revitalization area of Franklin Avenue.

Supportive Services

The County's Action Plan includes \$1,870,226 to support organizations throughout the County that provide emergency housing to homeless individuals and families, help prevent homelessness and eviction, provide transitional housing or create permanent housing. Residents of Aliquippa are served by these programs. CDBG funds in the amount of \$50,000 will be provided to the Minority Coalition of Beaver County to facilitate and fund development of community centers in Aliquippa, Beaver Falls and Midland.

Beaver Falls Neighborhood Revitalization Strategy

The following links exist between Beaver County's FY 2010 Action Plan and the Beaver Falls Neighborhood Revitalization Strategy:

Housing

(1) The City of Beaver Falls will seek to have owner-occupied homes rehabilitated through Beaver County's Home Improvement Program; The Action Plan includes \$775,000 for countywide funding of owner-occupied rehabilitation programs including the Home Improvement and Emergency Home Improvement programs. Residents of Beaver Falls participate in these programs.

(2) The City of Beaver Falls will pursue its goal of increased homeownership via the Beaver county Housing Authority's Homeownership Program which provides pre-purchase and post purchase counseling, down payment and closing cost assistance and appraisal gap subsidies for first time homebuyers. The Annual Plan includes utilizing \$166,455 in Act 137 funds for the Countywide First-Time Homebuyer Program. Residents of Beaver Falls participate in this program.

Economic Development

(1) The Action Plan contains \$150,000 for Main Street Planning to assist ten county downtown business districts. Through this project, the Beaver Falls Business District Authority is provided services which help in the revitalization of the central business district.

(2) The Annual Plan provides for \$350,000 in funding for architectural conceptual design and façade improvements throughout the ten County downtown business districts. Beaver Falls Business District Authority participates in this program.

(3) \$250,000 in FY 2008 CDBG-R funds will be utilized for the purchase of refrigerator equipment for a new grocery store.

Infrastructure

The Action Plan includes \$75,000 for repaving streets in Beaver Falls, a portion of which will be used to repave streets in the City's Target Housing Improvement Area. These improvements will address poor street conditions in this area, improve the quality of life for area residents and support housing development in the target area.

Supportive Services

The County's Annual Plan includes \$1,870,226 to support organizations throughout Beaver County that provide emergency housing to homeless individuals and families, help prevent homelessness and eviction, provide transitional housing or create permanent housing. Residents of Beaver Falls are served by these programs. CDBG funds in the amount of \$50,000 will be provided to the Minority Coalition of Beaver County to facilitate and fund development of community centers in Aliquippa, Beaver Falls and Midland.

2010 PROJECT LIST

CDBG FUNDED ACTIVITIES		
Project No.	Project Name	Amount
100100	Aliquippa Sheffield Terrace Tank Rehab	\$105,000
100101	Aliquippa Demolition	\$75,000
100102	Aliquippa SD Playground	\$50,000
100200	Ambridge Elm Road	\$50,000
100201	Ambridge MA Vactor Truck Station	\$50,000
100103	BF Jones Lib Window Preservation	\$15,000
105506	BC Agri Lan Pres Board ARC GIS	\$15,000
105504	BC Min Coalition Org Cap Bldg	\$5,000
105505	BC Min Coalition Set Aside	\$45,000
105502	BC Rodent Control Services	\$20,000
100500	Beaver Falls Paving	\$75,000
100501	Big BF SD Concession Restrooms	\$25,000
103502	Midland Library Improvements	\$25,000
100700	CED Bridgewater Trail N Ph II	\$200,000
100502	CCAE ADA Renovation	\$10,000
101900	Fallston Beaver St Storm Sewers	\$50,000
102200	Freedom Repavement	\$50,000
105512	Friendship Ridge eMAR	\$50,000
105510	Geneva After School Enrichment	\$65,000
105509	HAP Gym Cooling	\$19,000
102700	Harmony Highview Ave Paving	\$35,000
105500	HACB Home Improvement Program	\$715,000
105511	Job Training Entreprenuership Ed	\$50,000
103500	Midland Road Program	\$50,000
103501	Midland Combined Sewers	\$25,000
103504	Midland Heights Gasline	\$50,000
103503	Midland MA Water Filter Upgrade	\$80,000
103600	Monaca ADA Curb Ramps	\$50,000
103700	NB Townsend Park Sidewalks	\$75,000
104400	Potter ACT 537 Sewage Plan	\$28,000
104500	Pulaski Emergency Response	\$34,500
104700	Roch Irvin Avenue Paving	\$75,000
104800	Roch Twp Traffic Study	\$45,000
105100	South Heights Uptown Paving	\$50,000
105508	Starting Gate OVR New Hire	\$50,000
105507	Starting Gate Low Inc Tech Assist	\$25,000
105501	Emergency Home Improvements	\$60,000
109999	CDBG Program Admin	\$628,176
105513	Section 108 Loan Repayment - Streetscape	\$620,504
105517	Countywide Streetscape	\$180,000
105503	Façade Improvement Program	\$350,000
105515	Main Street Network	\$150,000
105518	Countywide Demolition	\$75,000
105514	Fair Housing	\$20,000
	Total CDBG Projects	\$4,520,180
HOME FUNDED ACTIVITIES		
HOME10-1	Home Grant Admin	\$84,726
HOME10-4	CHDO Operations	\$42,363
HOME10-3	CHDO Set Aside	\$127,090

2010 PROJECT LIST

HOME10-2	Other Home Funded Activities	\$593,089
	TOTAL HOME FUNDED ACTIVITIES	\$847,268
	ESG FUNDED ACTIVITES	
ESG10-1	ESG Grant Admin	\$8,500
ESG10-2	Shelter Oper & Support Svcs	\$161,941
	TOTAL ESG FUNDED ACTIVITES	\$170,441

Project Name: Aliquippa Sheffield Terrace Tank Rehab					
Description: Rehab of water storage tank	IDIS Project #: UOG Code: PA429007 BEAVER COUNTY				
Location: 100100, City of Aliquippa, Communitywide, Aliquippa, 15001	Priority Need Category Select one: Infrastructure				
Expected Completion Date: (08/31/2012)	PFI 570.201(c). LMA-CT & S 570.208(a)(1) - 6835 IDIS #				
Objective Category <input type="radio"/> Decent Housing <input checked="" type="radio"/> Suitable Living Environment <input type="radio"/> Economic Opportunity	Specific Objectives				
Outcome Categories: <input type="checkbox"/> Availability/Accessibility <input type="checkbox"/> Affordability <input checked="" type="checkbox"/> Sustainability	1 Improve quality / increase quantity of public improvements for lower income persons 2 3				
Project-level Accomplishments	01 People	Proposed	11689	Accompl. Type:	Proposed
		Underway			Underway
		Complete			Complete
	Accompl. Type:	Proposed		Accompl. Type:	Proposed
		Underway			Underway
		Complete			Complete
	Accompl. Type:	Proposed		Accompl. Type:	Proposed
		Underway			Underway
		Complete			Complete
Proposed Outcome	Performance Measure	Actual Outcome			
SL-3(03J)	benefit LM people through Aliquippa MA Sheffield Terrace Tank Rehab				
03J Water/Sewer Improvements 570.201(c)	Matrix Codes	Matrix Codes			
Matrix Codes	Matrix Codes	Matrix Codes			
Matrix Codes	Matrix Codes	Matrix Codes			
Program Year 1	CDBG	Proposed Amt.	105,000	Fund Source:	Proposed Amt.
		Actual Amount			Actual Amount
	Fund Source:	Proposed Amt.		Fund Source:	Proposed Amt.
		Actual Amount			Actual Amount
	Accompl. Type:	Proposed Units		Accompl. Type:	Proposed Units
		Actual Units			Actual Units
	Accompl. Type:	Proposed Units		Accompl. Type:	Proposed Units
		Actual Units			Actual Units

Program Year 2	Fund Source: ▼	Proposed Amt.		Fund Source: ▼	Proposed Amt.	
		Actual Amount			Actual Amount	
	Fund Source: ▼	Proposed Amt.		Fund Source: ▼	Proposed Amt.	
		Actual Amount			Actual Amount	
	Accompl. Type: ▼	Proposed Units		Accompl. Type: ▼	Proposed Units	
		Actual Units			Actual Units	
Accompl. Type: ▼	Proposed Units		Accompl. Type: ▼	Proposed Units		
	Actual Units			Actual Units		
Program Year 3	Fund Source: ▼	Proposed Amt.		Fund Source: ▼	Proposed Amt.	
		Actual Amount			Actual Amount	
	Fund Source: ▼	Proposed Amt.		Fund Source: ▼	Proposed Amt.	
		Actual Amount			Actual Amount	
	Accompl. Type: ▼	Proposed Units		Accompl. Type: ▼	Proposed Units	
		Actual Units			Actual Units	
Accompl. Type: ▼	Proposed Units		Accompl. Type: ▼	Proposed Units		
	Actual Units			Actual Units		
Program Year 4	Fund Source: ▼	Proposed Amt.		Fund Source: ▼	Proposed Amt.	
		Actual Amount			Actual Amount	
	Fund Source: ▼	Proposed Amt.		Fund Source: ▼	Proposed Amt.	
		Actual Amount			Actual Amount	
	Accompl. Type: ▼	Proposed Units		Accompl. Type: ▼	Proposed Units	
		Actual Units			Actual Units	
Accompl. Type: ▼	Proposed Units		Accompl. Type: ▼	Proposed Units		
	Actual Units			Actual Units		
Program Year 5	Fund Source: ▼	Proposed Amt.		Fund Source: ▼	Proposed Amt.	
		Actual Amount			Actual Amount	
	Fund Source: ▼	Proposed Amt.		Fund Source: ▼	Proposed Amt.	
		Actual Amount			Actual Amount	
	Accompl. Type: ▼	Proposed Units		Accompl. Type: ▼	Proposed Units	
		Actual Units			Actual Units	
Accompl. Type: ▼	Proposed Units		Accompl. Type: ▼	Proposed Units		
	Actual Units			Actual Units		

Project Name: Aliquippa Demolition					
Description: RB Demolition of structures throughout the city	IDIS Project #: UOG Code: PA429007 BEAVER COUNTY				
Location: 100101, City of Aliquippa, Communitywide, Aliquippa, 15001	Priority Need Category Select one: Other				
Expected Completion Date: (08/31/2012)	CL 570.201(d) SBS 570.208(b)(2) IDIS #				
Objective Category <input type="radio"/> Decent Housing <input checked="" type="radio"/> Suitable Living Environment <input type="radio"/> Economic Opportunity					
Outcome Categories <input type="checkbox"/> Availability/Accessibility <input type="checkbox"/> Affordability <input checked="" type="checkbox"/> Sustainability	1 Improve quality / increase quantity of public improvements for lower income persons 2 3				
Project-level Accomplishments	10 Housing Units	Proposed	25	Accompl. Type:	Proposed
		Underway			Underway
		Complete			Complete
	Accompl. Type:	Proposed		Accompl. Type:	Proposed
		Underway			Underway
		Complete			Complete
	Accompl. Type:	Proposed		Accompl. Type:	Proposed
		Underway			Underway
		Complete			Complete
Proposed Outcome	Performance Measure	Actual Outcome			
SL-3(04)	Elimination of S&B by clearance of blighted structures:				
04 Clearance and Demolition 570.201(d)	Matrix Codes	Matrix Codes			
Matrix Codes	Matrix Codes	Matrix Codes			
Matrix Codes	Matrix Codes	Matrix Codes			
Program Year 1	CDBG	Proposed Amt.	75,000	Fund Source:	Proposed Amt.
		Actual Amount			Actual Amount
	Fund Source:	Proposed Amt.		Fund Source:	Proposed Amt.
		Actual Amount			Actual Amount
	Accompl. Type:	Proposed Units		Accompl. Type:	Proposed Units
		Actual Units			Actual Units
	Accompl. Type:	Proposed Units		Accompl. Type:	Proposed Units
		Actual Units			Actual Units

Program Year 2	Fund Source: ▼	Proposed Amt.		Fund Source: ▼	Proposed Amt.	
		Actual Amount			Actual Amount	
	Fund Source: ▼	Proposed Amt.		Fund Source: ▼	Proposed Amt.	
		Actual Amount			Actual Amount	
	Accompl. Type: ▼	Proposed Units		Accompl. Type: ▼	Proposed Units	
		Actual Units			Actual Units	
	Accompl. Type: ▼	Proposed Units		Accompl. Type: ▼	Proposed Units	
		Actual Units			Actual Units	
Program Year 3	Fund Source: ▼	Proposed Amt.		Fund Source: ▼	Proposed Amt.	
		Actual Amount			Actual Amount	
	Fund Source: ▼	Proposed Amt.		Fund Source: ▼	Proposed Amt.	
		Actual Amount			Actual Amount	
	Accompl. Type: ▼	Proposed Units		Accompl. Type: ▼	Proposed Units	
		Actual Units			Actual Units	
	Accompl. Type: ▼	Proposed Units		Accompl. Type: ▼	Proposed Units	
		Actual Units			Actual Units	
Program Year 4	Fund Source: ▼	Proposed Amt.		Fund Source: ▼	Proposed Amt.	
		Actual Amount			Actual Amount	
	Fund Source: ▼	Proposed Amt.		Fund Source: ▼	Proposed Amt.	
		Actual Amount			Actual Amount	
	Accompl. Type: ▼	Proposed Units		Accompl. Type: ▼	Proposed Units	
		Actual Units			Actual Units	
	Accompl. Type: ▼	Proposed Units		Accompl. Type: ▼	Proposed Units	
		Actual Units			Actual Units	
Program Year 5	Fund Source: ▼	Proposed Amt.		Fund Source: ▼	Proposed Amt.	
		Actual Amount			Actual Amount	
	Fund Source: ▼	Proposed Amt.		Fund Source: ▼	Proposed Amt.	
		Actual Amount			Actual Amount	
	Accompl. Type: ▼	Proposed Units		Accompl. Type: ▼	Proposed Units	
		Actual Units			Actual Units	
	Accompl. Type: ▼	Proposed Units		Accompl. Type: ▼	Proposed Units	
		Actual Units			Actual Units	

Project Name: Aliquippa SD Playground		Description: Construct playground at elementary school		IDIS Project #:	UOG Code: PA429007 BEAVER COUNTY
Location: 100102, City of Aliquippa, Communitywide, Aliquippa, 15001		Priority Need Category Public Facilities			
Expected Completion Date: (08/31/2012)		PFI 570.201(c) LMA-CT 570.208(a)(1) IDIS #			
Objective Category <input type="radio"/> Decent Housing <input checked="" type="radio"/> Suitable Living Environment <input type="radio"/> Economic Opportunity		Specific Objectives			
Outcome Categories <input checked="" type="checkbox"/> Availability/Accessibility <input type="checkbox"/> Affordability <input type="checkbox"/> Sustainability		1	Improve quality / increase quantity of neighborhood facilities for low-income persons		
		2			
		3			
Project-level Accomplishments	01 People	Proposed	11568	Accompl. Type:	Proposed
		Underway			Underway
		Complete			Complete
	Accompl. Type:	Proposed		Accompl. Type:	Proposed
		Underway			Underway
		Complete			Complete
	Accompl. Type:	Proposed		Accompl. Type:	Proposed
		Underway			Underway
		Complete			Complete
Proposed Outcome		Performance Measure		Actual Outcome	
SL-1(03F)		Benefit LM people through construction of playground			
03F Parks, Recreational Facilities 570.201(c)		Matrix Codes		Matrix Codes	
Matrix Codes		Matrix Codes		Matrix Codes	
Matrix Codes		Matrix Codes		Matrix Codes	
Program Year 1	CDBG	Proposed Amt.	50,000	Fund Source:	Proposed Amt.
		Actual Amount			Actual Amount
	Fund Source:	Proposed Amt.		Fund Source:	Proposed Amt.
		Actual Amount			Actual Amount
	Accompl. Type:	Proposed Units		Accompl. Type:	Proposed Units
		Actual Units			Actual Units
	Accompl. Type:	Proposed Units		Accompl. Type:	Proposed Units
		Actual Units			Actual Units

Program Year 2	Fund Source: ▼	Proposed Amt.		Fund Source: ▼	Proposed Amt.	
		Actual Amount			Actual Amount	
	Fund Source: ▼	Proposed Amt.		Fund Source: ▼	Proposed Amt.	
		Actual Amount			Actual Amount	
	Accompl. Type: ▼	Proposed Units		Accompl. Type: ▼	Proposed Units	
		Actual Units			Actual Units	
Program Year 3	Fund Source: ▼	Proposed Amt.		Fund Source: ▼	Proposed Amt.	
		Actual Amount			Actual Amount	
	Fund Source: ▼	Proposed Amt.		Fund Source: ▼	Proposed Amt.	
		Actual Amount			Actual Amount	
	Accompl. Type: ▼	Proposed Units		Accompl. Type: ▼	Proposed Units	
		Actual Units			Actual Units	
Program Year 4	Fund Source: ▼	Proposed Amt.		Fund Source: ▼	Proposed Amt.	
		Actual Amount			Actual Amount	
	Fund Source: ▼	Proposed Amt.		Fund Source: ▼	Proposed Amt.	
		Actual Amount			Actual Amount	
	Accompl. Type: ▼	Proposed Units		Accompl. Type: ▼	Proposed Units	
		Actual Units			Actual Units	
Program Year 5	Fund Source: ▼	Proposed Amt.		Fund Source: ▼	Proposed Amt.	
		Actual Amount			Actual Amount	
	Fund Source: ▼	Proposed Amt.		Fund Source: ▼	Proposed Amt.	
		Actual Amount			Actual Amount	
	Accompl. Type: ▼	Proposed Units		Accompl. Type: ▼	Proposed Units	
		Actual Units			Actual Units	
	Accompl. Type: ▼	Proposed Units		Accompl. Type: ▼	Proposed Units	
		Actual Units			Actual Units	

Project Name: Ambridge Elm Road		UOG Code: PA429007 BEAVER COUNTY			
Description: Improvements to Elm Road		IDIS Project #:			
Location: 100200, Elm Rd Glenwood to 4th, Ambridge, 15003		Priority Need Category: Select one: Infrastructure			
Expected Completion Date: (08/31/2012)		Explanation: PFI 570.201 (c) LMA-S 570.208 (a)(1) LM 43, Tot Pop 80, IDIS #			
Objective Category <input type="radio"/> Decent Housing <input checked="" type="radio"/> Suitable Living Environment <input type="radio"/> Economic Opportunity		Specific Objectives			
Outcome Categories <input type="checkbox"/> Availability/Accessibility <input type="checkbox"/> Affordability <input checked="" type="checkbox"/> Sustainability		1	Improve quality / increase quantity of public improvements for lower income persons		
		2			
		3			
Project-level Accomplishments	01 People	Proposed	80	Accompl. Type:	Proposed
		Underway			Underway
		Complete			Complete
	Accompl. Type:	Proposed		Accompl. Type:	Proposed
		Underway			Underway
		Complete			Complete
	Accompl. Type:	Proposed		Accompl. Type:	Proposed
		Underway			Underway
		Complete			Complete
Proposed Outcome		Performance Measure		Actual Outcome	
SL-3(03K)		Benefit LM people through Ambridge Elm Road improvements			
03K Street Improvements 570.201(c)		Matrix Codes		Matrix Codes	
Matrix Codes		Matrix Codes		Matrix Codes	
Matrix Codes		Matrix Codes		Matrix Codes	
Program Year 1	CDBG	Proposed Amt.	50,000	Fund Source:	Proposed Amt.
		Actual Amount			Actual Amount
	Fund Source:	Proposed Amt.		Fund Source:	Proposed Amt.
		Actual Amount			Actual Amount
	Accompl. Type:	Proposed Units		Accompl. Type:	Proposed Units
		Actual Units			Actual Units
	Accompl. Type:	Proposed Units		Accompl. Type:	Proposed Units
		Actual Units			Actual Units

Program Year 2	Fund Source: ▼	Proposed Amt.		Fund Source: ▼	Proposed Amt.	
		Actual Amount			Actual Amount	
	Fund Source: ▼	Proposed Amt.		Fund Source: ▼	Proposed Amt.	
		Actual Amount			Actual Amount	
	Accompl. Type: ▼	Proposed Units		Accompl. Type: ▼	Proposed Units	
		Actual Units			Actual Units	
Program Year 3	Fund Source: ▼	Proposed Amt.		Fund Source: ▼	Proposed Amt.	
		Actual Amount			Actual Amount	
	Fund Source: ▼	Proposed Amt.		Fund Source: ▼	Proposed Amt.	
		Actual Amount			Actual Amount	
	Accompl. Type: ▼	Proposed Units		Accompl. Type: ▼	Proposed Units	
		Actual Units			Actual Units	
Program Year 4	Fund Source: ▼	Proposed Amt.		Fund Source: ▼	Proposed Amt.	
		Actual Amount			Actual Amount	
	Fund Source: ▼	Proposed Amt.		Fund Source: ▼	Proposed Amt.	
		Actual Amount			Actual Amount	
	Accompl. Type: ▼	Proposed Units		Accompl. Type: ▼	Proposed Units	
		Actual Units			Actual Units	
Program Year 5	Fund Source: ▼	Proposed Amt.		Fund Source: ▼	Proposed Amt.	
		Actual Amount			Actual Amount	
	Fund Source: ▼	Proposed Amt.		Fund Source: ▼	Proposed Amt.	
		Actual Amount			Actual Amount	
	Accompl. Type: ▼	Proposed Units		Accompl. Type: ▼	Proposed Units	
		Actual Units			Actual Units	
	Accompl. Type: ▼	Proposed Units		Accompl. Type: ▼	Proposed Units	
		Actual Units			Actual Units	

Project Name: Ambridge MA Vector Truck Station					
Description: Construction of vector truck receiving station	IDIS Project #: UOG Code: PA429007 BEAVER COUNTY				
Location: 100201, Rt 65, Communitywide, Ambridge, 15003	Priority Need Category: Select one: Infrastructure				
Expected Completion Date: (08/31/2012)	PFI 570.201 (c) LMA-CT 570.208 (a) (1)				
Objective Category <input type="radio"/> Decent Housing <input checked="" type="radio"/> Suitable Living Environment <input type="radio"/> Economic Opportunity	Specific Objectives				
Outcome Categories <input type="checkbox"/> Availability/Accessibility <input type="checkbox"/> Affordability <input checked="" type="checkbox"/> Sustainability					
1	Improve quality / increase quantity of public improvements for lower income persons				
2					
3					
Project-level Accomplishments	01 People	Proposed	7682	Accompl. Type:	Proposed
		Underway			Underway
		Complete			Complete
	Accompl. Type:	Proposed		Accompl. Type:	Proposed
		Underway			Underway
		Complete			Complete
	Accompl. Type:	Proposed		Accompl. Type:	Proposed
		Underway			Underway
		Complete			Complete
Proposed Outcome		Performance Measure		Actual Outcome	
SL-1(03J)		Benefit LM persons through vector truck station			
03J Water/Sewer Improvements 570.201(c)		Matrix Codes		Matrix Codes	
Matrix Codes		Matrix Codes		Matrix Codes	
Matrix Codes		Matrix Codes		Matrix Codes	
Program Year 1	CDBG	Proposed Amt.	50,000	Fund Source:	Proposed Amt.
		Actual Amount			Actual Amount
	Fund Source:	Proposed Amt.		Fund Source:	Proposed Amt.
		Actual Amount			Actual Amount
	Accompl. Type:	Proposed Units		Accompl. Type:	Proposed Units
		Actual Units			Actual Units
	Accompl. Type:	Proposed Units		Accompl. Type:	Proposed Units
		Actual Units			Actual Units

Program Year 2	Fund Source: ▼	Proposed Amt.		Fund Source: ▼	Proposed Amt.	
		Actual Amount			Actual Amount	
	Fund Source: ▼	Proposed Amt.		Fund Source: ▼	Proposed Amt.	
		Actual Amount			Actual Amount	
	Accompl. Type: ▼	Proposed Units		Accompl. Type: ▼	Proposed Units	
		Actual Units			Actual Units	
	Accompl. Type: ▼	Proposed Units		Accompl. Type: ▼	Proposed Units	
		Actual Units			Actual Units	
Program Year 3	Fund Source: ▼	Proposed Amt.		Fund Source: ▼	Proposed Amt.	
		Actual Amount			Actual Amount	
	Fund Source: ▼	Proposed Amt.		Fund Source: ▼	Proposed Amt.	
		Actual Amount			Actual Amount	
	Accompl. Type: ▼	Proposed Units		Accompl. Type: ▼	Proposed Units	
		Actual Units			Actual Units	
	Accompl. Type: ▼	Proposed Units		Accompl. Type: ▼	Proposed Units	
		Actual Units			Actual Units	
Program Year 4	Fund Source: ▼	Proposed Amt.		Fund Source: ▼	Proposed Amt.	
		Actual Amount			Actual Amount	
	Fund Source: ▼	Proposed Amt.		Fund Source: ▼	Proposed Amt.	
		Actual Amount			Actual Amount	
	Accompl. Type: ▼	Proposed Units		Accompl. Type: ▼	Proposed Units	
		Actual Units			Actual Units	
	Accompl. Type: ▼	Proposed Units		Accompl. Type: ▼	Proposed Units	
		Actual Units			Actual Units	
Program Year 5	Fund Source: ▼	Proposed Amt.		Fund Source: ▼	Proposed Amt.	
		Actual Amount			Actual Amount	
	Fund Source: ▼	Proposed Amt.		Fund Source: ▼	Proposed Amt.	
		Actual Amount			Actual Amount	
	Accompl. Type: ▼	Proposed Units		Accompl. Type: ▼	Proposed Units	
		Actual Units			Actual Units	
	Accompl. Type: ▼	Proposed Units		Accompl. Type: ▼	Proposed Units	
		Actual Units			Actual Units	

Project Name: BF Jones Lib Window Preservation					
Description: Restoration of library's stained glass windows	IDIS Project #: UOG Code: PA429007 BEAVER COUNTY				
Location: 100103, City of Aliquippa, communitywide, Aliquippa, 15001	Priority Need Category: Select one: Public Facilities				
Expected Completion Date: (08/31/2012)	Explanation: PFI 570.201(c) LMA-CT 570.208 (a)(1) IDIS #				
Objective Category: <input type="radio"/> Decent Housing <input checked="" type="radio"/> Suitable Living Environment <input type="radio"/> Economic Opportunity	Specific Objectives:				
Outcome Categories: <input type="checkbox"/> Availability/Accessibility <input type="checkbox"/> Affordability <input checked="" type="checkbox"/> Sustainability	1 Improve quality / increase quantity of neighborhood facilities for low-income persons 2 3				
Project-level Accomplishments	01 People	Proposed	11568	Accompl. Type:	Proposed
		Underway			Underway
		Complete			Complete
	Accompl. Type:	Proposed		Accompl. Type:	Proposed
		Underway			Underway
		Complete			Complete
	Accompl. Type:	Proposed		Accompl. Type:	Proposed
		Underway			Underway
		Complete			Complete
Proposed Outcome	Performance Measure	Actual Outcome			
SL-3 (16B)	Benefit LM people through library window preservation				
16B Non-Residential Historic Preservation 570.202(d)	Matrix Codes	Matrix Codes			
Matrix Codes	Matrix Codes	Matrix Codes			
Matrix Codes	Matrix Codes	Matrix Codes			
Program Year 1	CDBG	Proposed Amt.	15,000	Fund Source:	Proposed Amt.
		Actual Amount			Actual Amount
	Fund Source:	Proposed Amt.		Fund Source:	Proposed Amt.
		Actual Amount			Actual Amount
	Accompl. Type:	Proposed Units		Accompl. Type:	Proposed Units
		Actual Units			Actual Units
	Accompl. Type:	Proposed Units		Accompl. Type:	Proposed Units
		Actual Units			Actual Units

Program Year 2	Fund Source: ▼	Proposed Amt.		Fund Source: ▼	Proposed Amt.	
		Actual Amount			Actual Amount	
	Fund Source: ▼	Proposed Amt.		Fund Source: ▼	Proposed Amt.	
		Actual Amount			Actual Amount	
	Accompl. Type: ▼	Proposed Units		Accompl. Type: ▼	Proposed Units	
		Actual Units			Actual Units	
Program Year 3	Fund Source: ▼	Proposed Amt.		Fund Source: ▼	Proposed Amt.	
		Actual Amount			Actual Amount	
	Fund Source: ▼	Proposed Amt.		Fund Source: ▼	Proposed Amt.	
		Actual Amount			Actual Amount	
	Accompl. Type: ▼	Proposed Units		Accompl. Type: ▼	Proposed Units	
		Actual Units			Actual Units	
Program Year 4	Fund Source: ▼	Proposed Amt.		Fund Source: ▼	Proposed Amt.	
		Actual Amount			Actual Amount	
	Fund Source: ▼	Proposed Amt.		Fund Source: ▼	Proposed Amt.	
		Actual Amount			Actual Amount	
	Accompl. Type: ▼	Proposed Units		Accompl. Type: ▼	Proposed Units	
		Actual Units			Actual Units	
Program Year 5	Fund Source: ▼	Proposed Amt.		Fund Source: ▼	Proposed Amt.	
		Actual Amount			Actual Amount	
	Fund Source: ▼	Proposed Amt.		Fund Source: ▼	Proposed Amt.	
		Actual Amount			Actual Amount	
	Accompl. Type: ▼	Proposed Units		Accompl. Type: ▼	Proposed Units	
		Actual Units			Actual Units	
	Accompl. Type: ▼	Proposed Units		Accompl. Type: ▼	Proposed Units	
		Actual Units			Actual Units	

Project Name: BC Agri Land Pres Board ARC GIS						
Description: Purchase of ARC GIS system for farmland ranking	IDIS Project #: UOG Code: PA429007 BEAVER COUNTY					
Location: 105506, 810 Third Street, Beaver, Countywide, 15009	Priority Need Category Select one: Planning/Administration ▼					
Expected Completion Date: (08/31/2012)	Explanation: PL 570.205					
<input type="checkbox"/> Objective Category <input type="radio"/> Decent Housing <input type="radio"/> Suitable Living Environment <input type="radio"/> Economic Opportunity	Specific Objectives					
Outcome Categories <input type="checkbox"/> Availability/Accessibility <input type="checkbox"/> Affordability <input type="checkbox"/> Sustainability						
1 2 3						
Project-level Accomplishments	Accompl. Type: ▼	Proposed		Accompl. Type: ▼	Proposed	
		Underway			Underway	
		Complete			Complete	
	Accompl. Type: ▼	Proposed		Accompl. Type: ▼	Proposed	
		Underway			Underway	
		Complete			Complete	
	Accompl. Type: ▼	Proposed		Accompl. Type: ▼	Proposed	
		Underway			Underway	
		Complete			Complete	
Proposed Outcome	Performance Measure	Actual Outcome				
0-1 (20)	1 study					
20 Planning 570.205	▼	Matrix Codes	▼			
Matrix Codes	▼	Matrix Codes	▼			
Matrix Codes	▼	Matrix Codes	▼			
Program Year 1	CDBG ▼	Proposed Amt.	15,000	Fund Source: ▼	Proposed Amt.	
		Actual Amount			Actual Amount	
	Fund Source: ▼	Proposed Amt.		Fund Source: ▼	Proposed Amt.	
		Actual Amount			Actual Amount	
	Accompl. Type: ▼	Proposed Units		Accompl. Type: ▼	Proposed Units	
		Actual Units			Actual Units	
	Accompl. Type: ▼	Proposed Units		Accompl. Type: ▼	Proposed Units	
		Actual Units			Actual Units	

Program Year 2	Fund Source: ▼	Proposed Amt.		Fund Source: ▼	Proposed Amt.	
		Actual Amount			Actual Amount	
	Fund Source: ▼	Proposed Amt.		Fund Source: ▼	Proposed Amt.	
		Actual Amount			Actual Amount	
	Accompl. Type: ▼	Proposed Units		Accompl. Type: ▼	Proposed Units	
		Actual Units			Actual Units	
	Accompl. Type: ▼	Proposed Units		Accompl. Type: ▼	Proposed Units	
		Actual Units			Actual Units	
Program Year 3	Fund Source: ▼	Proposed Amt.		Fund Source: ▼	Proposed Amt.	
		Actual Amount			Actual Amount	
	Fund Source: ▼	Proposed Amt.		Fund Source: ▼	Proposed Amt.	
		Actual Amount			Actual Amount	
	Accompl. Type: ▼	Proposed Units		Accompl. Type: ▼	Proposed Units	
		Actual Units			Actual Units	
	Accompl. Type: ▼	Proposed Units		Accompl. Type: ▼	Proposed Units	
		Actual Units			Actual Units	
Program Year 4	Fund Source: ▼	Proposed Amt.		Fund Source: ▼	Proposed Amt.	
		Actual Amount			Actual Amount	
	Fund Source: ▼	Proposed Amt.		Fund Source: ▼	Proposed Amt.	
		Actual Amount			Actual Amount	
	Accompl. Type: ▼	Proposed Units		Accompl. Type: ▼	Proposed Units	
		Actual Units			Actual Units	
	Accompl. Type: ▼	Proposed Units		Accompl. Type: ▼	Proposed Units	
		Actual Units			Actual Units	
Program Year 5	Fund Source: ▼	Proposed Amt.		Fund Source: ▼	Proposed Amt.	
		Actual Amount			Actual Amount	
	Fund Source: ▼	Proposed Amt.		Fund Source: ▼	Proposed Amt.	
		Actual Amount			Actual Amount	
	Accompl. Type: ▼	Proposed Units		Accompl. Type: ▼	Proposed Units	
		Actual Units			Actual Units	
	Accompl. Type: ▼	Proposed Units		Accompl. Type: ▼	Proposed Units	
		Actual Units			Actual Units	

Project Name: BC Min Coalition Org Cap Bldg				
Description:	IDIS Project #: UOG Code: PA429007 BEAVER COUNTY			
LS Coordination of organizational capacity building in low income communities				
Location: 105504, Aliquippa Beaver Falls Midland, 206 Short 10th St, Beaver Falls, 15010	Priority Need Category Select one: Other			
Expected Completion Date: (08/31/2012)	Explanation: Org Cap Bldg 571.201(p), LMA-CT Aliquippa, Beaver Falls & Midland 570.208(a)(1) IDIS #			
Objective Category <input type="radio"/> Decent Housing <input checked="" type="radio"/> Suitable Living Environment <input type="radio"/> Economic Opportunity	Specific Objectives			
Outcome Categories: <input checked="" type="checkbox"/> Availability/Accessibility <input type="checkbox"/> Affordability <input type="checkbox"/> Sustainability	1 Improve quality / increase quantity of neighborhood facilities for low-income persons 2 3			
Project-level Accomplishments	09 Organizations	Proposed 3	Accompl. Type:	Proposed
		Underway		Underway
		Complete		Complete
	Accompl. Type:	Proposed	Accompl. Type:	Proposed
		Underway		Underway
		Complete		Complete
	Accompl. Type:	Proposed	Accompl. Type:	Proposed
		Underway		Underway
		Complete		Complete
Proposed Outcome	Performance Measure	Actual Outcome		
SL-1(19C)	Benefit LM through BC Minority Coalition Org. Capacity Building in Aliquippa, Beaver Falls and Midland			
19C CDBG Non-profit Organization Capacity Building	Matrix Codes			
Matrix Codes	Matrix Codes			
Matrix Codes	Matrix Codes			
Program Year 1	CDBG	Proposed Amt. 5,000	Fund Source:	Proposed Amt.
		Actual Amount		Actual Amount
	Fund Source:	Proposed Amt.	Fund Source:	Proposed Amt.
		Actual Amount		Actual Amount
	Accompl. Type:	Proposed Units	Accompl. Type:	Proposed Units
		Actual Units		Actual Units
	Accompl. Type:	Proposed Units	Accompl. Type:	Proposed Units
		Actual Units		Actual Units

Program Year 2	Fund Source: ▼	Proposed Amt.		Fund Source: ▼	Proposed Amt.	
		Actual Amount			Actual Amount	
	Fund Source: ▼	Proposed Amt.		Fund Source: ▼	Proposed Amt.	
		Actual Amount			Actual Amount	
	Accompl. Type: ▼	Proposed Units		Accompl. Type: ▼	Proposed Units	
		Actual Units			Actual Units	
Program Year 3	Fund Source: ▼	Proposed Amt.		Fund Source: ▼	Proposed Amt.	
		Actual Amount			Actual Amount	
	Fund Source: ▼	Proposed Amt.		Fund Source: ▼	Proposed Amt.	
		Actual Amount			Actual Amount	
	Accompl. Type: ▼	Proposed Units		Accompl. Type: ▼	Proposed Units	
		Actual Units			Actual Units	
Program Year 4	Fund Source: ▼	Proposed Amt.		Fund Source: ▼	Proposed Amt.	
		Actual Amount			Actual Amount	
	Fund Source: ▼	Proposed Amt.		Fund Source: ▼	Proposed Amt.	
		Actual Amount			Actual Amount	
	Accompl. Type: ▼	Proposed Units		Accompl. Type: ▼	Proposed Units	
		Actual Units			Actual Units	
Program Year 5	Fund Source: ▼	Proposed Amt.		Fund Source: ▼	Proposed Amt.	
		Actual Amount			Actual Amount	
	Fund Source: ▼	Proposed Amt.		Fund Source: ▼	Proposed Amt.	
		Actual Amount			Actual Amount	
	Accompl. Type: ▼	Proposed Units		Accompl. Type: ▼	Proposed Units	
		Actual Units			Actual Units	
	Accompl. Type: ▼	Proposed Units		Accompl. Type: ▼	Proposed Units	
		Actual Units			Actual Units	

Project Name: BC Min Coalition Set Aside				
Description:	IDIS Project #: UOG Code: PA429007 BEAVER COUNTY			
Rehabilitation and/or construction of community centers in Aliquippa, Beaver Falls and Midland				
Location: 105505, Aliquippa Beaver Falls Midland, 206 Short 10th St., Beaver Falls, 15010	Priority Need Category Select one: Public Facilities			
Expected Completion Date: (08/31/2012)	Explanation: PFI 570.201(c) LMA-CT 570.208(a)(1). All CT's in Aliquippa, Beaver Falls and Midland IDIS #			
Objective Category <input type="radio"/> Decent Housing <input checked="" type="radio"/> Suitable Living Environment <input type="radio"/> Economic Opportunity	Specific Objectives			
Outcome Categories <input checked="" type="checkbox"/> Availability/Accessibility <input type="checkbox"/> Affordability <input type="checkbox"/> Sustainability	1 Improve quality / increase quantity of neighborhood facilities for low-income persons			
	2			
	3			
Project-level Accomplishments	11 Public Facilities	Proposed 2	Accompl. Type:	Proposed
		Underway		Underway
		Complete		Complete
	Accompl. Type:	Proposed	Accompl. Type:	Proposed
		Underway		Underway
		Complete		Complete
	Accompl. Type:	Proposed	Accompl. Type:	Proposed
		Underway		Underway
		Complete		Complete
Proposed Outcome	Performance Measure	Actual Outcome		
SL-1(2)				
03E Neighborhood Facilities 570.201(c)	Matrix Codes			
Matrix Codes	Matrix Codes			
Matrix Codes	Matrix Codes			
Program Year 1	CDBG	Proposed Amt. 45,000	Fund Source:	Proposed Amt.
		Actual Amount		Actual Amount
	Fund Source:	Proposed Amt.	Fund Source:	Proposed Amt.
		Actual Amount		Actual Amount
	Accompl. Type:	Proposed Units	Accompl. Type:	Proposed Units
		Actual Units		Actual Units
	Accompl. Type:	Proposed Units	Accompl. Type:	Proposed Units
		Actual Units		Actual Units

Program Year 2	Fund Source: ▼	Proposed Amt.		Fund Source: ▼	Proposed Amt.	
		Actual Amount			Actual Amount	
	Fund Source: ▼	Proposed Amt.		Fund Source: ▼	Proposed Amt.	
		Actual Amount			Actual Amount	
	Accompl. Type: ▼	Proposed Units		Accompl. Type: ▼	Proposed Units	
		Actual Units			Actual Units	
Program Year 3	Fund Source: ▼	Proposed Amt.		Fund Source: ▼	Proposed Amt.	
		Actual Amount			Actual Amount	
	Fund Source: ▼	Proposed Amt.		Fund Source: ▼	Proposed Amt.	
		Actual Amount			Actual Amount	
	Accompl. Type: ▼	Proposed Units		Accompl. Type: ▼	Proposed Units	
		Actual Units			Actual Units	
Program Year 4	Fund Source: ▼	Proposed Amt.		Fund Source: ▼	Proposed Amt.	
		Actual Amount			Actual Amount	
	Fund Source: ▼	Proposed Amt.		Fund Source: ▼	Proposed Amt.	
		Actual Amount			Actual Amount	
	Accompl. Type: ▼	Proposed Units		Accompl. Type: ▼	Proposed Units	
		Actual Units			Actual Units	
Program Year 5	Fund Source: ▼	Proposed Amt.		Fund Source: ▼	Proposed Amt.	
		Actual Amount			Actual Amount	
	Fund Source: ▼	Proposed Amt.		Fund Source: ▼	Proposed Amt.	
		Actual Amount			Actual Amount	
	Accompl. Type: ▼	Proposed Units		Accompl. Type: ▼	Proposed Units	
		Actual Units			Actual Units	
	Accompl. Type: ▼	Proposed Units		Accompl. Type: ▼	Proposed Units	
		Actual Units			Actual Units	

Project Name: BC Rodent Control Services				
Description:	IDIS Project #: UOG Code: PA429007 BEAVER COUNTY			
RB Abatement of rats in homes of low/mod income residents of Beaver County				
Location: 105502, 469 Constitution Blvd, Countywide, New Brighton 15066	Priority Need Category Select one: Public Services ▼			
Expected Completion Date: (08/31/2012)	Explanation: PS 570.201(e) LMC 570.208(a)(2)(b) IDIS #			
Objective Category <input type="radio"/> Decent Housing <input checked="" type="radio"/> Suitable Living Environment <input type="radio"/> Economic Opportunity	Specific Objectives			
Outcome Categories <input type="checkbox"/> Availability/Accessibility <input type="checkbox"/> Affordability <input checked="" type="checkbox"/> Sustainability	1 Improve the services for low/mod income persons ▼ 2 ▼ 3 ▼			
Project-level Accomplishments	01 People ▼	Proposed 200	Accompl. Type: ▼	Proposed
		Underway		Underway
		Complete		Complete
	Accompl. Type: ▼	Proposed	Accompl. Type: ▼	Proposed
		Underway		Underway
		Complete		Complete
	Accompl. Type: ▼	Proposed	Accompl. Type: ▼	Proposed
		Underway		Underway
		Complete		Complete
Proposed Outcome	Performance Measure	Actual Outcome		
DH-3(05)	benefit LM people through BC Rodent Control			
05 Public Services (General) 570.201(e) ▼		Matrix Codes ▼		
Matrix Codes ▼		Matrix Codes ▼		
Matrix Codes ▼		Matrix Codes ▼		
Program Year 1	CDBG ▼	Proposed Amt. 20,000	Fund Source: ▼	Proposed Amt.
		Actual Amount		Actual Amount
	Fund Source: ▼	Proposed Amt.	Fund Source: ▼	Proposed Amt.
		Actual Amount		Actual Amount
	Accompl. Type: ▼	Proposed Units	Accompl. Type: ▼	Proposed Units
		Actual Units		Actual Units
	Accompl. Type: ▼	Proposed Units	Accompl. Type: ▼	Proposed Units
		Actual Units		Actual Units
		Actual Units		Actual Units

Program Year 2	Fund Source: ▼	Proposed Amt.		Fund Source: ▼	Proposed Amt.	
		Actual Amount			Actual Amount	
	Fund Source: ▼	Proposed Amt.		Fund Source: ▼	Proposed Amt.	
		Actual Amount			Actual Amount	
	Accompl. Type: ▼	Proposed Units		Accompl. Type: ▼	Proposed Units	
		Actual Units			Actual Units	
Program Year 3	Fund Source: ▼	Proposed Amt.		Fund Source: ▼	Proposed Amt.	
		Actual Amount			Actual Amount	
	Fund Source: ▼	Proposed Amt.		Fund Source: ▼	Proposed Amt.	
		Actual Amount			Actual Amount	
	Accompl. Type: ▼	Proposed Units		Accompl. Type: ▼	Proposed Units	
		Actual Units			Actual Units	
Program Year 4	Fund Source: ▼	Proposed Amt.		Fund Source: ▼	Proposed Amt.	
		Actual Amount			Actual Amount	
	Fund Source: ▼	Proposed Amt.		Fund Source: ▼	Proposed Amt.	
		Actual Amount			Actual Amount	
	Accompl. Type: ▼	Proposed Units		Accompl. Type: ▼	Proposed Units	
		Actual Units			Actual Units	
Program Year 5	Fund Source: ▼	Proposed Amt.		Fund Source: ▼	Proposed Amt.	
		Actual Amount			Actual Amount	
	Fund Source: ▼	Proposed Amt.		Fund Source: ▼	Proposed Amt.	
		Actual Amount			Actual Amount	
	Accompl. Type: ▼	Proposed Units		Accompl. Type: ▼	Proposed Units	
		Actual Units			Actual Units	
	Accompl. Type: ▼	Proposed Units		Accompl. Type: ▼	Proposed Units	
		Actual Units			Actual Units	

Project Name: Beaver Falls Paving					
Description:	IDIS Project #: UOG Code: PA429007 BEAVER COUNTY				
Pave various streets throughout city including 14th Ave from W 9th st to W 8th St. 16th Ave from city line to 7th St, 6th St from 15th Ave to 14th Ave, 15th Ave from W 9th St to 7th St, W 8th St from 18th Ave to dead end, 21st St from East Ave to 12th Ave (Mt. Washington)					
Location:	Priority Need Category				
Enter location, address, zip codes, census tracks, or other elements that will help to identify the location of the project.	Select one: Infrastructure ▼				
Expected Completion Date: (08/31/2012)	Explanation: PFI 570.201 (c) LMA-CT Beaver Falls IDIS #				
Objective Category <input type="radio"/> Decent Housing <input checked="" type="radio"/> Suitable Living Environment <input type="radio"/> Economic Opportunity	Specific Objectives				
Outcome Categories <input type="checkbox"/> Availability/Accessibility <input type="checkbox"/> Affordability <input checked="" type="checkbox"/> Sustainability	1 Improve quality / increase quantity of public improvements for lower income persons ▼ 2 ▼ 3 ▼				
Project-level Accomplishments	01 People ▼	Proposed	8760	Accompl. Type: ▼	Proposed
		Underway			Underway
		Complete			Complete
	Accompl. Type: ▼	Proposed		Accompl. Type: ▼	Proposed
		Underway			Underway
		Complete			Complete
	Accompl. Type: ▼	Proposed		Accompl. Type: ▼	Proposed
		Underway			Underway
		Complete			Complete
Proposed Outcome	Performance Measure	Actual Outcome			
SL-3(03K)	Benefit LM people through Beaver Falls Paving				
03J Water/Sewer Improvements 570.201(c) ▼	Matrix Codes ▼				
Matrix Codes ▼	Matrix Codes ▼				
Matrix Codes ▼	Matrix Codes ▼				
Program Year 1	CDBG ▼	Proposed Amt.	75,000	Fund Source: ▼	Proposed Amt.
		Actual Amount			Actual Amount
	Fund Source: ▼	Proposed Amt.		Fund Source: ▼	Proposed Amt.
		Actual Amount			Actual Amount
	Accompl. Type: ▼	Proposed Units		Accompl. Type: ▼	Proposed Units
		Actual Units			Actual Units
	Accompl. Type: ▼	Proposed Units		Accompl. Type: ▼	Proposed Units
		Actual Units			Actual Units

Program Year 2	Fund Source: ▼	Proposed Amt.		Fund Source: ▼	Proposed Amt.	
		Actual Amount			Actual Amount	
	Fund Source: ▼	Proposed Amt.		Fund Source: ▼	Proposed Amt.	
		Actual Amount			Actual Amount	
	Accompl. Type: ▼	Proposed Units		Accompl. Type: ▼	Proposed Units	
		Actual Units			Actual Units	
Program Year 3	Fund Source: ▼	Proposed Amt.		Fund Source: ▼	Proposed Amt.	
		Actual Amount			Actual Amount	
	Fund Source: ▼	Proposed Amt.		Fund Source: ▼	Proposed Amt.	
		Actual Amount			Actual Amount	
	Accompl. Type: ▼	Proposed Units		Accompl. Type: ▼	Proposed Units	
		Actual Units			Actual Units	
Program Year 4	Fund Source: ▼	Proposed Amt.		Fund Source: ▼	Proposed Amt.	
		Actual Amount			Actual Amount	
	Fund Source: ▼	Proposed Amt.		Fund Source: ▼	Proposed Amt.	
		Actual Amount			Actual Amount	
	Accompl. Type: ▼	Proposed Units		Accompl. Type: ▼	Proposed Units	
		Actual Units			Actual Units	
Program Year 5	Fund Source: ▼	Proposed Amt.		Fund Source: ▼	Proposed Amt.	
		Actual Amount			Actual Amount	
	Fund Source: ▼	Proposed Amt.		Fund Source: ▼	Proposed Amt.	
		Actual Amount			Actual Amount	
	Accompl. Type: ▼	Proposed Units		Accompl. Type: ▼	Proposed Units	
		Actual Units			Actual Units	

Project Name: Big BF SD Concession Restrooms					
Description:	IDIS Project #: UOG Code: PA429007 BEAVER COUNTY				
Construct handicap accessible restrooms at concession stand of BBFASD Bruno Athletic Complex & Namath Field					
Location: 100501, 16th St, Big Beaver Falls School District, Beaver Falls, 15010	Priority Need Category Select one: Public Facilities				
Expected Completion Date: (08/31/2012)	Explanation: PFI 570.201(c) LMC Arch Barrier Removal 570.208(a)(2)(ii) all disable people in Big Beaver, Eastvale, New Galilee, Beaver Falls, White & Koppel				
Objective Category <input type="radio"/> Decent Housing <input checked="" type="radio"/> Suitable Living Environment <input type="radio"/> Economic Opportunity	Specific Objectives				
Outcome Categories <input checked="" type="checkbox"/> Availability/Accessibility <input type="checkbox"/> Affordability <input type="checkbox"/> Sustainability	1 Improve quality / increase quantity of neighborhood facilities for low-income persons 2 3				
Project-level Accomplishments	01 People	Proposed	1912	Accompl. Type:	Proposed
		Underway			Underway
		Complete			Complete
	Accompl. Type:	Proposed		Accompl. Type:	Proposed
		Underway			Underway
		Complete			Complete
	Accompl. Type:	Proposed		Accompl. Type:	Proposed
		Underway			Underway
		Complete			Complete
Proposed Outcome	Performance Measure	Actual Outcome			
SL-1(03F)	benefit LM people through Construction of Big Beaver Falls SD Concession Restrooms				
03F Parks, Recreational Facilities 570.201(c)	Matrix Codes				
Matrix Codes	Matrix Codes				
Matrix Codes	Matrix Codes				
Program Year 1	CDBG	Proposed Amt.	25,000	Fund Source:	Proposed Amt.
		Actual Amount			Actual Amount
	Fund Source:	Proposed Amt.		Fund Source:	Proposed Amt.
		Actual Amount			Actual Amount
	Accompl. Type:	Proposed Units		Accompl. Type:	Proposed Units
		Actual Units			Actual Units
	Accompl. Type:	Proposed Units		Accompl. Type:	Proposed Units
		Actual Units			Actual Units

Program Year 2	Fund Source: ▼	Proposed Amt.		Fund Source: ▼	Proposed Amt.	
		Actual Amount			Actual Amount	
	Fund Source: ▼	Proposed Amt.		Fund Source: ▼	Proposed Amt.	
		Actual Amount			Actual Amount	
	Accompl. Type: ▼	Proposed Units		Accompl. Type: ▼	Proposed Units	
		Actual Units			Actual Units	
Program Year 3	Fund Source: ▼	Proposed Amt.		Fund Source: ▼	Proposed Amt.	
		Actual Amount			Actual Amount	
	Fund Source: ▼	Proposed Amt.		Fund Source: ▼	Proposed Amt.	
		Actual Amount			Actual Amount	
	Accompl. Type: ▼	Proposed Units		Accompl. Type: ▼	Proposed Units	
		Actual Units			Actual Units	
Program Year 4	Fund Source: ▼	Proposed Amt.		Fund Source: ▼	Proposed Amt.	
		Actual Amount			Actual Amount	
	Fund Source: ▼	Proposed Amt.		Fund Source: ▼	Proposed Amt.	
		Actual Amount			Actual Amount	
	Accompl. Type: ▼	Proposed Units		Accompl. Type: ▼	Proposed Units	
		Actual Units			Actual Units	
Program Year 5	Fund Source: ▼	Proposed Amt.		Fund Source: ▼	Proposed Amt.	
		Actual Amount			Actual Amount	
	Fund Source: ▼	Proposed Amt.		Fund Source: ▼	Proposed Amt.	
		Actual Amount			Actual Amount	
	Accompl. Type: ▼	Proposed Units		Accompl. Type: ▼	Proposed Units	
		Actual Units			Actual Units	
	Accompl. Type: ▼	Proposed Units		Accompl. Type: ▼	Proposed Units	
		Actual Units			Actual Units	

Project Name: Midland Library Improvements					
Description: Improvements for ADA accessibility	IDIS Project #: UOG Code: PA429007 BEAVER COUNTY				
Location: 103502, 61 Ninth St, Communitywide, Midland 15009	Priority Need Category Select one: Public Facilities				
Expected Completion Date: (08/31/2012)	Explanation: PFI 570.201 (c), LMC Arch Barrier 570,208(a)(2)(ii) All physically disabled in CT 6028				
Objective Category <input type="radio"/> Decent Housing <input checked="" type="radio"/> Suitable Living Environment <input type="radio"/> Economic Opportunity	Specific Objectives				
Outcome Categories <input type="checkbox"/> Availability/Accessibility <input type="checkbox"/> Affordability <input checked="" type="checkbox"/> Sustainability	1 Improve quality / increase quantity of neighborhood facilities for low-income persons 2 3				
Project-level Accomplishments	01 People	Proposed	447	Accompl. Type:	Proposed
		Underway			Underway
		Complete			Complete
	Accompl. Type:	Proposed		Accompl. Type:	Proposed
		Underway			Underway
		Complete			Complete
	Accompl. Type:	Proposed		Accompl. Type:	Proposed
		Underway			Underway
		Complete			Complete
Proposed Outcome	Performance Measure	Actual Outcome			
SL-1(03E)	benefit LM people through Midland Library Improvements				
03E Neighborhood Facilities 570.201(c)	Matrix Codes				
Matrix Codes	Matrix Codes				
Matrix Codes	Matrix Codes				
Program Year 1	CDBG	Proposed Amt.	25,000	Fund Source:	Proposed Amt.
		Actual Amount			Actual Amount
	Fund Source:	Proposed Amt.		Fund Source:	Proposed Amt.
		Actual Amount			Actual Amount
	Accompl. Type:	Proposed Units		Accompl. Type:	Proposed Units
		Actual Units			Actual Units
	Accompl. Type:	Proposed Units		Accompl. Type:	Proposed Units
		Actual Units			Actual Units

Program Year 2	Fund Source: ▼	Proposed Amt.		Fund Source: ▼	Proposed Amt.	
		Actual Amount			Actual Amount	
	Fund Source: ▼	Proposed Amt.		Fund Source: ▼	Proposed Amt.	
		Actual Amount			Actual Amount	
	Accompl. Type: ▼	Proposed Units		Accompl. Type: ▼	Proposed Units	
		Actual Units			Actual Units	
Program Year 3	Fund Source: ▼	Proposed Amt.		Fund Source: ▼	Proposed Amt.	
		Actual Amount			Actual Amount	
	Fund Source: ▼	Proposed Amt.		Fund Source: ▼	Proposed Amt.	
		Actual Amount			Actual Amount	
	Accompl. Type: ▼	Proposed Units		Accompl. Type: ▼	Proposed Units	
		Actual Units			Actual Units	
Program Year 4	Fund Source: ▼	Proposed Amt.		Fund Source: ▼	Proposed Amt.	
		Actual Amount			Actual Amount	
	Fund Source: ▼	Proposed Amt.		Fund Source: ▼	Proposed Amt.	
		Actual Amount			Actual Amount	
	Accompl. Type: ▼	Proposed Units		Accompl. Type: ▼	Proposed Units	
		Actual Units			Actual Units	
Program Year 5	Fund Source: ▼	Proposed Amt.		Fund Source: ▼	Proposed Amt.	
		Actual Amount			Actual Amount	
	Fund Source: ▼	Proposed Amt.		Fund Source: ▼	Proposed Amt.	
		Actual Amount			Actual Amount	
	Accompl. Type: ▼	Proposed Units		Accompl. Type: ▼	Proposed Units	
		Actual Units			Actual Units	
	Accompl. Type: ▼	Proposed Units		Accompl. Type: ▼	Proposed Units	
		Actual Units			Actual Units	

Project Name: CED Bridgewater Trail N Ph II				
Description:	IDIS Project #: UOG Code: PA429007 BEAVER COUNTY			
LT Construction of pedestrian trail				
Location: 100700, Riverside Dr, Communitywide, Bridgewater 15009	Priority Need Category Select one: Public Facilities ▼			
Expected Completion Date: (08/31/2012)	Explanation: PFI 570.201(c), SBA 570.208(b)(1) S&B Borough of Bridgewater Res No. 06-2006 10/17/06, 40% blighted area north of the Beaver River on Riverside Drive to Rt. 51. Subrecipient Beaver County Corporation for Economic Development IDIS #			
Objective Category <input type="radio"/> Decent Housing <input checked="" type="radio"/> Suitable Living Environment <input type="radio"/> Economic Opportunity	Specific Objectives			
Outcome Categories <input checked="" type="checkbox"/> Availability/Accessibility <input type="checkbox"/> Affordability <input type="checkbox"/> Sustainability	1 Improve quality / increase quantity of neighborhood facilities for low-income persons ▼ 2 ▼ 3 ▼			
Project-level Accomplishments	11 Public Facilities ▼	Proposed 1	Accompl. Type: ▼	Proposed
		Underway		Underway
		Complete		Complete
	Accompl. Type: ▼	Proposed	Accompl. Type: ▼	Proposed
		Underway		Underway
		Complete		Complete
	Accompl. Type: ▼	Proposed	Accompl. Type: ▼	Proposed
		Underway		Underway
		Complete		Complete
Proposed Outcome	Performance Measure	Actual Outcome		
SL-1(03F)	Eliminate blight through Construction of CED Bridgewater Trail North Phase II			
03F Parks, Recreational Facilities 570.201(c) ▼	Matrix Codes ▼	Matrix Codes ▼		
Matrix Codes ▼	Matrix Codes ▼	Matrix Codes ▼		
Matrix Codes ▼	Matrix Codes ▼	Matrix Codes ▼		
Program Year 1	CDBG ▼	Proposed Amt. 200,000	Fund Source: ▼	Proposed Amt.
		Actual Amount		Actual Amount
	Fund Source: ▼	Proposed Amt.	Fund Source: ▼	Proposed Amt.
		Actual Amount		Actual Amount
	Accompl. Type: ▼	Proposed Units	Accompl. Type: ▼	Proposed Units
		Actual Units		Actual Units
	Accompl. Type: ▼	Proposed Units	Accompl. Type: ▼	Proposed Units
		Actual Units		Actual Units

Program Year 2	Fund Source: ▼	Proposed Amt.		Fund Source: ▼	Proposed Amt.	
		Actual Amount			Actual Amount	
	Fund Source: ▼	Proposed Amt.		Fund Source: ▼	Proposed Amt.	
		Actual Amount			Actual Amount	
Program Year 3	Accompl. Type: ▼	Proposed Units		Accompl. Type: ▼	Proposed Units	
		Actual Units			Actual Units	
	Accompl. Type: ▼	Proposed Units		Accompl. Type: ▼	Proposed Units	
		Actual Units			Actual Units	
Program Year 4	Fund Source: ▼	Proposed Amt.		Fund Source: ▼	Proposed Amt.	
		Actual Amount			Actual Amount	
	Fund Source: ▼	Proposed Amt.		Fund Source: ▼	Proposed Amt.	
		Actual Amount			Actual Amount	
Program Year 5	Accompl. Type: ▼	Proposed Units		Accompl. Type: ▼	Proposed Units	
		Actual Units			Actual Units	
	Accompl. Type: ▼	Proposed Units		Accompl. Type: ▼	Proposed Units	
		Actual Units			Actual Units	

Project Name: CCAE ADA Renovation					
Description: ADA accessibility renovations	IDIS Project #: UOG Code: PA429007 BEAVER COUNTY				
Location: Enter location, address, zip codes, census tracts, or other elements that will help to identify the location of the project.	Priority Need Category: Select one: Public Facilities				
Expected Completion Date: (08/31/2012)	Explanation: PFI 570.201(c), LMC Arch Barrier 570.208(a)(2)(ii) All disabled in Beaver Falls CTs IDIS #				
Objective Category: <input type="radio"/> Decent Housing <input checked="" type="radio"/> Suitable Living Environment <input type="radio"/> Economic Opportunity	Specific Objectives:				
Outcome Categories: <input checked="" type="checkbox"/> Availability/Accessibility <input type="checkbox"/> Affordability <input type="checkbox"/> Sustainability	1 Improve quality / increase quantity of neighborhood facilities for low-income persons 2 3				
Project-level Accomplishments	01 People	Proposed	1117	Accompl. Type:	Proposed
		Underway			Underway
		Complete			Complete
	Accompl. Type:	Proposed		Accompl. Type:	Proposed
		Underway			Underway
		Complete			Complete
	Accompl. Type:	Proposed		Accompl. Type:	Proposed
		Underway			Underway
		Complete			Complete
Proposed Outcome	Performance Measure	Actual Outcome			
SL-1(03E)	benefit LM people through CCAE ADA Renovation				
03E Neighborhood Facilities 570.201(c)		Matrix Codes			
Matrix Codes		Matrix Codes			
Matrix Codes		Matrix Codes			
Program Year 1	CDBG	Proposed Amt.	10,000	Fund Source:	Proposed Amt.
		Actual Amount			Actual Amount
	Fund Source:	Proposed Amt.		Fund Source:	Proposed Amt.
		Actual Amount			Actual Amount
	Accompl. Type:	Proposed Units		Accompl. Type:	Proposed Units
		Actual Units			Actual Units
	Accompl. Type:	Proposed Units		Accompl. Type:	Proposed Units
		Actual Units			Actual Units

Program Year 2	Fund Source: ▼	Proposed Amt.		Fund Source: ▼	Proposed Amt.	
		Actual Amount			Actual Amount	
	Fund Source: ▼	Proposed Amt.		Fund Source: ▼	Proposed Amt.	
		Actual Amount			Actual Amount	
	Accompl. Type: ▼	Proposed Units		Accompl. Type: ▼	Proposed Units	
		Actual Units			Actual Units	
	Accompl. Type: ▼	Proposed Units		Accompl. Type: ▼	Proposed Units	
		Actual Units			Actual Units	
Program Year 3	Fund Source: ▼	Proposed Amt.		Fund Source: ▼	Proposed Amt.	
		Actual Amount			Actual Amount	
	Fund Source: ▼	Proposed Amt.		Fund Source: ▼	Proposed Amt.	
		Actual Amount			Actual Amount	
	Accompl. Type: ▼	Proposed Units		Accompl. Type: ▼	Proposed Units	
		Actual Units			Actual Units	
	Accompl. Type: ▼	Proposed Units		Accompl. Type: ▼	Proposed Units	
		Actual Units			Actual Units	
Program Year 4	Fund Source: ▼	Proposed Amt.		Fund Source: ▼	Proposed Amt.	
		Actual Amount			Actual Amount	
	Fund Source: ▼	Proposed Amt.		Fund Source: ▼	Proposed Amt.	
		Actual Amount			Actual Amount	
	Accompl. Type: ▼	Proposed Units		Accompl. Type: ▼	Proposed Units	
		Actual Units			Actual Units	
	Accompl. Type: ▼	Proposed Units		Accompl. Type: ▼	Proposed Units	
		Actual Units			Actual Units	
Program Year 5	Fund Source: ▼	Proposed Amt.		Fund Source: ▼	Proposed Amt.	
		Actual Amount			Actual Amount	
	Fund Source: ▼	Proposed Amt.		Fund Source: ▼	Proposed Amt.	
		Actual Amount			Actual Amount	
	Accompl. Type: ▼	Proposed Units		Accompl. Type: ▼	Proposed Units	
		Actual Units			Actual Units	
	Accompl. Type: ▼	Proposed Units		Accompl. Type: ▼	Proposed Units	
		Actual Units			Actual Units	

Project Name: Fallston Beaver St Storm Sewers					
Description: Intallation Storm Sewers on Beaver Street	IDIS Project #: UOG Code: PA429007 BEAVER COUNTY				
Location: 101900, Beaver St, Fallston 15066	Priority Need Category: Select one: Infrastructure				
Expected Completion Date: (08/31/2012)	PFI 570.201(c), LMA-S 570.208(a)(1)				
Objective Category: <input type="radio"/> Decent Housing <input checked="" type="radio"/> Suitable Living Environment <input type="radio"/> Economic Opportunity	Specific Objectives				
Outcome Categories: <input checked="" type="checkbox"/> Availability/Accessibility <input type="checkbox"/> Affordability <input type="checkbox"/> Sustainability	1 Improve quality / increase quantity of public improvements for lower income persons 2 3				
Project-level Accomplishments	01 People	Proposed	12	Accompl. Type:	Proposed
		Underway			Underway
		Complete			Complete
	Accompl. Type:	Proposed		Accompl. Type:	Proposed
		Underway			Underway
		Complete			Complete
	Accompl. Type:	Proposed		Accompl. Type:	Proposed
		Underway			Underway
		Complete			Complete
Proposed Outcome	Performance Measure	Actual Outcome			
SL-1(03J)	Installation of Fallston Beaver St Storm Sewers				
03J Water/Sewer Improvements 570.201(c)	Matrix Codes	Matrix Codes			
Matrix Codes	Matrix Codes	Matrix Codes			
Matrix Codes	Matrix Codes	Matrix Codes			
Program Year 1	CDBG	Proposed Amt.	50,000	Fund Source:	Proposed Amt.
		Actual Amount			Actual Amount
	Fund Source:	Proposed Amt.		Fund Source:	Proposed Amt.
		Actual Amount			Actual Amount
	Accompl. Type:	Proposed Units		Accompl. Type:	Proposed Units
		Actual Units			Actual Units
	Accompl. Type:	Proposed Units		Accompl. Type:	Proposed Units
		Actual Units			Actual Units

Program Year 2	Fund Source: ▼	Proposed Amt.		Fund Source: ▼	Proposed Amt.	
		Actual Amount			Actual Amount	
	Fund Source: ▼	Proposed Amt.		Fund Source: ▼	Proposed Amt.	
		Actual Amount			Actual Amount	
	Accompl. Type: ▼	Proposed Units		Accompl. Type: ▼	Proposed Units	
		Actual Units			Actual Units	
Program Year 3	Fund Source: ▼	Proposed Amt.		Fund Source: ▼	Proposed Amt.	
		Actual Amount			Actual Amount	
	Fund Source: ▼	Proposed Amt.		Fund Source: ▼	Proposed Amt.	
		Actual Amount			Actual Amount	
	Accompl. Type: ▼	Proposed Units		Accompl. Type: ▼	Proposed Units	
		Actual Units			Actual Units	
Program Year 4	Fund Source: ▼	Proposed Amt.		Fund Source: ▼	Proposed Amt.	
		Actual Amount			Actual Amount	
	Fund Source: ▼	Proposed Amt.		Fund Source: ▼	Proposed Amt.	
		Actual Amount			Actual Amount	
	Accompl. Type: ▼	Proposed Units		Accompl. Type: ▼	Proposed Units	
		Actual Units			Actual Units	
Program Year 5	Fund Source: ▼	Proposed Amt.		Fund Source: ▼	Proposed Amt.	
		Actual Amount			Actual Amount	
	Fund Source: ▼	Proposed Amt.		Fund Source: ▼	Proposed Amt.	
		Actual Amount			Actual Amount	
	Accompl. Type: ▼	Proposed Units		Accompl. Type: ▼	Proposed Units	
		Actual Units			Actual Units	

Project Name: Freedom Repavement						
Description: Repave 7th St in Freedom	IDIS Project #:					
UOG Code: PA429007 BEAVER COUNTY						
Location: 102200, 7th St, Freedom 15042	Priority Need Category Select one: Infrastructure					
Explanation:						
Expected Completion Date: (08/31/2012)	PFI 570.201(c), LMA-S 570.208(a)(1) 6 total, 6 LM					
Objective Category <input type="radio"/> Decent Housing <input checked="" type="radio"/> Suitable Living Environment <input type="radio"/> Economic Opportunity	Specific Objectives					
Outcome Categories <input type="checkbox"/> Availability/Accessibility <input type="checkbox"/> Affordability <input checked="" type="checkbox"/> Sustainability	1 Improve quality / increase quantity of public improvements for lower income persons 2 3					
Project-level Accomplishments	Accompl. Type: <input type="checkbox"/> Proposed <input type="checkbox"/> Underway <input type="checkbox"/> Complete	6	Accompl. Type: <input type="checkbox"/> Proposed <input type="checkbox"/> Underway <input type="checkbox"/> Complete			
	Accompl. Type: <input type="checkbox"/> Proposed <input type="checkbox"/> Underway <input type="checkbox"/> Complete		Accompl. Type: <input type="checkbox"/> Proposed <input type="checkbox"/> Underway <input type="checkbox"/> Complete			
	Accompl. Type: <input type="checkbox"/> Proposed <input type="checkbox"/> Underway <input type="checkbox"/> Complete		Accompl. Type: <input type="checkbox"/> Proposed <input type="checkbox"/> Underway <input type="checkbox"/> Complete			
	Accompl. Type: <input type="checkbox"/> Proposed <input type="checkbox"/> Underway <input type="checkbox"/> Complete		Accompl. Type: <input type="checkbox"/> Proposed <input type="checkbox"/> Underway <input type="checkbox"/> Complete			
	Accompl. Type: <input type="checkbox"/> Proposed <input type="checkbox"/> Underway <input type="checkbox"/> Complete		Accompl. Type: <input type="checkbox"/> Proposed <input type="checkbox"/> Underway <input type="checkbox"/> Complete			
	Accompl. Type: <input type="checkbox"/> Proposed <input type="checkbox"/> Underway <input type="checkbox"/> Complete		Accompl. Type: <input type="checkbox"/> Proposed <input type="checkbox"/> Underway <input type="checkbox"/> Complete			
	Accompl. Type: <input type="checkbox"/> Proposed <input type="checkbox"/> Underway <input type="checkbox"/> Complete		Accompl. Type: <input type="checkbox"/> Proposed <input type="checkbox"/> Underway <input type="checkbox"/> Complete			
	Accompl. Type: <input type="checkbox"/> Proposed <input type="checkbox"/> Underway <input type="checkbox"/> Complete		Accompl. Type: <input type="checkbox"/> Proposed <input type="checkbox"/> Underway <input type="checkbox"/> Complete			
	Accompl. Type: <input type="checkbox"/> Proposed <input type="checkbox"/> Underway <input type="checkbox"/> Complete		Accompl. Type: <input type="checkbox"/> Proposed <input type="checkbox"/> Underway <input type="checkbox"/> Complete			
Proposed Outcome SL-3(03K)	Performance Measure Benefit LM People through repavement of 7th St	Actual Outcome				
03K Street Improvements 570.201(c)	Matrix Codes	Matrix Codes				
Matrix Codes	Matrix Codes	Matrix Codes				
Matrix Codes	Matrix Codes	Matrix Codes				
Program Year 1	CDBG	Proposed Amt.	50,000	Fund Source:	Proposed Amt.	
		Actual Amount			Actual Amount	
	Fund Source:	Proposed Amt.		Fund Source:	Proposed Amt.	
		Actual Amount			Actual Amount	
	Accompl. Type:	Proposed Units		Accompl. Type:	Proposed Units	
		Actual Units			Actual Units	
	Accompl. Type:	Proposed Units		Accompl. Type:	Proposed Units	
		Actual Units			Actual Units	
		Proposed Units			Proposed Units	
		Actual Units			Actual Units	
		Proposed Units			Proposed Units	
		Actual Units			Actual Units	

Program Year 2	Fund Source: ▼	Proposed Amt.		Fund Source: ▼	Proposed Amt.	
		Actual Amount			Actual Amount	
	Fund Source: ▼	Proposed Amt.		Fund Source: ▼	Proposed Amt.	
		Actual Amount			Actual Amount	
	Accompl. Type: ▼	Proposed Units		Accompl. Type: ▼	Proposed Units	
		Actual Units			Actual Units	
Accompl. Type: ▼	Proposed Units		Accompl. Type: ▼	Proposed Units		
	Actual Units			Actual Units		
Program Year 3	Fund Source: ▼	Proposed Amt.		Fund Source: ▼	Proposed Amt.	
		Actual Amount			Actual Amount	
	Fund Source: ▼	Proposed Amt.		Fund Source: ▼	Proposed Amt.	
		Actual Amount			Actual Amount	
	Accompl. Type: ▼	Proposed Units		Accompl. Type: ▼	Proposed Units	
		Actual Units			Actual Units	
Accompl. Type: ▼	Proposed Units		Accompl. Type: ▼	Proposed Units		
	Actual Units			Actual Units		
Program Year 4	Fund Source: ▼	Proposed Amt.		Fund Source: ▼	Proposed Amt.	
		Actual Amount			Actual Amount	
	Fund Source: ▼	Proposed Amt.		Fund Source: ▼	Proposed Amt.	
		Actual Amount			Actual Amount	
	Accompl. Type: ▼	Proposed Units		Accompl. Type: ▼	Proposed Units	
		Actual Units			Actual Units	
Accompl. Type: ▼	Proposed Units		Accompl. Type: ▼	Proposed Units		
	Actual Units			Actual Units		
Program Year 5	Fund Source: ▼	Proposed Amt.		Fund Source: ▼	Proposed Amt.	
		Actual Amount			Actual Amount	
	Fund Source: ▼	Proposed Amt.		Fund Source: ▼	Proposed Amt.	
		Actual Amount			Actual Amount	
	Accompl. Type: ▼	Proposed Units		Accompl. Type: ▼	Proposed Units	
		Actual Units			Actual Units	
Accompl. Type: ▼	Proposed Units		Accompl. Type: ▼	Proposed Units		
	Actual Units			Actual Units		

Project Name: Friendship Ridge eMAR				
Description:	IDIS Project #: UOG Code: PA429007 BEAVER COUNTY			
Purchase of electronic medication administration record (eMAR) system for Friendship Ridge				
Location: 105512, 246 Friendship Circle, Beaver 15009	Priority Need Category Select one: Public Services ▼			
Expected Completion Date: (08/31/2012)	Explanation: PS 570.201(e), LMC presumed 570.208(a)(2)(i)(A) elderly and people with disabilities			
Objective Category <input type="radio"/> Decent Housing <input checked="" type="radio"/> Suitable Living Environment <input type="radio"/> Economic Opportunity	Specific Objectives			
Outcome Categories <input checked="" type="checkbox"/> Availability/Accessibility <input type="checkbox"/> Affordability <input type="checkbox"/> Sustainability	1 Improve the services for low/mod income persons. ▼ 2 ▼ 3 ▼			
Project-level Accomplishments	01 People ▼	Proposed 550	Accompl. Type: ▼	Proposed
		Underway		Underway
		Complete		Complete
	Accompl. Type: ▼	Proposed	Accompl. Type: ▼	Proposed
		Underway		Underway
		Complete		Complete
	Accompl. Type: ▼	Proposed	Accompl. Type: ▼	Proposed
		Underway		Underway
		Complete		Complete
Proposed Outcome	Performance Measure	Actual Outcome		
SL-1(05M)	Benefit LM residents of Friendship Ridge through eMAR			
05M Health Services 570.201(e) ▼	Matrix Codes ▼	Matrix Codes ▼		
Matrix Codes ▼	Matrix Codes ▼	Matrix Codes ▼		
Matrix Codes ▼	Matrix Codes ▼	Matrix Codes ▼		
Program Year 1	CDBG ▼	Proposed Amt. 50,000	Fund Source: ▼	Proposed Amt.
		Actual Amount		Actual Amount
	Fund Source: ▼	Proposed Amt.	Fund Source: ▼	Proposed Amt.
		Actual Amount		Actual Amount
	Accompl. Type: ▼	Proposed Units	Accompl. Type: ▼	Proposed Units
		Actual Units		Actual Units
	Accompl. Type: ▼	Proposed Units	Accompl. Type: ▼	Proposed Units
		Actual Units		Actual Units

Program Year 2	Fund Source: ▼	Proposed Amt.		Fund Source: ▼	Proposed Amt.	
		Actual Amount			Actual Amount	
	Fund Source: ▼	Proposed Amt.		Fund Source: ▼	Proposed Amt.	
		Actual Amount			Actual Amount	
	Accompl. Type: ▼	Proposed Units		Accompl. Type: ▼	Proposed Units	
		Actual Units			Actual Units	
	Accompl. Type: ▼	Proposed Units		Accompl. Type: ▼	Proposed Units	
		Actual Units			Actual Units	
Program Year 3	Fund Source: ▼	Proposed Amt.		Fund Source: ▼	Proposed Amt.	
		Actual Amount			Actual Amount	
	Fund Source: ▼	Proposed Amt.		Fund Source: ▼	Proposed Amt.	
		Actual Amount			Actual Amount	
	Accompl. Type: ▼	Proposed Units		Accompl. Type: ▼	Proposed Units	
		Actual Units			Actual Units	
	Accompl. Type: ▼	Proposed Units		Accompl. Type: ▼	Proposed Units	
		Actual Units			Actual Units	
Program Year 4	Fund Source: ▼	Proposed Amt.		Fund Source: ▼	Proposed Amt.	
		Actual Amount			Actual Amount	
	Fund Source: ▼	Proposed Amt.		Fund Source: ▼	Proposed Amt.	
		Actual Amount			Actual Amount	
	Accompl. Type: ▼	Proposed Units		Accompl. Type: ▼	Proposed Units	
		Actual Units			Actual Units	
	Accompl. Type: ▼	Proposed Units		Accompl. Type: ▼	Proposed Units	
		Actual Units			Actual Units	
Program Year 5	Fund Source: ▼	Proposed Amt.		Fund Source: ▼	Proposed Amt.	
		Actual Amount			Actual Amount	
	Fund Source: ▼	Proposed Amt.		Fund Source: ▼	Proposed Amt.	
		Actual Amount			Actual Amount	
	Accompl. Type: ▼	Proposed Units		Accompl. Type: ▼	Proposed Units	
		Actual Units			Actual Units	
	Accompl. Type: ▼	Proposed Units		Accompl. Type: ▼	Proposed Units	
		Actual Units			Actual Units	

Project Name: Geneva After School Enrichment		
Description:	IDIS Project #: UOG Code: PA429007 BEAVER COUNTY SM After school and parent education for low income families for youth grades 1-8	
Location: CD095510, 3200 College Avenue = Aliquippa, Beaver Falls, New Brighton, Rochester = Beaver Falls, 15010	Priority Need Category Select one: Public Services	
Expected Completion Date: (08/31/2012)	Explanation: PS 570.201(e) (Youth) LMC 570.208 (a)(2)(i). Subrecipient is Geneva College. IDIS#	
Objective Category <input type="radio"/> Decent Housing <input checked="" type="radio"/> Suitable Living Environment <input type="radio"/> Economic Opportunity	Specific Objectives	
Outcome Categories <input checked="" type="checkbox"/> Availability/Accessibility <input type="checkbox"/> Affordability <input type="checkbox"/> Sustainability	1 Improve the services for low/mod income persons 2 3	
Project-level Accomplishments	Accompl. Type: <input type="checkbox"/> Proposed 150 <input type="checkbox"/> Underway <input type="checkbox"/> Complete	Accompl. Type: <input type="checkbox"/> Proposed <input type="checkbox"/> Underway <input type="checkbox"/> Complete
	Accompl. Type: <input type="checkbox"/> Proposed <input type="checkbox"/> Underway <input type="checkbox"/> Complete	Accompl. Type: <input type="checkbox"/> Proposed <input type="checkbox"/> Underway <input type="checkbox"/> Complete
	Accompl. Type: <input type="checkbox"/> Proposed <input type="checkbox"/> Underway <input type="checkbox"/> Complete	Accompl. Type: <input type="checkbox"/> Proposed <input type="checkbox"/> Underway <input type="checkbox"/> Complete
	Proposed Outcome Performance Measure Actual Outcome	
	SL-1(05D) to assist low income youth through Geneva After School Enrichment	
	03J Water/Sewer Improvements 570.201(c)	Matrix Codes
	Matrix Codes	Matrix Codes
	Matrix Codes	Matrix Codes
	Program Year 1	Fund Source: <input type="checkbox"/> Proposed Amt. 65,000 Actual Amount
Fund Source: <input type="checkbox"/> Proposed Amt. Actual Amount		Fund Source: <input type="checkbox"/> Proposed Amt. Actual Amount
Accompl. Type: <input type="checkbox"/> Proposed Units Actual Units		Accompl. Type: <input type="checkbox"/> Proposed Units Actual Units
Accompl. Type: <input type="checkbox"/> Proposed Units Actual Units		Accompl. Type: <input type="checkbox"/> Proposed Units Actual Units

Program Year 2	Fund Source: ▼	Proposed Amt.		Fund Source: ▼	Proposed Amt.	
		Actual Amount			Actual Amount	
	Fund Source: ▼	Proposed Amt.		Fund Source: ▼	Proposed Amt.	
		Actual Amount			Actual Amount	
	Accompl. Type: ▼	Proposed Units		Accompl. Type: ▼	Proposed Units	
		Actual Units			Actual Units	
	Accompl. Type: ▼	Proposed Units		Accompl. Type: ▼	Proposed Units	
		Actual Units			Actual Units	
Program Year 3	Fund Source: ▼	Proposed Amt.		Fund Source: ▼	Proposed Amt.	
		Actual Amount			Actual Amount	
	Fund Source: ▼	Proposed Amt.		Fund Source: ▼	Proposed Amt.	
		Actual Amount			Actual Amount	
	Accompl. Type: ▼	Proposed Units		Accompl. Type: ▼	Proposed Units	
		Actual Units			Actual Units	
	Accompl. Type: ▼	Proposed Units		Accompl. Type: ▼	Proposed Units	
		Actual Units			Actual Units	
Program Year 4	Fund Source: ▼	Proposed Amt.		Fund Source: ▼	Proposed Amt.	
		Actual Amount			Actual Amount	
	Fund Source: ▼	Proposed Amt.		Fund Source: ▼	Proposed Amt.	
		Actual Amount			Actual Amount	
	Accompl. Type: ▼	Proposed Units		Accompl. Type: ▼	Proposed Units	
		Actual Units			Actual Units	
	Accompl. Type: ▼	Proposed Units		Accompl. Type: ▼	Proposed Units	
		Actual Units			Actual Units	
Program Year 5	Fund Source: ▼	Proposed Amt.		Fund Source: ▼	Proposed Amt.	
		Actual Amount			Actual Amount	
	Fund Source: ▼	Proposed Amt.		Fund Source: ▼	Proposed Amt.	
		Actual Amount			Actual Amount	
	Accompl. Type: ▼	Proposed Units		Accompl. Type: ▼	Proposed Units	
		Actual Units			Actual Units	
	Accompl. Type: ▼	Proposed Units		Accompl. Type: ▼	Proposed Units	
		Actual Units			Actual Units	

Project Name: HAP Gym Cooling				
Description: Installation of cooling system in gymnasium	IDIS Project #: UOG Code: PA429007 BEAVER COUNTY			
Location: 105509, 3007 School St, Countywide, Hopewell,15001	Priority Need Category Select one: Public Facilities ▼			
Expected Completion Date: (08/31/2012)	Explanation: Pfi 570.201(c), LMC-P 570.208(a)(2)(i)(A) people with disabilities			
Objective Category <input type="radio"/> Decent Housing <input checked="" type="radio"/> Suitable Living Environment <input type="radio"/> Economic Opportunity	Specific Objectives			
Outcome Categories <input checked="" type="checkbox"/> Availability/Accessibility <input type="checkbox"/> Affordability <input type="checkbox"/> Sustainability	1 Improve quality / increase quantity of neighborhood facilities for low-income persons ▼ 2 ▼ 3 ▼			
Project-level Accomplishments	01 People ▼	Proposed 125	Accompl. Type: ▼	Proposed
		Underway		Underway
		Complete		Complete
	Accompl. Type: ▼	Proposed	Accompl. Type: ▼	Proposed
		Underway		Underway
		Complete		Complete
	Accompl. Type: ▼	Proposed	Accompl. Type: ▼	Proposed
		Underway		Underway
		Complete		Complete
Proposed Outcome	Performance Measure	Actual Outcome		
SL-1(03B)	benefit LM people through HAP Gym Cooling			
03B Handicapped Centers 570.201(c) ▼	Matrix Codes ▼			
Matrix Codes ▼	Matrix Codes ▼			
Matrix Codes ▼	Matrix Codes ▼			
Program Year 1	CDBG ▼	Proposed Amt. 19,000	Fund Source: ▼	Proposed Amt.
		Actual Amount		Actual Amount
	Fund Source: ▼	Proposed Amt.	Fund Source: ▼	Proposed Amt.
		Actual Amount		Actual Amount
	Accompl. Type: ▼	Proposed Units	Accompl. Type: ▼	Proposed Units
		Actual Units		Actual Units
	Accompl. Type: ▼	Proposed Units	Accompl. Type: ▼	Proposed Units
		Actual Units		Actual Units

Program Year 2	Fund Source: ▼	Proposed Amt.		Fund Source: ▼	Proposed Amt.	
		Actual Amount			Actual Amount	
	Fund Source: ▼	Proposed Amt.		Fund Source: ▼	Proposed Amt.	
		Actual Amount			Actual Amount	
Program Year 3	Accompl. Type: ▼	Proposed Units		Accompl. Type: ▼	Proposed Units	
		Actual Units			Actual Units	
	Accompl. Type: ▼	Proposed Units		Accompl. Type: ▼	Proposed Units	
		Actual Units			Actual Units	
Program Year 4	Fund Source: ▼	Proposed Amt.		Fund Source: ▼	Proposed Amt.	
		Actual Amount			Actual Amount	
	Fund Source: ▼	Proposed Amt.		Fund Source: ▼	Proposed Amt.	
		Actual Amount			Actual Amount	
Program Year 5	Accompl. Type: ▼	Proposed Units		Accompl. Type: ▼	Proposed Units	
		Actual Units			Actual Units	
	Accompl. Type: ▼	Proposed Units		Accompl. Type: ▼	Proposed Units	
		Actual Units			Actual Units	

Project Name: Harmony Highview Ave Paving					
Description:	IDIS Project #: UOG Code: PA429007 BEAVER COUNTY				
Paving Harmony Highview Ave					
Location: Enter location, address, zip codes, census tracts, or other elements that will help to identify the location of the project.	Priority Need Category Select one: Infrastructure				
Expected Completion Date: (08/31/2012)	Explanation: PFI 570.201(c), LMA-S 570.208(a)(1) 19 tot, 12 LM, 63% LM IDIS #				
Objective Category <input type="radio"/> Decent Housing <input checked="" type="radio"/> Suitable Living Environment <input type="radio"/> Economic Opportunity	Specific Objectives				
Outcome Categories <input type="checkbox"/> Availability/Accessibility <input type="checkbox"/> Affordability <input checked="" type="checkbox"/> Sustainability	1 Improve quality / increase quantity of public improvements for lower income persons 2 3				
Project-level Accomplishments	01 People	Proposed	19	Accompl. Type:	Proposed
		Underway			Underway
		Complete			Complete
	Accompl. Type:	Proposed		Accompl. Type:	Proposed
		Underway			Underway
		Complete			Complete
	Accompl. Type:	Proposed		Accompl. Type:	Proposed
		Underway			Underway
		Complete			Complete
Proposed Outcome		Performance Measure		Actual Outcome	
SL-3(03K-1)		Benefit LM people through paving Highview Ave in Harmony			
03K Street Improvements 570.201(c)		Matrix Codes		Matrix Codes	
Matrix Codes		Matrix Codes		Matrix Codes	
Matrix Codes		Matrix Codes		Matrix Codes	
Program Year 1	CDBG	Proposed Amt.	35,000	Fund Source:	Proposed Amt.
		Actual Amount			Actual Amount
	Fund Source:	Proposed Amt.		Fund Source:	Proposed Amt.
		Actual Amount			Actual Amount
	Accompl. Type:	Proposed Units		Accompl. Type:	Proposed Units
		Actual Units			Actual Units
	Accompl. Type:	Proposed Units		Accompl. Type:	Proposed Units
		Actual Units			Actual Units

Program Year 2	Fund Source: ▼	Proposed Amt.		Fund Source: ▼	Proposed Amt.	
		Actual Amount			Actual Amount	
	Fund Source: ▼	Proposed Amt.		Fund Source: ▼	Proposed Amt.	
		Actual Amount			Actual Amount	
Program Year 3	Accompl. Type: ▼	Proposed Units		Accompl. Type: ▼	Proposed Units	
		Actual Units			Actual Units	
	Accompl. Type: ▼	Proposed Units		Accompl. Type: ▼	Proposed Units	
		Actual Units			Actual Units	
Program Year 4	Fund Source: ▼	Proposed Amt.		Fund Source: ▼	Proposed Amt.	
		Actual Amount			Actual Amount	
	Fund Source: ▼	Proposed Amt.		Fund Source: ▼	Proposed Amt.	
		Actual Amount			Actual Amount	
Program Year 5	Accompl. Type: ▼	Proposed Units		Accompl. Type: ▼	Proposed Units	
		Actual Units			Actual Units	
	Accompl. Type: ▼	Proposed Units		Accompl. Type: ▼	Proposed Units	
		Actual Units			Actual Units	

Project Name: HACB Home Improvement Program				
Description:	IDIS Project #: UOG Code: PA429007 BEAVER COUNTY			
CS Single Family residential rehabilitation for low income persons				
Location: 105500, 300 State Street, Countywide, Vanport, 15009	Priority Need Category Select one: Owner Occupied Housing ▼			
Expected Completion Date: (08/31/2012)	Explanation: Rehab 570.202(a)(1) LMH 570.208(a)(3). Subrecipient is Housing Authority of the County of Beaver. IDIS #			
Objective Category <input checked="" type="radio"/> Decent Housing <input type="radio"/> Suitable Living Environment <input type="radio"/> Economic Opportunity	Specific Objectives			
Outcome Categories <input type="checkbox"/> Availability/Accessibility <input type="checkbox"/> Affordability <input checked="" type="checkbox"/> Sustainability	1 Improve the quality of owner housing ▼ 2 ▼ 3 ▼			
Project-level Accomplishments	01 People ▼	Proposed 40	Accompl. Type: ▼	Proposed
		Underway		Underway
		Complete		Complete
	Accompl. Type: ▼	Proposed	Accompl. Type: ▼	Proposed
		Underway		Underway
		Complete		Complete
	Accompl. Type: ▼	Proposed	Accompl. Type: ▼	Proposed
		Underway		Underway
		Complete		Complete
Proposed Outcome	Performance Measure	Actual Outcome		
DH-3(14A)	rehab units for owner households with less than 30% MFI, 30-50% MFI, & 50-80% MFI			
14A Rehab; Single-Unit Residential 570.202 ▼	Matrix Codes ▼			
Matrix Codes ▼	Matrix Codes ▼			
Matrix Codes ▼	Matrix Codes ▼			
Program Year 1	CDBG ▼	Proposed Amt. 715,000	Fund Source: ▼	Proposed Amt.
		Actual Amount		Actual Amount
	Fund Source: ▼	Proposed Amt.	Fund Source: ▼	Proposed Amt.
		Actual Amount		Actual Amount
	Accompl. Type: ▼	Proposed Units	Accompl. Type: ▼	Proposed Units
		Actual Units		Actual Units
	Accompl. Type: ▼	Proposed Units	Accompl. Type: ▼	Proposed Units
		Actual Units		Actual Units

Program Year 2	Fund Source: ▼	Proposed Amt.		Fund Source: ▼	Proposed Amt.	
		Actual Amount			Actual Amount	
	Fund Source: ▼	Proposed Amt.		Fund Source: ▼	Proposed Amt.	
		Actual Amount			Actual Amount	
	Accompl. Type: ▼	Proposed Units		Accompl. Type: ▼	Proposed Units	
		Actual Units			Actual Units	
Program Year 3	Fund Source: ▼	Proposed Amt.		Fund Source: ▼	Proposed Amt.	
		Actual Amount			Actual Amount	
	Fund Source: ▼	Proposed Amt.		Fund Source: ▼	Proposed Amt.	
		Actual Amount			Actual Amount	
	Accompl. Type: ▼	Proposed Units		Accompl. Type: ▼	Proposed Units	
		Actual Units			Actual Units	
Program Year 4	Fund Source: ▼	Proposed Amt.		Fund Source: ▼	Proposed Amt.	
		Actual Amount			Actual Amount	
	Fund Source: ▼	Proposed Amt.		Fund Source: ▼	Proposed Amt.	
		Actual Amount			Actual Amount	
	Accompl. Type: ▼	Proposed Units		Accompl. Type: ▼	Proposed Units	
		Actual Units			Actual Units	
Program Year 5	Fund Source: ▼	Proposed Amt.		Fund Source: ▼	Proposed Amt.	
		Actual Amount			Actual Amount	
	Fund Source: ▼	Proposed Amt.		Fund Source: ▼	Proposed Amt.	
		Actual Amount			Actual Amount	
	Accompl. Type: ▼	Proposed Units		Accompl. Type: ▼	Proposed Units	
		Actual Units			Actual Units	
	Accompl. Type: ▼	Proposed Units		Accompl. Type: ▼	Proposed Units	
		Actual Units			Actual Units	

Project Name: Job Training Entrepneuership Ed					
Description:	IDIS Project #: UOG Code: PA429007 BEAVER COUNTY SM Start-up Business education workshop and individual technical assistance				
Location: 105511, 2103 Ninth Ave, Beaver Falls, 15010, Countywide	Priority Need Category: Select one: Economic Development				
Expected Completion Date: (08/31/2012)	MA 570.201(o)(1)(ii), LMC-LC 570.208(a)(4)(i), Subrecipient Job Training for Beaver County, IDIS #				
Objective Category: <input type="radio"/> Decent Housing <input type="radio"/> Suitable Living Environment <input checked="" type="radio"/> Economic Opportunity	Specific Objectives:				
Outcome Categories: <input checked="" type="checkbox"/> Availability/Accessibility <input type="checkbox"/> Affordability <input type="checkbox"/> Sustainability	1 Improve economic opportunities for low-income persons 2 3				
Project-level Accomplishments	08 Businesses	Proposed	55	Accompl. Type:	Proposed
		Underway			Underway
		Complete			Complete
	Accompl. Type:	Proposed		Accompl. Type:	Proposed
		Underway			Underway
		Complete			Complete
	Accompl. Type:	Proposed		Accompl. Type:	Proposed
		Underway			Underway
		Complete			Complete
Proposed Outcome	Performance Measure	Actual Outcome			
EO-1(18C)	Benefit LM businesses through Job Training Entrepneuership				
18C Micro-Enterprise Assistance	Matrix Codes	Matrix Codes			
Matrix Codes	Matrix Codes	Matrix Codes			
Matrix Codes	Matrix Codes	Matrix Codes			
Program Year 1	CDBG	Proposed Amt.	50,000	Fund Source:	Proposed Amt.
		Actual Amount			Actual Amount
	Fund Source:	Proposed Amt.		Fund Source:	Proposed Amt.
		Actual Amount			Actual Amount
	Accompl. Type:	Proposed Units		Accompl. Type:	Proposed Units
		Actual Units			Actual Units
	Accompl. Type:	Proposed Units		Accompl. Type:	Proposed Units
		Actual Units			Actual Units

Program Year 2	Fund Source: ▼	Proposed Amt.		Fund Source: ▼	Proposed Amt.	
		Actual Amount			Actual Amount	
	Fund Source: ▼	Proposed Amt.		Fund Source: ▼	Proposed Amt.	
		Actual Amount			Actual Amount	
Program Year 3	Accompl. Type: ▼	Proposed Units		Accompl. Type: ▼	Proposed Units	
		Actual Units			Actual Units	
	Accompl. Type: ▼	Proposed Units		Accompl. Type: ▼	Proposed Units	
		Actual Units			Actual Units	
Program Year 4	Fund Source: ▼	Proposed Amt.		Fund Source: ▼	Proposed Amt.	
		Actual Amount			Actual Amount	
	Fund Source: ▼	Proposed Amt.		Fund Source: ▼	Proposed Amt.	
		Actual Amount			Actual Amount	
Program Year 5	Accompl. Type: ▼	Proposed Units		Accompl. Type: ▼	Proposed Units	
		Actual Units			Actual Units	
	Accompl. Type: ▼	Proposed Units		Accompl. Type: ▼	Proposed Units	
		Actual Units			Actual Units	

Project Name: Midland Road Program					
Description: RB Repave Woodlane	IDIS Project #: UOG Code: PA429007 BEAVER COUNTY				
Location: CD093500, Virginia Ave, Elm St, Wood Lane, Communitywide, Midland 15059	Priority Need Category: Select one: Infrastructure				
Expected Completion Date: (08/31/2012)	Explanation: PFI 570.201(c). LMA-CT 580.208(a)(1) CT 6028 BG 1,2,3, L/M 61%. Woodlane is primarily used by town residents to bypass the main street when going to the business district. IDIS #				
Objective Category <input type="radio"/> Decent Housing <input checked="" type="radio"/> Suitable Living Environment <input type="radio"/> Economic Opportunity	Specific Objectives				
Outcome Categories <input type="checkbox"/> Availability/Accessibility <input type="checkbox"/> Affordability <input checked="" type="checkbox"/> Sustainability	1 Improve quality / increase quantity of public improvements for lower income persons 2 3				
Project-level Accomplishments	01 People	Proposed	3116	Accompl. Type:	Proposed
		Underway			Underway
		Complete			Complete
	Accompl. Type:	Proposed		Accompl. Type:	Proposed
		Underway			Underway
		Complete			Complete
	Accompl. Type:	Proposed		Accompl. Type:	Proposed
		Underway			Underway
		Complete			Complete
Proposed Outcome	Performance Measure	Actual Outcome			
SL-3(03K-1)	Benefit LM people through Midland Road Program				
03K Street Improvements 570.201(c)	Matrix Codes	Matrix Codes			
Matrix Codes	Matrix Codes	Matrix Codes			
Matrix Codes	Matrix Codes	Matrix Codes			
Program Year 1	CDBG	Proposed Amt.	50,000	Fund Source:	Proposed Amt.
		Actual Amount			Actual Amount
	Fund Source:	Proposed Amt.		Fund Source:	Proposed Amt.
		Actual Amount			Actual Amount
	Accompl. Type:	Proposed Units		Accompl. Type:	Proposed Units
		Actual Units			Actual Units
	Accompl. Type:	Proposed Units		Accompl. Type:	Proposed Units
		Actual Units			Actual Units

Program Year 2	Fund Source: ▼	Proposed Amt.		Fund Source: ▼	Proposed Amt.	
		Actual Amount			Actual Amount	
	Fund Source: ▼	Proposed Amt.		Fund Source: ▼	Proposed Amt.	
		Actual Amount			Actual Amount	
Accompl. Type: ▼	Proposed Units		Accompl. Type: ▼	Proposed Units		
	Actual Units			Actual Units		
Accompl. Type: ▼	Proposed Units		Accompl. Type: ▼	Proposed Units		
	Actual Units			Actual Units		
Program Year 3	Fund Source: ▼	Proposed Amt.		Fund Source: ▼	Proposed Amt.	
		Actual Amount			Actual Amount	
	Fund Source: ▼	Proposed Amt.		Fund Source: ▼	Proposed Amt.	
		Actual Amount			Actual Amount	
Accompl. Type: ▼	Proposed Units		Accompl. Type: ▼	Proposed Units		
	Actual Units			Actual Units		
Accompl. Type: ▼	Proposed Units		Accompl. Type: ▼	Proposed Units		
	Actual Units			Actual Units		
Program Year 4	Fund Source: ▼	Proposed Amt.		Fund Source: ▼	Proposed Amt.	
		Actual Amount			Actual Amount	
	Fund Source: ▼	Proposed Amt.		Fund Source: ▼	Proposed Amt.	
		Actual Amount			Actual Amount	
Accompl. Type: ▼	Proposed Units		Accompl. Type: ▼	Proposed Units		
	Actual Units			Actual Units		
Accompl. Type: ▼	Proposed Units		Accompl. Type: ▼	Proposed Units		
	Actual Units			Actual Units		
Program Year 5	Fund Source: ▼	Proposed Amt.		Fund Source: ▼	Proposed Amt.	
		Actual Amount			Actual Amount	
	Fund Source: ▼	Proposed Amt.		Fund Source: ▼	Proposed Amt.	
		Actual Amount			Actual Amount	
Accompl. Type: ▼	Proposed Units		Accompl. Type: ▼	Proposed Units		
	Actual Units			Actual Units		
Accompl. Type: ▼	Proposed Units		Accompl. Type: ▼	Proposed Units		
	Actual Units			Actual Units		

Project Name:	Midland Combined Sewers		
Description:	IDIS Project #:	UOG Code:	PA429007 BEAVER COUNTY
RB Storm Sewer Catch Basin Improvement Program. Next phase of CD053501, CD063501 and 093501.			

Location:	Priority Need Category		
103501. Virginia Ave & 5th, Ohio & 5th, Communitywide, Midland, 15059	Select one:	Infrastructure ▼	
Explanation:			

Expected Completion Date:	PFI 570.201(c) LMA-CT6028 BG 1, 2. IDIS # 1662		
(08/31/2012)			
Objective Category			
<input type="radio"/> Decent Housing <input checked="" type="radio"/> Suitable Living Environment <input type="radio"/> Economic Opportunity			

Specific Objectives			
Outcome Categories	1	Improve quality / increase quantity of public improvements for lower income persons	▼
<input type="checkbox"/> Availability/Accessibility	2		▼
<input type="checkbox"/> Affordability	3		▼
<input checked="" type="checkbox"/> Sustainability			

Project-level Accomplishments	01 People ▼	Proposed	3116		Accompl. Type: ▼	Proposed	
		Underway				Underway	
		Complete				Complete	
	Accompl. Type: ▼	Proposed			Accompl. Type: ▼	Proposed	
		Underway				Underway	
		Complete				Complete	
	Accompl. Type: ▼	Proposed			Accompl. Type: ▼	Proposed	
		Underway				Underway	
		Complete				Complete	

Proposed Outcome	Performance Measure	Actual Outcome
SL-3(03J)	Benefit LM people through Midland Combined Sewers	

03J Water/Sewer Improvements 570.201(c) ▼	Matrix Codes ▼
Matrix Codes ▼	Matrix Codes ▼
Matrix Codes ▼	Matrix Codes ▼

Program Year 1	CDBG ▼	Proposed Amt.	25,000	Fund Source: ▼	Proposed Amt.		
		Actual Amount			Actual Amount		
	Fund Source: ▼	Proposed Amt.			Fund Source: ▼	Proposed Amt.	
		Actual Amount				Actual Amount	
	Accompl. Type: ▼	Proposed Units			Accompl. Type: ▼	Proposed Units	
		Actual Units				Actual Units	
	Accompl. Type: ▼	Proposed Units			Accompl. Type: ▼	Proposed Units	
		Actual Units				Actual Units	

Program Year 2	Fund Source: ▼	Proposed Amt.		Fund Source: ▼	Proposed Amt.	
		Actual Amount			Actual Amount	
	Fund Source: ▼	Proposed Amt.		Fund Source: ▼	Proposed Amt.	
		Actual Amount			Actual Amount	
Program Year 3	Accompl. Type: ▼	Proposed Units		Accompl. Type: ▼	Proposed Units	
		Actual Units			Actual Units	
	Accompl. Type: ▼	Proposed Units		Accompl. Type: ▼	Proposed Units	
		Actual Units			Actual Units	
Program Year 4	Fund Source: ▼	Proposed Amt.		Fund Source: ▼	Proposed Amt.	
		Actual Amount			Actual Amount	
	Fund Source: ▼	Proposed Amt.		Fund Source: ▼	Proposed Amt.	
		Actual Amount			Actual Amount	
Program Year 5	Accompl. Type: ▼	Proposed Units		Accompl. Type: ▼	Proposed Units	
		Actual Units			Actual Units	
	Accompl. Type: ▼	Proposed Units		Accompl. Type: ▼	Proposed Units	
		Actual Units			Actual Units	

Project Name: Midland Heights Gasline					
Description:	IDIS Project #: UOG Code: PA429007 BEAVER COUNTY				
Replacement of main gasline at Midland Heights Homes					
Location: 103504, Midland Heights, Midland 15009	Priority Need Category Select one: Infrastructure				
Expected Completion Date: (08/31/2012)	Explanation: PFI 570.201(c), LMA-S 570.208(a)(1) 408 total, 354 LM 87% LM, IDIS #				
Objective Category <input type="radio"/> Decent Housing <input checked="" type="radio"/> Suitable Living Environment <input type="radio"/> Economic Opportunity	Specific Objectives				
Outcome Categories <input type="checkbox"/> Availability/Accessibility <input type="checkbox"/> Affordability <input checked="" type="checkbox"/> Sustainability	1 Improve quality / increase quantity of public improvements for lower income persons 2 3				
Project-level Accomplishments	01 People	Proposed	408	Accompl. Type:	Proposed
		Underway			Underway
		Complete			Complete
	Accompl. Type:	Proposed		Accompl. Type:	Proposed
		Underway			Underway
		Complete			Complete
	Accompl. Type:	Proposed		Accompl. Type:	Proposed
		Underway			Underway
		Complete			Complete
Proposed Outcome	Performance Measure	Actual Outcome			
SL-3(03)	Benefit LM people through Midland Heights Gasline project				
03 Public Facilities and Improvements (General) 570.201(c)		Matrix Codes			
Matrix Codes		Matrix Codes			
Matrix Codes		Matrix Codes			
Program Year 1	CDBG	Proposed Amt.	50,000	Fund Source:	Proposed Amt.
		Actual Amount			Actual Amount
	Fund Source:	Proposed Amt.		Fund Source:	Proposed Amt.
		Actual Amount			Actual Amount
	Accompl. Type:	Proposed Units		Accompl. Type:	Proposed Units
		Actual Units			Actual Units
	Accompl. Type:	Proposed Units		Accompl. Type:	Proposed Units
		Actual Units			Actual Units

Program Year 2	Fund Source: ▼	Proposed Amt.		Fund Source: ▼	Proposed Amt.	
		Actual Amount			Actual Amount	
	Fund Source: ▼	Proposed Amt.		Fund Source: ▼	Proposed Amt.	
		Actual Amount			Actual Amount	
	Accompl. Type: ▼	Proposed Units		Accompl. Type: ▼	Proposed Units	
		Actual Units			Actual Units	
Program Year 3	Fund Source: ▼	Proposed Amt.		Fund Source: ▼	Proposed Amt.	
		Actual Amount			Actual Amount	
	Fund Source: ▼	Proposed Amt.		Fund Source: ▼	Proposed Amt.	
		Actual Amount			Actual Amount	
	Accompl. Type: ▼	Proposed Units		Accompl. Type: ▼	Proposed Units	
		Actual Units			Actual Units	
Program Year 4	Fund Source: ▼	Proposed Amt.		Fund Source: ▼	Proposed Amt.	
		Actual Amount			Actual Amount	
	Fund Source: ▼	Proposed Amt.		Fund Source: ▼	Proposed Amt.	
		Actual Amount			Actual Amount	
	Accompl. Type: ▼	Proposed Units		Accompl. Type: ▼	Proposed Units	
		Actual Units			Actual Units	
Program Year 5	Fund Source: ▼	Proposed Amt.		Fund Source: ▼	Proposed Amt.	
		Actual Amount			Actual Amount	
	Fund Source: ▼	Proposed Amt.		Fund Source: ▼	Proposed Amt.	
		Actual Amount			Actual Amount	
	Accompl. Type: ▼	Proposed Units		Accompl. Type: ▼	Proposed Units	
		Actual Units			Actual Units	

Project Name: Midland MA Water Filter Upgrade					
Description: Water filter upgrade at water plant	IDIS Project #: UOG Code: PA429007 BEAVER COUNTY				
Location: 103503,946 Railroad Ave, Midland & Shippingport, Midland 15009	Priority Need Category: Select one: Infrastructure				
Expected Completion Date: (08/31/2012)	Explanation: PFI 570,201(c), LMA-CT 6028 BG 1, 2, 3 & CT 6029 60% LM. IDIS #				
Objective Category: <input type="radio"/> Decent Housing <input checked="" type="radio"/> Suitable Living Environment <input type="radio"/> Economic Opportunity	Specific Objectives				
Outcome Categories: <input checked="" type="checkbox"/> Availability/Accessibility <input type="checkbox"/> Affordability <input type="checkbox"/> Sustainability	1 Improve quality / increase quantity of public improvements for lower income persons 2 3				
Project-level Accomplishments	01 People	Proposed	3356	Accompl. Type:	Proposed
		Underway			Underway
		Complete			Complete
	Accompl. Type:	Proposed		Accompl. Type:	Proposed
		Underway			Underway
		Complete			Complete
	Accompl. Type:	Proposed		Accompl. Type:	Proposed
		Underway			Underway
		Complete			Complete
Proposed Outcome	Performance Measure	Actual Outcome			
SL-1(03J)	Benefit LM people through Midland MA water filter upgrade				
03J Water/Sewer Improvements 570.201(c)	Matrix Codes	Matrix Codes			
Matrix Codes	Matrix Codes	Matrix Codes			
Matrix Codes	Matrix Codes	Matrix Codes			
Program Year 1	CDBG	Proposed Amt.	80,000	Fund Source:	Proposed Amt.
		Actual Amount			Actual Amount
	Fund Source:	Proposed Amt.		Fund Source:	Proposed Amt.
		Actual Amount			Actual Amount
	Accompl. Type:	Proposed Units		Accompl. Type:	Proposed Units
		Actual Units			Actual Units
	Accompl. Type:	Proposed Units		Accompl. Type:	Proposed Units
		Actual Units			Actual Units

Program Year 2	Fund Source: ▼	Proposed Amt.		Fund Source: ▼	Proposed Amt.	
		Actual Amount			Actual Amount	
	Fund Source: ▼	Proposed Amt.		Fund Source: ▼	Proposed Amt.	
		Actual Amount			Actual Amount	
	Accompl. Type: ▼	Proposed Units		Accompl. Type: ▼	Proposed Units	
		Actual Units			Actual Units	
Program Year 3	Fund Source: ▼	Proposed Amt.		Fund Source: ▼	Proposed Amt.	
		Actual Amount			Actual Amount	
	Fund Source: ▼	Proposed Amt.		Fund Source: ▼	Proposed Amt.	
		Actual Amount			Actual Amount	
	Accompl. Type: ▼	Proposed Units		Accompl. Type: ▼	Proposed Units	
		Actual Units			Actual Units	
Program Year 4	Fund Source: ▼	Proposed Amt.		Fund Source: ▼	Proposed Amt.	
		Actual Amount			Actual Amount	
	Fund Source: ▼	Proposed Amt.		Fund Source: ▼	Proposed Amt.	
		Actual Amount			Actual Amount	
	Accompl. Type: ▼	Proposed Units		Accompl. Type: ▼	Proposed Units	
		Actual Units			Actual Units	
Program Year 5	Fund Source: ▼	Proposed Amt.		Fund Source: ▼	Proposed Amt.	
		Actual Amount			Actual Amount	
	Fund Source: ▼	Proposed Amt.		Fund Source: ▼	Proposed Amt.	
		Actual Amount			Actual Amount	
	Accompl. Type: ▼	Proposed Units		Accompl. Type: ▼	Proposed Units	
		Actual Units			Actual Units	

Project Name: Monaca ADA Curb Ramps					
Description: ADA curb ramp intallation	IDIS Project #: UOG Code: PA429007 BEAVER COUNTY				
Location: 103600, Monaca, communitywide, 15061	Priority Need Category: Select one: Infrastructure				
Expected Completion Date: (08/31/2012)	PFI 570.201(c), LMC-Arch Barrier 570.208(a)(2)(ii) CT 6033 & CT 6034- 578 total				
Objective Category: <input type="radio"/> Decent Housing <input checked="" type="radio"/> Suitable Living Environment <input type="radio"/> Economic Opportunity	Specific Objectives:				
Outcome Categories: <input checked="" type="checkbox"/> Availability/Accessibility <input type="checkbox"/> Affordability <input type="checkbox"/> Sustainability	1 Improve quality / increase quantity of public improvements for lower income persons 2 3				
Project-level Accomplishments	01 People	Proposed	578	Accompl. Type:	Proposed
		Underway			Underway
		Complete			Complete
	Accompl. Type:	Proposed		Accompl. Type:	Proposed
		Underway			Underway
		Complete			Complete
	Accompl. Type:	Proposed		Accompl. Type:	Proposed
		Underway			Underway
		Complete			Complete
Proposed Outcome	Performance Measure	Actual Outcome			
SL-1(03L)	benefit LM people through Monaca ADA Curb Ramp				
03L Sidewalks 570.201(c)				Matrix Codes	
Matrix Codes				Matrix Codes	
Matrix Codes				Matrix Codes	
Program Year 1	CDBG	Proposed Amt.	50,000	Fund Source:	Proposed Amt.
		Actual Amount			Actual Amount
	Fund Source:	Proposed Amt.		Fund Source:	Proposed Amt.
		Actual Amount			Actual Amount
	Accompl. Type:	Proposed Units		Accompl. Type:	Proposed Units
		Actual Units			Actual Units
	Accompl. Type:	Proposed Units		Accompl. Type:	Proposed Units
		Actual Units			Actual Units

Program Year 2	Fund Source: ▼	Proposed Amt.		Fund Source: ▼	Proposed Amt.	
		Actual Amount			Actual Amount	
	Fund Source: ▼	Proposed Amt.		Fund Source: ▼	Proposed Amt.	
		Actual Amount			Actual Amount	
	Accompl. Type: ▼	Proposed Units		Accompl. Type: ▼	Proposed Units	
		Actual Units			Actual Units	
Program Year 3	Fund Source: ▼	Proposed Amt.		Fund Source: ▼	Proposed Amt.	
		Actual Amount			Actual Amount	
	Fund Source: ▼	Proposed Amt.		Fund Source: ▼	Proposed Amt.	
		Actual Amount			Actual Amount	
	Accompl. Type: ▼	Proposed Units		Accompl. Type: ▼	Proposed Units	
		Actual Units			Actual Units	
Program Year 4	Fund Source: ▼	Proposed Amt.		Fund Source: ▼	Proposed Amt.	
		Actual Amount			Actual Amount	
	Fund Source: ▼	Proposed Amt.		Fund Source: ▼	Proposed Amt.	
		Actual Amount			Actual Amount	
	Accompl. Type: ▼	Proposed Units		Accompl. Type: ▼	Proposed Units	
		Actual Units			Actual Units	
Program Year 5	Fund Source: ▼	Proposed Amt.		Fund Source: ▼	Proposed Amt.	
		Actual Amount			Actual Amount	
	Fund Source: ▼	Proposed Amt.		Fund Source: ▼	Proposed Amt.	
		Actual Amount			Actual Amount	
	Accompl. Type: ▼	Proposed Units		Accompl. Type: ▼	Proposed Units	
		Actual Units			Actual Units	
	Accompl. Type: ▼	Proposed Units		Accompl. Type: ▼	Proposed Units	
		Actual Units			Actual Units	

Project Name: NB Townsend Park Sidewalks					
Description: Replacement of sidewalks on all four sides of Townsend Park	IDIS Project #: UOG Code: PA429007 BEAVER COUNTY				
Location: 103700. 3rd Ave, 6th st, 4th St and Mulberry Alley, Communitywide, New Brighton, 15066	Priority Need Category: Select one: Infrastructure				
Expected Completion Date: (08/31/2012)	Explanation: PFI 570.201(c) LMA 570.208(a)(1)(i) CT 60140 BG 1,2,3 and CT 60150 BG 2,3. LM 61%. IDIS				
Objective Category: <input type="radio"/> Decent Housing <input checked="" type="radio"/> Suitable Living Environment <input type="radio"/> Economic Opportunity	Specific Objectives				
Outcome Categories: <input type="checkbox"/> Availability/Accessibility <input type="checkbox"/> Affordability <input checked="" type="checkbox"/> Sustainability	1 Improve quality / increase quantity of public improvements for lower income persons 2 3				
Project-level Accomplishments	01 People	Proposed	6480	Accompl. Type:	Proposed
		Underway			Underway
		Complete			Complete
	Accompl. Type:	Proposed		Accompl. Type:	Proposed
		Underway			Underway
		Complete			Complete
	Accompl. Type:	Proposed		Accompl. Type:	Proposed
		Underway			Underway
		Complete			Complete
Proposed Outcome	Performance Measure	Actual Outcome			
SL-3(03L)	benefit LM people through replacement of NB Townsend Park Sidewalks				
03J Water/Sewer Improvements 570.201(c)	Matrix Codes	Matrix Codes			
Matrix Codes	Matrix Codes	Matrix Codes			
Matrix Codes	Matrix Codes	Matrix Codes			
Program Year 1	CDBG	Proposed Amt.	75,000	Fund Source:	Proposed Amt.
		Actual Amount			Actual Amount
	Fund Source:	Proposed Amt.		Fund Source:	Proposed Amt.
		Actual Amount			Actual Amount
	Accompl. Type:	Proposed Units		Accompl. Type:	Proposed Units
		Actual Units			Actual Units
	Accompl. Type:	Proposed Units		Accompl. Type:	Proposed Units
		Actual Units			Actual Units

Program Year 2	Fund Source: ▼	Proposed Amt.		Fund Source: ▼	Proposed Amt.	
		Actual Amount			Actual Amount	
	Fund Source: ▼	Proposed Amt.		Fund Source: ▼	Proposed Amt.	
		Actual Amount			Actual Amount	
	Accompl. Type: ▼	Proposed Units		Accompl. Type: ▼	Proposed Units	
		Actual Units			Actual Units	
Program Year 3	Fund Source: ▼	Proposed Amt.		Fund Source: ▼	Proposed Amt.	
		Actual Amount			Actual Amount	
	Fund Source: ▼	Proposed Amt.		Fund Source: ▼	Proposed Amt.	
		Actual Amount			Actual Amount	
	Accompl. Type: ▼	Proposed Units		Accompl. Type: ▼	Proposed Units	
		Actual Units			Actual Units	
Program Year 4	Fund Source: ▼	Proposed Amt.		Fund Source: ▼	Proposed Amt.	
		Actual Amount			Actual Amount	
	Fund Source: ▼	Proposed Amt.		Fund Source: ▼	Proposed Amt.	
		Actual Amount			Actual Amount	
	Accompl. Type: ▼	Proposed Units		Accompl. Type: ▼	Proposed Units	
		Actual Units			Actual Units	
Program Year 5	Fund Source: ▼	Proposed Amt.		Fund Source: ▼	Proposed Amt.	
		Actual Amount			Actual Amount	
	Fund Source: ▼	Proposed Amt.		Fund Source: ▼	Proposed Amt.	
		Actual Amount			Actual Amount	
	Accompl. Type: ▼	Proposed Units		Accompl. Type: ▼	Proposed Units	
		Actual Units			Actual Units	

Project Name: Potter Act 537 Sewage Plan				
Description: Preparation of Act 537 Sewage Plan	IDIS Project #: UOG Code: PA429007 BEAVER COUNTY			
Location: 206 Mowry Rd, communitywide, Potter, 15061	Priority Need Category Select one: Planning/Administration ▼ Explanation:			
Expected Completion Date: (08/31/2012) ▼	PL 570.205			
Objective Category <input type="radio"/> Decent Housing <input type="radio"/> Suitable Living Environment <input type="radio"/> Economic Opportunity	Specific Objectives			
Outcome Categories <input type="checkbox"/> Availability/Accessibility <input type="checkbox"/> Affordability <input type="checkbox"/> Sustainability				
Project-level Accomplishments	Accompl. Type: ▼ Proposed	Accompl. Type: ▼ Proposed		
	Underway	Underway		
	Complete	Complete		
	Accompl. Type: ▼ Proposed	Accompl. Type: ▼ Proposed		
	Underway	Underway		
	Complete	Complete		
	Accompl. Type: ▼ Proposed	Accompl. Type: ▼ Proposed		
	Underway	Underway		
	Complete	Complete		
Proposed Outcome	Performance Measure	Actual Outcome		
O-1(1)	Completion of 1 study			
20 Planning 570.205 ▼	Matrix Codes ▼	Matrix Codes ▼		
Matrix Codes ▼	Matrix Codes ▼	Matrix Codes ▼		
Matrix Codes ▼	Matrix Codes ▼	Matrix Codes ▼		
Program Year 1	CDBG ▼	Proposed Amt. 28,000	Fund Source: ▼	Proposed Amt.
		Actual Amount		Actual Amount
	Fund Source: ▼	Proposed Amt.	Fund Source: ▼	Proposed Amt.
		Actual Amount		Actual Amount
	Accompl. Type: ▼	Proposed Units	Accompl. Type: ▼	Proposed Units
		Actual Units		Actual Units
	Accompl. Type: ▼	Proposed Units	Accompl. Type: ▼	Proposed Units
		Actual Units		Actual Units

Program Year 2	Fund Source: ▼	Proposed Amt.		Fund Source: ▼	Proposed Amt.	
		Actual Amount			Actual Amount	
	Fund Source: ▼	Proposed Amt.		Fund Source: ▼	Proposed Amt.	
		Actual Amount			Actual Amount	
	Accompl. Type: ▼	Proposed Units		Accompl. Type: ▼	Proposed Units	
		Actual Units			Actual Units	
Program Year 3	Fund Source: ▼	Proposed Amt.		Fund Source: ▼	Proposed Amt.	
		Actual Amount			Actual Amount	
	Fund Source: ▼	Proposed Amt.		Fund Source: ▼	Proposed Amt.	
		Actual Amount			Actual Amount	
	Accompl. Type: ▼	Proposed Units		Accompl. Type: ▼	Proposed Units	
		Actual Units			Actual Units	
Program Year 4	Fund Source: ▼	Proposed Amt.		Fund Source: ▼	Proposed Amt.	
		Actual Amount			Actual Amount	
	Fund Source: ▼	Proposed Amt.		Fund Source: ▼	Proposed Amt.	
		Actual Amount			Actual Amount	
	Accompl. Type: ▼	Proposed Units		Accompl. Type: ▼	Proposed Units	
		Actual Units			Actual Units	
Program Year 5	Fund Source: ▼	Proposed Amt.		Fund Source: ▼	Proposed Amt.	
		Actual Amount			Actual Amount	
	Fund Source: ▼	Proposed Amt.		Fund Source: ▼	Proposed Amt.	
		Actual Amount			Actual Amount	
	Accompl. Type: ▼	Proposed Units		Accompl. Type: ▼	Proposed Units	
		Actual Units			Actual Units	
Program Year 5	Fund Source: ▼	Proposed Amt.		Fund Source: ▼	Proposed Amt.	
		Actual Amount			Actual Amount	
	Fund Source: ▼	Proposed Amt.		Fund Source: ▼	Proposed Amt.	
		Actual Amount			Actual Amount	
	Accompl. Type: ▼	Proposed Units		Accompl. Type: ▼	Proposed Units	
		Actual Units			Actual Units	

Project Name: Pulaski Emergency Response				
Description: Renumbering of streets and houses for 911 response	IDIS Project #: UOG Code: PA429007 BEAVER COUNTY			
Location: 104500, 3401 Sunflower Rd, communitywide, Pulaski 15066	Priority Need Category Select one: Public Services ▼			
Expected Completion Date: (08/31/2012)	Explanation: PS 570.201(e), LMA-CT 570.208(a)(1) CT 6016 BG 1,2 61% LM IDIS #			
Objective Category <input type="radio"/> Decent Housing <input checked="" type="radio"/> Suitable Living Environment <input type="radio"/> Economic Opportunity	Specific Objectives			
Outcome Categories <input checked="" type="checkbox"/> Availability/Accessibility <input type="checkbox"/> Affordability <input type="checkbox"/> Sustainability	1 Improve the services for low/mod income persons ▼ 2 ▼ 3 ▼			
Project-level Accomplishments	01 People ▼	Proposed 1674	Accompl. Type: ▼	Proposed
		Underway		Underway
		Complete		Complete
	Accompl. Type: ▼	Proposed	Accompl. Type: ▼	Proposed
		Underway		Underway
		Complete		Complete
	Accompl. Type: ▼	Proposed	Accompl. Type: ▼	Proposed
		Underway		Underway
		Complete		Complete
Proposed Outcome	Performance Measure	Actual Outcome		
SL-1(05)	benefit LM people through Pulaski Emergency Response project			
05 Public Services (General) 570.201(e) ▼	Matrix Codes ▼			
Matrix Codes ▼	Matrix Codes ▼			
Matrix Codes ▼	Matrix Codes ▼			
Program Year 1	CDBG ▼	Proposed Amt. 34,500	Fund Source: ▼	Proposed Amt.
		Actual Amount		Actual Amount
	Fund Source: ▼	Proposed Amt.	Fund Source: ▼	Proposed Amt.
		Actual Amount		Actual Amount
	Accompl. Type: ▼	Proposed Units	Accompl. Type: ▼	Proposed Units
		Actual Units		Actual Units
	Accompl. Type: ▼	Proposed Units	Accompl. Type: ▼	Proposed Units
		Actual Units		Actual Units

Program Year 2	Fund Source: ▼	Proposed Amt.		Fund Source: ▼	Proposed Amt.	
		Actual Amount			Actual Amount	
	Fund Source: ▼	Proposed Amt.		Fund Source: ▼	Proposed Amt.	
		Actual Amount			Actual Amount	
	Accompl. Type: ▼	Proposed Units		Accompl. Type: ▼	Proposed Units	
		Actual Units			Actual Units	
Program Year 3	Fund Source: ▼	Proposed Amt.		Fund Source: ▼	Proposed Amt.	
		Actual Amount			Actual Amount	
	Fund Source: ▼	Proposed Amt.		Fund Source: ▼	Proposed Amt.	
		Actual Amount			Actual Amount	
	Accompl. Type: ▼	Proposed Units		Accompl. Type: ▼	Proposed Units	
		Actual Units			Actual Units	
Program Year 4	Fund Source: ▼	Proposed Amt.		Fund Source: ▼	Proposed Amt.	
		Actual Amount			Actual Amount	
	Fund Source: ▼	Proposed Amt.		Fund Source: ▼	Proposed Amt.	
		Actual Amount			Actual Amount	
	Accompl. Type: ▼	Proposed Units		Accompl. Type: ▼	Proposed Units	
		Actual Units			Actual Units	
Program Year 5	Fund Source: ▼	Proposed Amt.		Fund Source: ▼	Proposed Amt.	
		Actual Amount			Actual Amount	
	Fund Source: ▼	Proposed Amt.		Fund Source: ▼	Proposed Amt.	
		Actual Amount			Actual Amount	
	Accompl. Type: ▼	Proposed Units		Accompl. Type: ▼	Proposed Units	
		Actual Units			Actual Units	
	Accompl. Type: ▼	Proposed Units		Accompl. Type: ▼	Proposed Units	
		Actual Units			Actual Units	

Project Name: Rochester Irvin Ave Paving				
Description:	IDIS Project #: UOG Code: PA429007 BEAVER COUNTY			
Paving Irvin Ave from Clay to Harmony Ave				
Location:	Priority Need Category			
104700, Irvin Ave Deer to Clay, Rochester Borough 15074	Select one: Infrastructure ▼			
Expected Completion Date:	Explanation:			
(08/31/2012)	PFI 570.201(c), LMA-CT 570.208(a)(1) CT5021, BG 1 55.1% LM IDIS #			
Objective Category	Specific Objectives			
<input type="radio"/> Decent Housing	1 Improve quality / increase quantity of public improvements for lower income persons ▼			
<input checked="" type="radio"/> Suitable Living Environment	2			
<input type="radio"/> Economic Opportunity	3			
Outcome Categories				
<input type="checkbox"/> Availability/Accessibility				
<input type="checkbox"/> Affordability				
<input checked="" type="checkbox"/> Sustainability				
Project-level Accomplishments	01 People ▼	Proposed 2046	Accompl. Type: ▼	Proposed
		Underway		Underway
		Complete		Complete
	Accompl. Type: ▼	Proposed	Accompl. Type: ▼	Proposed
		Underway		Underway
		Complete		Complete
	Accompl. Type: ▼	Proposed	Accompl. Type: ▼	Proposed
		Underway		Underway
		Complete		Complete
Proposed Outcome	Performance Measure	Actual Outcome		
SL-3(03K-1)	Benefit LM people through paving Roch Irvin Ave			
03K Street Improvements 570.201(c) ▼	Matrix Codes ▼			
Matrix Codes ▼	Matrix Codes ▼			
Matrix Codes ▼	Matrix Codes ▼			
Program Year 1	CDBG ▼	Proposed Amt. 75,000	Fund Source: ▼	Proposed Amt.
		Actual Amount		Actual Amount
	Fund Source: ▼	Proposed Amt.	Fund Source: ▼	Proposed Amt.
		Actual Amount		Actual Amount
	Accompl. Type: ▼	Proposed Units	Accompl. Type: ▼	Proposed Units
		Actual Units		Actual Units
	Accompl. Type: ▼	Proposed Units	Accompl. Type: ▼	Proposed Units
		Actual Units		Actual Units

Program Year 2	Fund Source: ▼	Proposed Amt.		Fund Source: ▼	Proposed Amt.	
		Actual Amount			Actual Amount	
	Fund Source: ▼	Proposed Amt.		Fund Source: ▼	Proposed Amt.	
		Actual Amount			Actual Amount	
	Accompl. Type: ▼	Proposed Units		Accompl. Type: ▼	Proposed Units	
		Actual Units			Actual Units	
Program Year 3	Fund Source: ▼	Proposed Amt.		Fund Source: ▼	Proposed Amt.	
		Actual Amount			Actual Amount	
	Fund Source: ▼	Proposed Amt.		Fund Source: ▼	Proposed Amt.	
		Actual Amount			Actual Amount	
	Accompl. Type: ▼	Proposed Units		Accompl. Type: ▼	Proposed Units	
		Actual Units			Actual Units	
Program Year 4	Fund Source: ▼	Proposed Amt.		Fund Source: ▼	Proposed Amt.	
		Actual Amount			Actual Amount	
	Fund Source: ▼	Proposed Amt.		Fund Source: ▼	Proposed Amt.	
		Actual Amount			Actual Amount	
	Accompl. Type: ▼	Proposed Units		Accompl. Type: ▼	Proposed Units	
		Actual Units			Actual Units	
Program Year 5	Fund Source: ▼	Proposed Amt.		Fund Source: ▼	Proposed Amt.	
		Actual Amount			Actual Amount	
	Fund Source: ▼	Proposed Amt.		Fund Source: ▼	Proposed Amt.	
		Actual Amount			Actual Amount	
	Accompl. Type: ▼	Proposed Units		Accompl. Type: ▼	Proposed Units	
		Actual Units			Actual Units	
	Accompl. Type: ▼	Proposed Units		Accompl. Type: ▼	Proposed Units	
		Actual Units			Actual Units	

Project Name: Roch Twp Traffic Study						
Description: Traffic & Weight Study	IDIS Project #: UOG Code: PA429007 BEAVER COUNTY					
Location: 104800, 1013 Elm St, communitywide, Roch Twp 15074	Priority Need Category Select one: Planning/Administration ▼					
Expected Completion Date: (08/31/2012)	Explanation: PL 570.205					
Objective Category <input type="radio"/> Decent Housing <input type="radio"/> Suitable Living Environment <input type="radio"/> Economic Opportunity	Specific Objectives					
Outcome Categories <input type="checkbox"/> Availability/Accessibility <input type="checkbox"/> Affordability <input type="checkbox"/> Sustainability						
1						
2						
3						
Project-level Accomplishments	Accompl. Type: ▼	Proposed		Accompl. Type: ▼	Proposed	
		Underway			Underway	
		Complete			Complete	
	Accompl. Type: ▼	Proposed		Accompl. Type: ▼	Proposed	
		Underway			Underway	
		Complete			Complete	
	Accompl. Type: ▼	Proposed		Accompl. Type: ▼	Proposed	
		Underway			Underway	
		Complete			Complete	
Proposed Outcome	Performance Measure	Actual Outcome				
O-1(20)	1 study					
20 Planning 570.205	▼	Matrix Codes ▼				
Matrix Codes	▼	Matrix Codes ▼				
Matrix Codes	▼	Matrix Codes ▼				
Program Year 1	CDBG ▼	Proposed Amt.	45,000	Fund Source: ▼	Proposed Amt.	
		Actual Amount			Actual Amount	
	Fund Source: ▼	Proposed Amt.		Fund Source: ▼	Proposed Amt.	
		Actual Amount			Actual Amount	
	Accompl. Type: ▼	Proposed Units		Accompl. Type: ▼	Proposed Units	
		Actual Units			Actual Units	
	Accompl. Type: ▼	Proposed Units		Accompl. Type: ▼	Proposed Units	
		Actual Units			Actual Units	

Program Year 2	Fund Source: ▼	Proposed Amt.		Fund Source: ▼	Proposed Amt.	
		Actual Amount			Actual Amount	
	Fund Source: ▼	Proposed Amt.		Fund Source: ▼	Proposed Amt.	
		Actual Amount			Actual Amount	
	Accompl. Type: ▼	Proposed Units		Accompl. Type: ▼	Proposed Units	
		Actual Units			Actual Units	
Program Year 3	Fund Source: ▼	Proposed Amt.		Fund Source: ▼	Proposed Amt.	
		Actual Amount			Actual Amount	
	Fund Source: ▼	Proposed Amt.		Fund Source: ▼	Proposed Amt.	
		Actual Amount			Actual Amount	
	Accompl. Type: ▼	Proposed Units		Accompl. Type: ▼	Proposed Units	
		Actual Units			Actual Units	
Program Year 4	Fund Source: ▼	Proposed Amt.		Fund Source: ▼	Proposed Amt.	
		Actual Amount			Actual Amount	
	Fund Source: ▼	Proposed Amt.		Fund Source: ▼	Proposed Amt.	
		Actual Amount			Actual Amount	
	Accompl. Type: ▼	Proposed Units		Accompl. Type: ▼	Proposed Units	
		Actual Units			Actual Units	
Program Year 5	Fund Source: ▼	Proposed Amt.		Fund Source: ▼	Proposed Amt.	
		Actual Amount			Actual Amount	
	Fund Source: ▼	Proposed Amt.		Fund Source: ▼	Proposed Amt.	
		Actual Amount			Actual Amount	
	Accompl. Type: ▼	Proposed Units		Accompl. Type: ▼	Proposed Units	
		Actual Units			Actual Units	
	Accompl. Type: ▼	Proposed Units		Accompl. Type: ▼	Proposed Units	
		Actual Units			Actual Units	

Project Name: South Heights Uptown Paving					
Description:	IDIS Project #: UOG Code: PA429007 BEAVER COUNTY				
paving Cherry Alley through town					
Location:	Priority Need Category				
105100, Cherry Alley, Communitywide, South Heights, 15081	Select one: Infrastructure				
Expected Completion Date:	Explanation:				
(08/31/2012)	PFI 570.201(c), LMA-CT 570.208(a)(1) CT 604800 IDIS #				
Objective Category	Specific Objectives				
<input type="radio"/> Decent Housing <input checked="" type="radio"/> Suitable Living Environment <input type="radio"/> Economic Opportunity	1 Improve quality / increase quantity of public improvements for lower income persons				
Outcome Categories	2				
<input type="checkbox"/> Availability/Accessibility <input type="checkbox"/> Affordability <input checked="" type="checkbox"/> Sustainability	3				
Project-level Accomplishments	01 People	Proposed	543	Accompl. Type:	Proposed
		Underway			Underway
		Complete			Complete
	Accompl. Type:	Proposed		Accompl. Type:	Proposed
		Underway			Underway
		Complete			Complete
	Accompl. Type:	Proposed		Accompl. Type:	Proposed
		Underway			Underway
		Complete			Complete
Proposed Outcome	Performance Measure	Actual Outcome			
SL-3(03K-2)	Benefit LM people through South Heights Uptown Paving				
03K Street Improvements 570.201(c)		Matrix Codes			
Matrix Codes		Matrix Codes			
Matrix Codes		Matrix Codes			
Program Year 1	CDBG	Proposed Amt.	50,000	Fund Source:	Proposed Amt.
		Actual Amount			Actual Amount
	Fund Source:	Proposed Amt.		Fund Source:	Proposed Amt.
		Actual Amount			Actual Amount
	Accompl. Type:	Proposed Units		Accompl. Type:	Proposed Units
		Actual Units			Actual Units
	Accompl. Type:	Proposed Units		Accompl. Type:	Proposed Units
		Actual Units			Actual Units

Program Year 2	Fund Source: ▼	Proposed Amt.		Fund Source: ▼	Proposed Amt.	
		Actual Amount			Actual Amount	
	Fund Source: ▼	Proposed Amt.		Fund Source: ▼	Proposed Amt.	
		Actual Amount			Actual Amount	
	Accompl. Type: ▼	Proposed Units		Accompl. Type: ▼	Proposed Units	
		Actual Units			Actual Units	
Program Year 3	Fund Source: ▼	Proposed Amt.		Fund Source: ▼	Proposed Amt.	
		Actual Amount			Actual Amount	
	Fund Source: ▼	Proposed Amt.		Fund Source: ▼	Proposed Amt.	
		Actual Amount			Actual Amount	
	Accompl. Type: ▼	Proposed Units		Accompl. Type: ▼	Proposed Units	
		Actual Units			Actual Units	
Program Year 4	Fund Source: ▼	Proposed Amt.		Fund Source: ▼	Proposed Amt.	
		Actual Amount			Actual Amount	
	Fund Source: ▼	Proposed Amt.		Fund Source: ▼	Proposed Amt.	
		Actual Amount			Actual Amount	
	Accompl. Type: ▼	Proposed Units		Accompl. Type: ▼	Proposed Units	
		Actual Units			Actual Units	
Program Year 5	Fund Source: ▼	Proposed Amt.		Fund Source: ▼	Proposed Amt.	
		Actual Amount			Actual Amount	
	Fund Source: ▼	Proposed Amt.		Fund Source: ▼	Proposed Amt.	
		Actual Amount			Actual Amount	
	Accompl. Type: ▼	Proposed Units		Accompl. Type: ▼	Proposed Units	
		Actual Units			Actual Units	
	Accompl. Type: ▼	Proposed Units		Accompl. Type: ▼	Proposed Units	
		Actual Units			Actual Units	

Project Name: Starting Gate OVR New Hire				
Description:	IDIS Project #: UOG Code: PA429007 BEAVER COUNTY			
SM Administrative costs including personnel and operating expenses associated with the OVR/New Hire Program which assists OVR in qualifying businesses for OVR equipment grants.				
Location: 105508, Countywide, 2750 Constitution Blvd, Chippewa Township 15010	Priority Need Category Select one: Economic Development ▼			
Expected Completion Date: (08/31/2012)	Explanation: PS 570.201(e) LMC-LC 570.208(a)(2)(i)(A), adults meeting the Bureau of Census definition of "severly disabled", Subrecipient is Starting Gate, IDIS #			
Objective Category <input type="radio"/> Decent Housing <input type="radio"/> Suitable Living Environment <input checked="" type="radio"/> Economic Opportunity	Specific Objectives			
Outcome Categories <input checked="" type="checkbox"/> Availability/Accessibility <input type="checkbox"/> Affordability <input type="checkbox"/> Sustainability	1 Improve economic opportunities for low-income persons ▼ 2 ▼ 3 ▼			
Project-level Accomplishments	01 People ▼	Proposed 20	Accompl. Type: ▼	Proposed
		Underway		Underway
		Complete		Complete
	Accompl. Type: ▼	Proposed	Accompl. Type: ▼	Proposed
		Underway		Underway
		Complete		Complete
	Accompl. Type: ▼	Proposed	Accompl. Type: ▼	Proposed
		Underway		Underway
		Complete		Complete
Proposed Outcome	Performance Measure	Actual Outcome		
EO-1(05H)	Benefit LM people through admin for the Starting Gate			
05H Employment Training 570.201(e) ▼	Matrix Codes ▼			
Matrix Codes ▼	Matrix Codes ▼			
Matrix Codes ▼	Matrix Codes ▼			
Program Year 1	CDBG ▼	Proposed Amt. 50,000	Fund Source: ▼	Proposed Amt.
		Actual Amount		Actual Amount
	Fund Source: ▼	Proposed Amt.	Fund Source: ▼	Proposed Amt.
		Actual Amount		Actual Amount
	Accompl. Type: ▼	Proposed Units	Accompl. Type: ▼	Proposed Units
		Actual Units		Actual Units
	Accompl. Type: ▼	Proposed Units	Accompl. Type: ▼	Proposed Units
		Actual Units		Actual Units

Program Year 2	Fund Source: ▼	Proposed Amt.		Fund Source: ▼	Proposed Amt.	
		Actual Amount			Actual Amount	
	Fund Source: ▼	Proposed Amt.		Fund Source: ▼	Proposed Amt.	
		Actual Amount			Actual Amount	
	Accompl. Type: ▼	Proposed Units		Accompl. Type: ▼	Proposed Units	
		Actual Units			Actual Units	
	Accompl. Type: ▼	Proposed Units		Accompl. Type: ▼	Proposed Units	
		Actual Units			Actual Units	
Program Year 3	Fund Source: ▼	Proposed Amt.		Fund Source: ▼	Proposed Amt.	
		Actual Amount			Actual Amount	
	Fund Source: ▼	Proposed Amt.		Fund Source: ▼	Proposed Amt.	
		Actual Amount			Actual Amount	
	Accompl. Type: ▼	Proposed Units		Accompl. Type: ▼	Proposed Units	
		Actual Units			Actual Units	
	Accompl. Type: ▼	Proposed Units		Accompl. Type: ▼	Proposed Units	
		Actual Units			Actual Units	
Program Year 4	Fund Source: ▼	Proposed Amt.		Fund Source: ▼	Proposed Amt.	
		Actual Amount			Actual Amount	
	Fund Source: ▼	Proposed Amt.		Fund Source: ▼	Proposed Amt.	
		Actual Amount			Actual Amount	
	Accompl. Type: ▼	Proposed Units		Accompl. Type: ▼	Proposed Units	
		Actual Units			Actual Units	
	Accompl. Type: ▼	Proposed Units		Accompl. Type: ▼	Proposed Units	
		Actual Units			Actual Units	
Program Year 5	Fund Source: ▼	Proposed Amt.		Fund Source: ▼	Proposed Amt.	
		Actual Amount			Actual Amount	
	Fund Source: ▼	Proposed Amt.		Fund Source: ▼	Proposed Amt.	
		Actual Amount			Actual Amount	
	Accompl. Type: ▼	Proposed Units		Accompl. Type: ▼	Proposed Units	
		Actual Units			Actual Units	
	Accompl. Type: ▼	Proposed Units		Accompl. Type: ▼	Proposed Units	
		Actual Units			Actual Units	

Project Name: Starting Gate Low Inc Tech Asst				
Description:	IDIS Project #: UOG Code: PA429007 BEAVER COUNTY			
SM Technical assistance to owners of microenterprises and persons developing microenterprises				
Location: 105507, Countywide, 2750 Constitution Blvd, Chippewa Township 15010	Priority Need Category Select one: Economic Development ▼			
Expected Completion Date: (08/31/2012)	Explanation: MA 570.201(o)(1)(ii). LMC-LC 570.208(a)(2)(c), Subrecipient is Starting Gate , IDIS #			
Objective Category <input type="radio"/> Decent Housing <input type="radio"/> Suitable Living Environment <input checked="" type="radio"/> Economic Opportunity	Specific Objectives			
Outcome Categories <input checked="" type="checkbox"/> Availability/Accessibility <input type="checkbox"/> Affordability <input type="checkbox"/> Sustainability	1 Improve economic opportunities for low-income persons ▼ 2 ▼ 3 ▼			
Project-level Accomplishments	08 Businesses ▼	Proposed 40	Accompl. Type: ▼	Proposed
		Underway		Underway
		Complete		Complete
	Accompl. Type: ▼	Proposed	Accompl. Type: ▼	Proposed
		Underway		Underway
		Complete		Complete
	Accompl. Type: ▼	Proposed	Accompl. Type: ▼	Proposed
		Underway		Underway
		Complete		Complete
Proposed Outcome	Performance Measure	Actual Outcome		
EO-1(18C)	Benefit LM businesses through Starting Gate Low Income Tech			
18C Micro-Enterprise Assistance ▼	Matrix Codes ▼			
Matrix Codes ▼	Matrix Codes ▼			
Matrix Codes ▼	Matrix Codes ▼			
Program Year 1	CDBG ▼	Proposed Amt. 25,000	Fund Source: ▼	Proposed Amt.
		Actual Amount		Actual Amount
	Fund Source: ▼	Proposed Amt.	Fund Source: ▼	Proposed Amt.
		Actual Amount		Actual Amount
	Accompl. Type: ▼	Proposed Units	Accompl. Type: ▼	Proposed Units
		Actual Units		Actual Units
	Accompl. Type: ▼	Proposed Units	Accompl. Type: ▼	Proposed Units
		Actual Units		Actual Units

Program Year 2	Fund Source: ▼	Proposed Amt.		Fund Source: ▼	Proposed Amt.	
		Actual Amount			Actual Amount	
	Fund Source: ▼	Proposed Amt.		Fund Source: ▼	Proposed Amt.	
		Actual Amount			Actual Amount	
Program Year 3	Accompl. Type: ▼	Proposed Units		Accompl. Type: ▼	Proposed Units	
		Actual Units			Actual Units	
	Accompl. Type: ▼	Proposed Units		Accompl. Type: ▼	Proposed Units	
		Actual Units			Actual Units	
Program Year 4	Fund Source: ▼	Proposed Amt.		Fund Source: ▼	Proposed Amt.	
		Actual Amount			Actual Amount	
	Fund Source: ▼	Proposed Amt.		Fund Source: ▼	Proposed Amt.	
		Actual Amount			Actual Amount	
Program Year 5	Accompl. Type: ▼	Proposed Units		Accompl. Type: ▼	Proposed Units	
		Actual Units			Actual Units	
	Accompl. Type: ▼	Proposed Units		Accompl. Type: ▼	Proposed Units	
		Actual Units			Actual Units	

Project Name:	Emergency Home Improvement		
Description:	IDIS Project #:	UOG Code:	PA429007 BEAVER COUNTY
RB emergency single family residential rehabilitation for low income homeowners			

Location:	Priority Need Category		
105501, 1013 Eighth Ave, Beaver Falls, PA 15010, countywide	<table border="1"> <tr> <td>Select one:</td> <td>Owner Occupied Housing ▼</td> </tr> </table>	Select one:	Owner Occupied Housing ▼
Select one:	Owner Occupied Housing ▼		
Explanation:			

Expected Completion Date:	Rehab 570.202 (a) (1) LMH570.208(a)(3) IDIS #
(08/31/2012)	
Objective Category	
<input checked="" type="radio"/> Decent Housing <input type="radio"/> Suitable Living Environment <input type="radio"/> Economic Opportunity	

Specific Objectives	
Outcome Categories	
<input type="checkbox"/> Availability/Accessibility <input type="checkbox"/> Affordability <input checked="" type="checkbox"/> Sustainability	
1	Improve the quality of affordable rental housing ▼
2	▼
3	▼

Project-level Accomplishments	04 Households ▼	Proposed	25		Accompl. Type: ▼	Proposed	
		Underway				Underway	
		Complete				Complete	
	Accompl. Type: ▼	Proposed			Accompl. Type: ▼	Proposed	
		Underway				Underway	
		Complete				Complete	
	Accompl. Type: ▼	Proposed			Accompl. Type: ▼	Proposed	
		Underway				Underway	
		Complete				Complete	

Proposed Outcome	Performance Measure	Actual Outcome
DH-3(14A-1)	Provide emergency home improvements to owner households with less than 30% MFI, 30-50% MFI, 850-80% MFI	

14A Rehab; Single-Unit Residential 570.202 ▼	Matrix Codes ▼
Matrix Codes ▼	Matrix Codes ▼
Matrix Codes ▼	Matrix Codes ▼

Program Year 1	CDBG ▼	Proposed Amt.	60,000		Fund Source: ▼	Proposed Amt.	
		Actual Amount				Actual Amount	
	Fund Source: ▼	Proposed Amt.			Fund Source: ▼	Proposed Amt.	
		Actual Amount				Actual Amount	
	Accompl. Type: ▼	Proposed Units			Accompl. Type: ▼	Proposed Units	
		Actual Units				Actual Units	
	Accompl. Type: ▼	Proposed Units			Accompl. Type: ▼	Proposed Units	
		Actual Units				Actual Units	

Program Year 2	Fund Source: ▼	Proposed Amt.		Fund Source: ▼	Proposed Amt.	
		Actual Amount			Actual Amount	
	Fund Source: ▼	Proposed Amt.		Fund Source: ▼	Proposed Amt.	
		Actual Amount			Actual Amount	
	Accompl. Type: ▼	Proposed Units		Accompl. Type: ▼	Proposed Units	
		Actual Units			Actual Units	
Program Year 3	Fund Source: ▼	Proposed Amt.		Fund Source: ▼	Proposed Amt.	
		Actual Amount			Actual Amount	
	Fund Source: ▼	Proposed Amt.		Fund Source: ▼	Proposed Amt.	
		Actual Amount			Actual Amount	
	Accompl. Type: ▼	Proposed Units		Accompl. Type: ▼	Proposed Units	
		Actual Units			Actual Units	
Program Year 4	Fund Source: ▼	Proposed Amt.		Fund Source: ▼	Proposed Amt.	
		Actual Amount			Actual Amount	
	Fund Source: ▼	Proposed Amt.		Fund Source: ▼	Proposed Amt.	
		Actual Amount			Actual Amount	
	Accompl. Type: ▼	Proposed Units		Accompl. Type: ▼	Proposed Units	
		Actual Units			Actual Units	
Program Year 5	Fund Source: ▼	Proposed Amt.		Fund Source: ▼	Proposed Amt.	
		Actual Amount			Actual Amount	
	Fund Source: ▼	Proposed Amt.		Fund Source: ▼	Proposed Amt.	
		Actual Amount			Actual Amount	
	Accompl. Type: ▼	Proposed Units		Accompl. Type: ▼	Proposed Units	
		Actual Units			Actual Units	
	Accompl. Type: ▼	Proposed Units		Accompl. Type: ▼	Proposed Units	
		Actual Units			Actual Units	

Project Name: CDBG Program Admin				
Description: LM General Program Administration	IDIS Project #: UOG Code: PA429007 BEAVER COUNTY			
Location: 109999, 1013 Eighth Avenue, Beaver Falls, PA 15010, Countywide	Priority Need Category Select one: Infrastructure			
Expected Completion Date: (08/31/2012)	Admin 570.206 IDIS #			
Objective Category <input type="radio"/> Decent Housing <input checked="" type="radio"/> Suitable Living Environment <input type="radio"/> Economic Opportunity	Specific Objectives			
Outcome Categories <input type="checkbox"/> Availability/Accessibility <input type="checkbox"/> Affordability <input checked="" type="checkbox"/> Sustainability	1 Improve quality / increase quantity of public improvements for lower income persons 2 3			
Project-level Accomplishments	Accompl. Type: <input type="checkbox"/> Proposed <input type="checkbox"/> Underway <input type="checkbox"/> Complete	Accompl. Type: <input type="checkbox"/> Proposed <input type="checkbox"/> Underway <input type="checkbox"/> Complete		
	Accompl. Type: <input type="checkbox"/> Proposed <input type="checkbox"/> Underway <input type="checkbox"/> Complete	Accompl. Type: <input type="checkbox"/> Proposed <input type="checkbox"/> Underway <input type="checkbox"/> Complete		
	Accompl. Type: <input type="checkbox"/> Proposed <input type="checkbox"/> Underway <input type="checkbox"/> Complete	Accompl. Type: <input type="checkbox"/> Proposed <input type="checkbox"/> Underway <input type="checkbox"/> Complete		
	Proposed Outcome			
	Performance Measure			
	Actual Outcome			
	21A General Program Administration 570.206	Matrix Codes		
	Matrix Codes	Matrix Codes		
	Matrix Codes	Matrix Codes		
Program Year 1	CDBG	Proposed Amt. 628,176	Fund Source:	Proposed Amt.
		Actual Amount		Actual Amount
	Fund Source:	Proposed Amt.	Fund Source:	Proposed Amt.
		Actual Amount		Actual Amount
	Accompl. Type:	Proposed Units	Accompl. Type:	Proposed Units
		Actual Units		Actual Units
	Accompl. Type:	Proposed Units	Accompl. Type:	Proposed Units
		Actual Units		Actual Units

Program Year 2	Fund Source: ▼	Proposed Amt.		Fund Source: ▼	Proposed Amt.	
		Actual Amount			Actual Amount	
	Fund Source: ▼	Proposed Amt.		Fund Source: ▼	Proposed Amt.	
		Actual Amount			Actual Amount	
	Accompl. Type: ▼	Proposed Units		Accompl. Type: ▼	Proposed Units	
		Actual Units			Actual Units	
Accompl. Type: ▼	Proposed Units		Accompl. Type: ▼	Proposed Units		
	Actual Units			Actual Units		
Program Year 3	Fund Source: ▼	Proposed Amt.		Fund Source: ▼	Proposed Amt.	
		Actual Amount			Actual Amount	
	Fund Source: ▼	Proposed Amt.		Fund Source: ▼	Proposed Amt.	
		Actual Amount			Actual Amount	
	Accompl. Type: ▼	Proposed Units		Accompl. Type: ▼	Proposed Units	
		Actual Units			Actual Units	
Accompl. Type: ▼	Proposed Units		Accompl. Type: ▼	Proposed Units		
	Actual Units			Actual Units		
Program Year 4	Fund Source: ▼	Proposed Amt.		Fund Source: ▼	Proposed Amt.	
		Actual Amount			Actual Amount	
	Fund Source: ▼	Proposed Amt.		Fund Source: ▼	Proposed Amt.	
		Actual Amount			Actual Amount	
	Accompl. Type: ▼	Proposed Units		Accompl. Type: ▼	Proposed Units	
		Actual Units			Actual Units	
Accompl. Type: ▼	Proposed Units		Accompl. Type: ▼	Proposed Units		
	Actual Units			Actual Units		
Program Year 5	Fund Source: ▼	Proposed Amt.		Fund Source: ▼	Proposed Amt.	
		Actual Amount			Actual Amount	
	Fund Source: ▼	Proposed Amt.		Fund Source: ▼	Proposed Amt.	
		Actual Amount			Actual Amount	
	Accompl. Type: ▼	Proposed Units		Accompl. Type: ▼	Proposed Units	
		Actual Units			Actual Units	
Accompl. Type: ▼	Proposed Units		Accompl. Type: ▼	Proposed Units		
	Actual Units			Actual Units		

Project Name: Sec 108 Loan Repay Streetscape				
Description:	IDIS Project #: UOG Code: PA429007 BEAVER COUNTY			
LM Repayment of principal and interest for Section 108 Loan used for Streetscapes in Ambridge, Midland, New Brighton				
Location: 105513, 1013 Eighth Avenue, Ambridge, Midland, New Brighton, Beaver Falls 15010,	Priority Need Category Select one: Infrastructure			
Expected Completion Date: (08/31/2012)	Explanation: IDIS #			
Objective Category <input type="radio"/> Decent Housing <input checked="" type="radio"/> Suitable Living Environment <input type="radio"/> Economic Opportunity	Specific Objectives			
Outcome Categories <input type="checkbox"/> Availability/Accessibility <input type="checkbox"/> Affordability <input checked="" type="checkbox"/> Sustainability	1 Improve quality / increase quantity of public improvements for lower income persons 2 3			
Project-level Accomplishments	Accompl. Type: Proposed	Accompl. Type: Proposed		
	Underway	Underway		
	Complete	Complete		
	Accompl. Type: Proposed	Accompl. Type: Proposed		
	Underway	Underway		
	Complete	Complete		
	Accompl. Type: Proposed	Accompl. Type: Proposed		
	Underway	Underway		
	Complete	Complete		
Proposed Outcome	Performance Measure	Actual Outcome		
SL-3(19F)	Funds expended on Section 108 Loan Repay Streetscape			
19F Planned Repayment of Section 108 Loan Principal	Matrix Codes			
Matrix Codes	Matrix Codes			
Matrix Codes	Matrix Codes			
Program Year 1	CDBG	Proposed Amt. 620,504	Fund Source:	Proposed Amt.
		Actual Amount		Actual Amount
	Fund Source:	Proposed Amt.	Fund Source:	Proposed Amt.
		Actual Amount		Actual Amount
	Accompl. Type:	Proposed Units	Accompl. Type:	Proposed Units
		Actual Units		Actual Units
	Accompl. Type:	Proposed Units	Accompl. Type:	Proposed Units
		Actual Units		Actual Units

Program Year 2	Fund Source: ▼	Proposed Amt.		Fund Source: ▼	Proposed Amt.	
		Actual Amount			Actual Amount	
	Fund Source: ▼	Proposed Amt.		Fund Source: ▼	Proposed Amt.	
		Actual Amount			Actual Amount	
	Accompl. Type: ▼	Proposed Units		Accompl. Type: ▼	Proposed Units	
		Actual Units			Actual Units	
Program Year 3	Fund Source: ▼	Proposed Amt.		Fund Source: ▼	Proposed Amt.	
		Actual Amount			Actual Amount	
	Fund Source: ▼	Proposed Amt.		Fund Source: ▼	Proposed Amt.	
		Actual Amount			Actual Amount	
	Accompl. Type: ▼	Proposed Units		Accompl. Type: ▼	Proposed Units	
		Actual Units			Actual Units	
Program Year 4	Fund Source: ▼	Proposed Amt.		Fund Source: ▼	Proposed Amt.	
		Actual Amount			Actual Amount	
	Fund Source: ▼	Proposed Amt.		Fund Source: ▼	Proposed Amt.	
		Actual Amount			Actual Amount	
	Accompl. Type: ▼	Proposed Units		Accompl. Type: ▼	Proposed Units	
		Actual Units			Actual Units	
Program Year 5	Fund Source: ▼	Proposed Amt.		Fund Source: ▼	Proposed Amt.	
		Actual Amount			Actual Amount	
	Fund Source: ▼	Proposed Amt.		Fund Source: ▼	Proposed Amt.	
		Actual Amount			Actual Amount	
	Accompl. Type: ▼	Proposed Units		Accompl. Type: ▼	Proposed Units	
		Actual Units			Actual Units	
	Accompl. Type: ▼	Proposed Units		Accompl. Type: ▼	Proposed Units	
		Actual Units			Actual Units	

Project Name: Countywide Streetscape					
Description:	IDIS Project #: UOG Code: PA429007 BEAVER COUNTY				
RB Streetscape improvements in the areas of Aliquippa, Ambridge, Beaver, Beaver Falls, Bridgewater, Freedom, Midland, Monaca, New Brighton and/or Rochester Boro					
Location:	Priority Need Category				
105517, 1013 Eighth Avenue, BC Rivertowns, Beaver Falls, 15010	Select one: Infrastructure				
Expected Completion Date:	Explanation:				
(08/31/2012)	PFI 570.201(c), SBA 570.208(b)(1) Aliquippa, Ambridge, Beaver, Beaver Falls, Bridgewater, Freedom, Midland, Monaca, New Brighton and/or Rochester Boro IDIS #				
Objective Category	Specific Objectives				
<input type="radio"/> Decent Housing <input checked="" type="radio"/> Suitable Living Environment <input type="radio"/> Economic Opportunity	1 Improve quality / increase quantity of public improvements for lower income persons 2 3				
Outcome Categories:					
<input type="checkbox"/> Availability/Accessibility <input type="checkbox"/> Affordability <input checked="" type="checkbox"/> Sustainability					
Project-level Accomplishments	01 People	Proposed	54746	Accompl. Type:	Proposed
		Underway			Underway
		Complete			Complete
	Accompl. Type:	Proposed		Accompl. Type:	Proposed
		Underway			Underway
		Complete			Complete
	Accompl. Type:	Proposed		Accompl. Type:	Proposed
		Underway			Underway
		Complete			Complete
Proposed Outcome	Performance Measure	Actual Outcome			
SL-3(03L)	benefit low income persons through countywide streetscape improvements				
19C CDBG Non-profit Organization Capacity Building	Matrix Codes				
Matrix Codes	Matrix Codes				
Matrix Codes	Matrix Codes				
Program Year 1	CDBG	Proposed Amt.	180,000	Fund Source:	Proposed Amt.
		Actual Amount			Actual Amount
	Fund Source:	Proposed Amt.		Fund Source:	Proposed Amt.
		Actual Amount			Actual Amount
	Accompl. Type:	Proposed Units		Accompl. Type:	Proposed Units
		Actual Units			Actual Units
	Accompl. Type:	Proposed Units		Accompl. Type:	Proposed Units
		Actual Units			Actual Units

Program Year 2	Fund Source: ▼	Proposed Amt.		Fund Source: ▼	Proposed Amt.	
		Actual Amount			Actual Amount	
	Fund Source: ▼	Proposed Amt.		Fund Source: ▼	Proposed Amt.	
		Actual Amount			Actual Amount	
	Accompl. Type: ▼	Proposed Units		Accompl. Type: ▼	Proposed Units	
		Actual Units			Actual Units	
	Accompl. Type: ▼	Proposed Units		Accompl. Type: ▼	Proposed Units	
		Actual Units			Actual Units	
Program Year 3	Fund Source: ▼	Proposed Amt.		Fund Source: ▼	Proposed Amt.	
		Actual Amount			Actual Amount	
	Fund Source: ▼	Proposed Amt.		Fund Source: ▼	Proposed Amt.	
		Actual Amount			Actual Amount	
	Accompl. Type: ▼	Proposed Units		Accompl. Type: ▼	Proposed Units	
		Actual Units			Actual Units	
	Accompl. Type: ▼	Proposed Units		Accompl. Type: ▼	Proposed Units	
		Actual Units			Actual Units	
Program Year 4	Fund Source: ▼	Proposed Amt.		Fund Source: ▼	Proposed Amt.	
		Actual Amount			Actual Amount	
	Fund Source: ▼	Proposed Amt.		Fund Source: ▼	Proposed Amt.	
		Actual Amount			Actual Amount	
	Accompl. Type: ▼	Proposed Units		Accompl. Type: ▼	Proposed Units	
		Actual Units			Actual Units	
	Accompl. Type: ▼	Proposed Units		Accompl. Type: ▼	Proposed Units	
		Actual Units			Actual Units	
Program Year 5	Fund Source: ▼	Proposed Amt.		Fund Source: ▼	Proposed Amt.	
		Actual Amount			Actual Amount	
	Fund Source: ▼	Proposed Amt.		Fund Source: ▼	Proposed Amt.	
		Actual Amount			Actual Amount	
	Accompl. Type: ▼	Proposed Units		Accompl. Type: ▼	Proposed Units	
		Actual Units			Actual Units	
	Accompl. Type: ▼	Proposed Units		Accompl. Type: ▼	Proposed Units	
		Actual Units			Actual Units	

Project Name: Façade Improvement Program				
Description:	IDIS Project #: UOG Code: PA429007 BEAVER COUNTY			
SM Renovation of facades in the downtown communities of Aliquippa, Ambridge, Beaver, Beaver Falls, Bridgewater, Freedom, Midland, Monaca, New Brighton and Rochester Boro				
Location:	Priority Need Category			
105503, 1013 Eighth Avenue, BC Rivertowns, Beaver Falls, 15010	Select one: Economic Development ▼			
Explanation:				
Expected Completion Date: (08/31/2012)	Rehab 570.202 (a) (3), SBA 570.208 (b) (1) in Beaver, Bridgewater & Monaca, and LMA by CT in Aliquippa, Ambridge, Beaver Falls, Freedom, Midland, New Brighton and Rochester Boro. LMA - IDIS # ; SBA- IDIS #			
Objective Category	Specific Objectives			
<input type="radio"/> Decent Housing <input type="radio"/> Suitable Living Environment <input checked="" type="radio"/> Economic Opportunity	1 Improve economic opportunities for low-income persons ▼ 2 ▼ 3 ▼			
Outcome Categories				
<input type="checkbox"/> Availability/Accessibility <input type="checkbox"/> Affordability <input checked="" type="checkbox"/> Sustainability				
Project-level Accomplishments	08 Businesses ▼	Proposed 30	Accompl. Type: ▼	Proposed
		Underway		Underway
		Complete		Complete
	Accompl. Type: ▼	Proposed	Accompl. Type: ▼	Proposed
		Underway		Underway
		Complete		Complete
	Accompl. Type: ▼	Proposed	Accompl. Type: ▼	Proposed
		Underway		Underway
		Complete		Complete
Proposed Outcome	Performance Measure	Actual Outcome		
EO-3(14E)	Assist businesses through the façade rehabilitation program			
14E Rehab; Publicly or Privately-Owned Commercial/Indu 570.2 ▼	Matrix Codes ▼			
Matrix Codes ▼	Matrix Codes ▼			
Matrix Codes ▼	Matrix Codes ▼			
Program Year 1	CDBG ▼	Proposed Amt. 350,000	Fund Source: ▼	Proposed Amt.
		Actual Amount		Actual Amount
	Fund Source: ▼	Proposed Amt.	Fund Source: ▼	Proposed Amt.
		Actual Amount		Actual Amount
	Accompl. Type: ▼	Proposed Units	Accompl. Type: ▼	Proposed Units
		Actual Units		Actual Units
	Accompl. Type: ▼	Proposed Units	Accompl. Type: ▼	Proposed Units
		Actual Units		Actual Units

Program Year 2	Fund Source: ▼	Proposed Amt.		Fund Source: ▼	Proposed Amt.	
		Actual Amount			Actual Amount	
	Fund Source: ▼	Proposed Amt.		Fund Source: ▼	Proposed Amt.	
		Actual Amount			Actual Amount	
	Accompl. Type: ▼	Proposed Units		Accompl. Type: ▼	Proposed Units	
		Actual Units			Actual Units	
Program Year 3	Fund Source: ▼	Proposed Amt.		Fund Source: ▼	Proposed Amt.	
		Actual Amount			Actual Amount	
	Fund Source: ▼	Proposed Amt.		Fund Source: ▼	Proposed Amt.	
		Actual Amount			Actual Amount	
	Accompl. Type: ▼	Proposed Units		Accompl. Type: ▼	Proposed Units	
		Actual Units			Actual Units	
Program Year 4	Fund Source: ▼	Proposed Amt.		Fund Source: ▼	Proposed Amt.	
		Actual Amount			Actual Amount	
	Fund Source: ▼	Proposed Amt.		Fund Source: ▼	Proposed Amt.	
		Actual Amount			Actual Amount	
	Accompl. Type: ▼	Proposed Units		Accompl. Type: ▼	Proposed Units	
		Actual Units			Actual Units	
Program Year 5	Fund Source: ▼	Proposed Amt.		Fund Source: ▼	Proposed Amt.	
		Actual Amount			Actual Amount	
	Fund Source: ▼	Proposed Amt.		Fund Source: ▼	Proposed Amt.	
		Actual Amount			Actual Amount	
	Accompl. Type: ▼	Proposed Units		Accompl. Type: ▼	Proposed Units	
		Actual Units			Actual Units	
	Accompl. Type: ▼	Proposed Units		Accompl. Type: ▼	Proposed Units	
		Actual Units			Actual Units	

Project Name: Main Street Network					
Description:	IDIS Project #: UOG Code: PA429007 BEAVER COUNTY				
SM Planning services for downtown revitalization in the communities of Aliquippa, Ambridge, Beaver, Beaver Falls, Bridgewater, Freedom, Midland, Monaca, New Brighton and Rochester Boro					
Location:	Priority Need Category				
1095515, 1013 Eighth Avenue, BC Rivertowns, Beaver Falls, 15010	Select one: Economic Development				
Expected Completion Date:	Explanation:				
(08/31/2012)	NP Org Cap Bldg 570.201(p) LMA-CT 570.208(a)(1) IDIS #				
Objective Category	Specific Objectives				
<input type="radio"/> Decent Housing <input type="radio"/> Suitable Living Environment <input checked="" type="radio"/> Economic Opportunity	1 Improve economic opportunities for low-income persons 2 3				
Outcome Categories					
<input type="checkbox"/> Availability/Accessibility <input type="checkbox"/> Affordability <input checked="" type="checkbox"/> Sustainability					
Project-level Accomplishments	09 Organizations	Proposed	10	Accompl. Type:	Proposed
		Underway			Underway
		Complete			Complete
	Accompl. Type:	Proposed		Accompl. Type:	Proposed
		Underway			Underway
		Complete			Complete
	Accompl. Type:	Proposed		Accompl. Type:	Proposed
		Underway			Underway
		Complete			Complete
Proposed Outcome	Performance Measure	Actual Outcome			
EO-3(19C)	Assist 10 organizations through the Main Street Network				
19C CDBG Non-profit Organization Capacity Building	Matrix Codes	Matrix Codes			
Matrix Codes	Matrix Codes	Matrix Codes			
Matrix Codes	Matrix Codes	Matrix Codes			
Program Year 1	Fund Source:	Proposed Amt.	150,000	Fund Source:	Proposed Amt.
		Actual Amount			Actual Amount
	Fund Source:	Proposed Amt.		Fund Source:	Proposed Amt.
		Actual Amount			Actual Amount
	Accompl. Type:	Proposed Units		Accompl. Type:	Proposed Units
		Actual Units			Actual Units
	Accompl. Type:	Proposed Units		Accompl. Type:	Proposed Units
		Actual Units			Actual Units

Program Year 2	Fund Source: ▼	Proposed Amt.		Fund Source: ▼	Proposed Amt.	
		Actual Amount			Actual Amount	
	Fund Source: ▼	Proposed Amt.		Fund Source: ▼	Proposed Amt.	
		Actual Amount			Actual Amount	
	Accompl. Type: ▼	Proposed Units		Accompl. Type: ▼	Proposed Units	
		Actual Units			Actual Units	
	Accompl. Type: ▼	Proposed Units		Accompl. Type: ▼	Proposed Units	
		Actual Units			Actual Units	
Program Year 3	Fund Source: ▼	Proposed Amt.		Fund Source: ▼	Proposed Amt.	
		Actual Amount			Actual Amount	
	Fund Source: ▼	Proposed Amt.		Fund Source: ▼	Proposed Amt.	
		Actual Amount			Actual Amount	
	Accompl. Type: ▼	Proposed Units		Accompl. Type: ▼	Proposed Units	
		Actual Units			Actual Units	
	Accompl. Type: ▼	Proposed Units		Accompl. Type: ▼	Proposed Units	
		Actual Units			Actual Units	
Program Year 4	Fund Source: ▼	Proposed Amt.		Fund Source: ▼	Proposed Amt.	
		Actual Amount			Actual Amount	
	Fund Source: ▼	Proposed Amt.		Fund Source: ▼	Proposed Amt.	
		Actual Amount			Actual Amount	
	Accompl. Type: ▼	Proposed Units		Accompl. Type: ▼	Proposed Units	
		Actual Units			Actual Units	
	Accompl. Type: ▼	Proposed Units		Accompl. Type: ▼	Proposed Units	
		Actual Units			Actual Units	
Program Year 5	Fund Source: ▼	Proposed Amt.		Fund Source: ▼	Proposed Amt.	
		Actual Amount			Actual Amount	
	Fund Source: ▼	Proposed Amt.		Fund Source: ▼	Proposed Amt.	
		Actual Amount			Actual Amount	
	Accompl. Type: ▼	Proposed Units		Accompl. Type: ▼	Proposed Units	
		Actual Units			Actual Units	
	Accompl. Type: ▼	Proposed Units		Accompl. Type: ▼	Proposed Units	
		Actual Units			Actual Units	

Project Name: Countywide Demolition				
Description:	IDIS Project #: UOG Code: PA429007 BEAVER COUNTY			
RB Demolition and clearing of blighted structures.				
Location:	Priority Need Category			
105518, 1013 Eighth Ave, Beaver Falls 15010, Countywide	Select one: Infrastructure ▼			
Expected Completion Date:	Explanation:			
(08/31/2012)	CL 570.201 (d), SBS 570.208(b)(2). IDIS#			
Objective Category	Specific Objectives			
<input type="radio"/> Decent Housing <input checked="" type="radio"/> Suitable Living Environment <input type="radio"/> Economic Opportunity	1 Improve quality / increase quantity of public improvements for lower income persons ▼			
Outcome Categories	2 ▼			
<input type="checkbox"/> Availability/Accessibility <input type="checkbox"/> Affordability <input checked="" type="checkbox"/> Sustainability	3 ▼			
Project-level Accomplishments	10 Housing Units ▼	Proposed 10	Accompl. Type: ▼	Proposed
		Underway		Underway
		Complete		Complete
	Accompl. Type: ▼	Proposed	Accompl. Type: ▼	Proposed
		Underway		Underway
		Complete		Complete
	Accompl. Type: ▼	Proposed	Accompl. Type: ▼	Proposed
		Underway		Underway
		Complete		Complete
Proposed Outcome	Performance Measure	Actual Outcome		
SL-3(04)	elimination of slums and blight through Countywide Demolition			
04 Clearance and Demolition 570.201(d) ▼	Matrix Codes ▼			
Matrix Codes ▼	Matrix Codes ▼			
Matrix Codes ▼	Matrix Codes ▼			
Program Year 1	CDBG ▼	Proposed Amt. 75,000	Fund Source: ▼	Proposed Amt.
		Actual Amount		Actual Amount
	Fund Source: ▼	Proposed Amt.	Fund Source: ▼	Proposed Amt.
		Actual Amount		Actual Amount
	Accompl. Type: ▼	Proposed Units	Accompl. Type: ▼	Proposed Units
		Actual Units		Actual Units
	Accompl. Type: ▼	Proposed Units	Accompl. Type: ▼	Proposed Units
		Actual Units		Actual Units

Program Year 2	Fund Source: ▼	Proposed Amt.		Fund Source: ▼	Proposed Amt.	
		Actual Amount			Actual Amount	
	Fund Source: ▼	Proposed Amt.		Fund Source: ▼	Proposed Amt.	
		Actual Amount			Actual Amount	
	Accompl. Type: ▼	Proposed Units		Accompl. Type: ▼	Proposed Units	
		Actual Units			Actual Units	
Accompl. Type: ▼	Proposed Units		Accompl. Type: ▼	Proposed Units		
	Actual Units			Actual Units		
Program Year 3	Fund Source: ▼	Proposed Amt.		Fund Source: ▼	Proposed Amt.	
		Actual Amount			Actual Amount	
	Fund Source: ▼	Proposed Amt.		Fund Source: ▼	Proposed Amt.	
		Actual Amount			Actual Amount	
	Accompl. Type: ▼	Proposed Units		Accompl. Type: ▼	Proposed Units	
		Actual Units			Actual Units	
Accompl. Type: ▼	Proposed Units		Accompl. Type: ▼	Proposed Units		
	Actual Units			Actual Units		
Program Year 4	Fund Source: ▼	Proposed Amt.		Fund Source: ▼	Proposed Amt.	
		Actual Amount			Actual Amount	
	Fund Source: ▼	Proposed Amt.		Fund Source: ▼	Proposed Amt.	
		Actual Amount			Actual Amount	
	Accompl. Type: ▼	Proposed Units		Accompl. Type: ▼	Proposed Units	
		Actual Units			Actual Units	
Accompl. Type: ▼	Proposed Units		Accompl. Type: ▼	Proposed Units		
	Actual Units			Actual Units		
Program Year 5	Fund Source: ▼	Proposed Amt.		Fund Source: ▼	Proposed Amt.	
		Actual Amount			Actual Amount	
	Fund Source: ▼	Proposed Amt.		Fund Source: ▼	Proposed Amt.	
		Actual Amount			Actual Amount	
	Accompl. Type: ▼	Proposed Units		Accompl. Type: ▼	Proposed Units	
		Actual Units			Actual Units	
Accompl. Type: ▼	Proposed Units		Accompl. Type: ▼	Proposed Units		
	Actual Units			Actual Units		

Project Name: Fair Housing						
Description:	IDIS Project #: UOG Code: PA429007 BEAVER COUNTY					
CS Activities to promote fair housing						
Location:	Priority Need Category					
105514, 1013 Eighth Avenue, Beaver Falls, Countywide	Select one: Planning/Administration ▼					
Explanation:						
Expected Completion Date: (08/31/2012)	Admin 570.206(c) See Analysis of Impediments to Fair Housing Choice for specific actions. IDIS #					
Objective Category	Specific Objectives					
<input type="radio"/> Decent Housing <input type="radio"/> Suitable Living Environment <input type="radio"/> Economic Opportunity						
Outcome Categories	1					
<input type="checkbox"/> Availability/Accessibility	2					
<input type="checkbox"/> Affordability	3					
<input type="checkbox"/> Sustainability						
Project-level Accomplishments	Accompl. Type: ▼	Proposed		Accompl. Type: ▼	Proposed	
		Underway			Underway	
		Complete			Complete	
	Accompl. Type: ▼	Proposed		Accompl. Type: ▼	Proposed	
		Underway			Underway	
		Complete			Complete	
	Accompl. Type: ▼	Proposed		Accompl. Type: ▼	Proposed	
		Underway			Underway	
		Complete			Complete	
Proposed Outcome	Performance Measure	Actual Outcome				
O-1(21D)	through Beaver County Fair Housing program					
21D Fair Housing Activities (subject to 20% Admin cap) 570.206		Matrix Codes ▼				
Matrix Codes ▼		Matrix Codes ▼				
Matrix Codes ▼		Matrix Codes ▼				
Program Year 1	CDBG ▼	Proposed Amt.	20,000	Fund Source: ▼	Proposed Amt.	
		Actual Amount			Actual Amount	
	Fund Source: ▼	Proposed Amt.		Fund Source: ▼	Proposed Amt.	
		Actual Amount			Actual Amount	
	Accompl. Type: ▼	Proposed Units		Accompl. Type: ▼	Proposed Units	
		Actual Units			Actual Units	
	Accompl. Type: ▼	Proposed Units		Accompl. Type: ▼	Proposed Units	
		Actual Units			Actual Units	

Program Year 2	Fund Source: ▼	Proposed Amt.		Fund Source: ▼	Proposed Amt.	
		Actual Amount			Actual Amount	
	Fund Source: ▼	Proposed Amt.		Fund Source: ▼	Proposed Amt.	
		Actual Amount			Actual Amount	
	Accompl. Type: ▼	Proposed Units		Accompl. Type: ▼	Proposed Units	
		Actual Units			Actual Units	
Accompl. Type: ▼	Proposed Units		Accompl. Type: ▼	Proposed Units		
	Actual Units			Actual Units		
Program Year 3	Fund Source: ▼	Proposed Amt.		Fund Source: ▼	Proposed Amt.	
		Actual Amount			Actual Amount	
	Fund Source: ▼	Proposed Amt.		Fund Source: ▼	Proposed Amt.	
		Actual Amount			Actual Amount	
	Accompl. Type: ▼	Proposed Units		Accompl. Type: ▼	Proposed Units	
		Actual Units			Actual Units	
Accompl. Type: ▼	Proposed Units		Accompl. Type: ▼	Proposed Units		
	Actual Units			Actual Units		
Program Year 4	Fund Source: ▼	Proposed Amt.		Fund Source: ▼	Proposed Amt.	
		Actual Amount			Actual Amount	
	Fund Source: ▼	Proposed Amt.		Fund Source: ▼	Proposed Amt.	
		Actual Amount			Actual Amount	
	Accompl. Type: ▼	Proposed Units		Accompl. Type: ▼	Proposed Units	
		Actual Units			Actual Units	
Accompl. Type: ▼	Proposed Units		Accompl. Type: ▼	Proposed Units		
	Actual Units			Actual Units		
Program Year 5	Fund Source: ▼	Proposed Amt.		Fund Source: ▼	Proposed Amt.	
		Actual Amount			Actual Amount	
	Fund Source: ▼	Proposed Amt.		Fund Source: ▼	Proposed Amt.	
		Actual Amount			Actual Amount	
	Accompl. Type: ▼	Proposed Units		Accompl. Type: ▼	Proposed Units	
		Actual Units			Actual Units	
Accompl. Type: ▼	Proposed Units		Accompl. Type: ▼	Proposed Units		
	Actual Units			Actual Units		

Project Name: HOME Grant Admin		
Description: CS HOME Grant Administration	IDIS Project #: UOG Code: PA429007 BEAVER COUNTY	
Location: HOME10-1 1013 Eighth Avenue, Countywide, Beaver Falls, PA 15010	Priority Need Category Select one: Planning/Administration ▼	
Expected Completion Date: (08/31/2012)	Explanation: Eligible Home Admin/Planning. IDIS #	
Objective Category <input type="radio"/> Decent Housing <input type="radio"/> Suitable Living Environment <input type="radio"/> Economic Opportunity	Specific Objectives	
Outcome Categories <input type="checkbox"/> Availability/Accessibility <input type="checkbox"/> Affordability <input type="checkbox"/> Sustainability	1 2 3	
Project-level Accomplishments	Accompl. Type: ▼ Proposed Underway Complete	Accompl. Type: ▼ Proposed Underway Complete
	Accompl. Type: ▼ Proposed Underway Complete	Accompl. Type: ▼ Proposed Underway Complete
	Accompl. Type: ▼ Proposed Underway Complete	Accompl. Type: ▼ Proposed Underway Complete
	Proposed Outcome	
	Performance Measure	
	Actual Outcome	
	21H HOME Admin/Planning Costs of PJ (subject to 5% cap) ▼ Matrix Codes ▼	
	Matrix Codes ▼ Matrix Codes ▼	
	Matrix Codes ▼ Matrix Codes ▼	
Program Year 1	HOME ▼ Proposed Amt. 84,726 Actual Amount	Fund Source: ▼ Proposed Amt. Actual Amount
	Fund Source: ▼ Proposed Amt. Actual Amount	Fund Source: ▼ Proposed Amt. Actual Amount
	Accompl. Type: ▼ Proposed Units Actual Units	Accompl. Type: ▼ Proposed Units Actual Units
	Accompl. Type: ▼ Proposed Units Actual Units	Accompl. Type: ▼ Proposed Units Actual Units

Program Year 2	Fund Source: ▼	Proposed Amt.		Fund Source: ▼	Proposed Amt.	
		Actual Amount			Actual Amount	
	Fund Source: ▼	Proposed Amt.		Fund Source: ▼	Proposed Amt.	
		Actual Amount			Actual Amount	
	Accompl. Type: ▼	Proposed Units		Accompl. Type: ▼	Proposed Units	
		Actual Units			Actual Units	
Program Year 3	Fund Source: ▼	Proposed Amt.		Fund Source: ▼	Proposed Amt.	
		Actual Amount			Actual Amount	
	Fund Source: ▼	Proposed Amt.		Fund Source: ▼	Proposed Amt.	
		Actual Amount			Actual Amount	
	Accompl. Type: ▼	Proposed Units		Accompl. Type: ▼	Proposed Units	
		Actual Units			Actual Units	
Program Year 4	Fund Source: ▼	Proposed Amt.		Fund Source: ▼	Proposed Amt.	
		Actual Amount			Actual Amount	
	Fund Source: ▼	Proposed Amt.		Fund Source: ▼	Proposed Amt.	
		Actual Amount			Actual Amount	
	Accompl. Type: ▼	Proposed Units		Accompl. Type: ▼	Proposed Units	
		Actual Units			Actual Units	
Program Year 5	Fund Source: ▼	Proposed Amt.		Fund Source: ▼	Proposed Amt.	
		Actual Amount			Actual Amount	
	Fund Source: ▼	Proposed Amt.		Fund Source: ▼	Proposed Amt.	
		Actual Amount			Actual Amount	
	Accompl. Type: ▼	Proposed Units		Accompl. Type: ▼	Proposed Units	
		Actual Units			Actual Units	
	Accompl. Type: ▼	Proposed Units		Accompl. Type: ▼	Proposed Units	
		Actual Units			Actual Units	

Project Name: CHDO Operations								
Description: CS CHDO Operations	IDIS Project #: UOG Code: PA429007 BEAVER COUNTY							
Location: HOME10-3, 1013 Eighth Avenue, Countywide, Beaver Falls, PA 15010	Priority Need Category Select one: Other							
Expected Completion Date: (08/31/2012)	Explanation: Eligible Home Costs. IDIS #							
Objective Category <input type="radio"/> Decent Housing <input type="radio"/> Suitable Living Environment <input type="radio"/> Economic Opportunity	Specific Objectives							
Outcome Categories <input type="checkbox"/> Availability/Accessibility <input type="checkbox"/> Affordability <input type="checkbox"/> Sustainability	1 2 3							
Project-level Accomplishments	09 Organizations	Proposed	Underway	Complete	Accompl. Type:	Proposed	Underway	Complete
	Accompl. Type:	Proposed	Underway	Complete	Accompl. Type:	Proposed	Underway	Complete
	Accompl. Type:	Proposed	Underway	Complete	Accompl. Type:	Proposed	Underway	Complete
Proposed Outcome	Performance Measure	Actual Outcome						
21I HOME CHDO Operating Expenses (subject to 5% cap)	Matrix Codes	Matrix Codes						
Matrix Codes	Matrix Codes	Matrix Codes						
Matrix Codes	Matrix Codes	Matrix Codes						
Program Year 1	HOME	Proposed Amt.	42,363	Fund Source:	Proposed Amt.	Actual Amount		
		Actual Amount						
	Fund Source:	Proposed Amt.		Fund Source:	Proposed Amt.	Actual Amount		
		Actual Amount						
	Accompl. Type:	Proposed Units		Accompl. Type:	Proposed Units	Actual Units		
		Actual Units						
	Accompl. Type:	Proposed Units		Accompl. Type:	Proposed Units	Actual Units		
		Actual Units						

Program Year 2	Fund Source: ▼	Proposed Amt.		Fund Source: ▼	Proposed Amt.	
		Actual Amount			Actual Amount	
	Fund Source: ▼	Proposed Amt.		Fund Source: ▼	Proposed Amt.	
		Actual Amount			Actual Amount	
	Accompl. Type: ▼	Proposed Units		Accompl. Type: ▼	Proposed Units	
		Actual Units			Actual Units	
Program Year 3	Fund Source: ▼	Proposed Amt.		Fund Source: ▼	Proposed Amt.	
		Actual Amount			Actual Amount	
	Fund Source: ▼	Proposed Amt.		Fund Source: ▼	Proposed Amt.	
		Actual Amount			Actual Amount	
	Accompl. Type: ▼	Proposed Units		Accompl. Type: ▼	Proposed Units	
		Actual Units			Actual Units	
Program Year 4	Fund Source: ▼	Proposed Amt.		Fund Source: ▼	Proposed Amt.	
		Actual Amount			Actual Amount	
	Fund Source: ▼	Proposed Amt.		Fund Source: ▼	Proposed Amt.	
		Actual Amount			Actual Amount	
	Accompl. Type: ▼	Proposed Units		Accompl. Type: ▼	Proposed Units	
		Actual Units			Actual Units	
Program Year 5	Fund Source: ▼	Proposed Amt.		Fund Source: ▼	Proposed Amt.	
		Actual Amount			Actual Amount	
	Fund Source: ▼	Proposed Amt.		Fund Source: ▼	Proposed Amt.	
		Actual Amount			Actual Amount	
	Accompl. Type: ▼	Proposed Units		Accompl. Type: ▼	Proposed Units	
		Actual Units			Actual Units	
	Accompl. Type: ▼	Proposed Units		Accompl. Type: ▼	Proposed Units	
		Actual Units			Actual Units	

Project Name: CHDO Set Aside				
Description:	IDIS Project #: UOG Code: PA429007 BEAVER COUNTY			
CS CHDO Set Aside for rehab or construction of Low Income Housing				
Location:	Priority Need Category			
HOME10-3	Select one: Owner Occupied Housing ▼			
Explanation:				
Expected Completion Date:	Eligible Home activity. IDIS #			
(08/31/2012)				
Objective Category				
<input checked="" type="radio"/> Decent Housing				
<input type="radio"/> Suitable Living Environment				
<input type="radio"/> Economic Opportunity				
Specific Objectives				
Outcome Categories	1 Increase the availability of affordable owner housing ▼			
<input checked="" type="checkbox"/> Availability/Accessibility	2 ▼			
<input type="checkbox"/> Affordability	3 ▼			
<input type="checkbox"/> Sustainability				
Project-level Accomplishments	10 Housing Units ▼	Proposed unknown	Accompl. Type: ▼	Proposed
		Underway		Underway
		Complete		Complete
	Accompl. Type: ▼	Proposed	Accompl. Type: ▼	Proposed
		Underway		Underway
		Complete		Complete
	Accompl. Type: ▼	Proposed	Accompl. Type: ▼	Proposed
		Underway		Underway
		Complete		Complete
Proposed Outcome	Performance Measure	Actual Outcome		
DH-1(A), DH-1 (C)	through construction/rehab of units for households with less than 30% MFI, 30-50% MFI, & 50-80% MFI			
14A Rehab; Single-Unit Residential 570.202 ▼	Matrix Codes ▼			
Matrix Codes ▼	Matrix Codes ▼			
Matrix Codes ▼	Matrix Codes ▼			
Program Year 1	HOME ▼	Proposed Amt. 150,000	Fund Source: ▼	Proposed Amt.
		Actual Amount		Actual Amount
	Fund Source: ▼	Proposed Amt.	Fund Source: ▼	Proposed Amt.
		Actual Amount		Actual Amount
	Accompl. Type: ▼	Proposed Units	Accompl. Type: ▼	Proposed Units
		Actual Units		Actual Units
	Accompl. Type: ▼	Proposed Units	Accompl. Type: ▼	Proposed Units
		Actual Units		Actual Units

Program Year 2	Fund Source: ▼	Proposed Amt.		Fund Source: ▼	Proposed Amt.	
		Actual Amount			Actual Amount	
	Fund Source: ▼	Proposed Amt.		Fund Source: ▼	Proposed Amt.	
		Actual Amount			Actual Amount	
	Accompl. Type: ▼	Proposed Units		Accompl. Type: ▼	Proposed Units	
		Actual Units			Actual Units	
Program Year 3	Fund Source: ▼	Proposed Amt.		Fund Source: ▼	Proposed Amt.	
		Actual Amount			Actual Amount	
	Fund Source: ▼	Proposed Amt.		Fund Source: ▼	Proposed Amt.	
		Actual Amount			Actual Amount	
	Accompl. Type: ▼	Proposed Units		Accompl. Type: ▼	Proposed Units	
		Actual Units			Actual Units	
Program Year 4	Fund Source: ▼	Proposed Amt.		Fund Source: ▼	Proposed Amt.	
		Actual Amount			Actual Amount	
	Fund Source: ▼	Proposed Amt.		Fund Source: ▼	Proposed Amt.	
		Actual Amount			Actual Amount	
	Accompl. Type: ▼	Proposed Units		Accompl. Type: ▼	Proposed Units	
		Actual Units			Actual Units	
Program Year 5	Fund Source: ▼	Proposed Amt.		Fund Source: ▼	Proposed Amt.	
		Actual Amount			Actual Amount	
	Fund Source: ▼	Proposed Amt.		Fund Source: ▼	Proposed Amt.	
		Actual Amount			Actual Amount	
	Accompl. Type: ▼	Proposed Units		Accompl. Type: ▼	Proposed Units	
		Actual Units			Actual Units	
	Accompl. Type: ▼	Proposed Units		Accompl. Type: ▼	Proposed Units	
		Actual Units			Actual Units	

Project Name: Other Home Funded Activities						
Description:	IDIS Project #: UOG Code: PA429007 BEAVER COUNTY CS Other HOME eligible activities such as Rental Housing Rehabilitation or New Construction					
Location: HOME10-1, 1013 Eighth Avenue, Countywide, Beaver Falls, PA 15010	Priority Need Category Select one: Rental Housing ▼					
Expected Completion Date: (08/31/2012)	Explanation: Eligible Home activity. IDIS #					
Objective Category <input checked="" type="radio"/> Decent Housing <input type="radio"/> Suitable Living Environment <input type="radio"/> Economic Opportunity	Specific Objectives					
Outcome Categories <input checked="" type="checkbox"/> Availability/Accessibility <input type="checkbox"/> Affordability <input type="checkbox"/> Sustainability	1 Increase the supply of affordable rental housing ▼ 2 Increase the availability of affordable owner housing ▼ 3 ▼					
Project-level Accomplishments	Accompl. Type: ▼	Proposed		Accompl. Type: ▼	Proposed	
		Underway			Underway	
		Complete			Complete	
	10 Housing Units ▼	Proposed	unknown	Accompl. Type: ▼	Proposed	
		Underway			Underway	
		Complete			Complete	
	Accompl. Type: ▼	Proposed		Accompl. Type: ▼	Proposed	
		Underway			Underway	
		Complete			Complete	
Proposed Outcome		Performance Measure		Actual Outcome		
DH-1(B), DH-1(D)		through construction/rehab of units for households with less than 30% MFI, 30-50% MFI, & 50-80% MFI				
14B Rehab; Multi-Unit Residential 570.202 ▼		Matrix Codes ▼				
Matrix Codes ▼		Matrix Codes ▼				
Matrix Codes ▼		Matrix Codes ▼				
Program Year 1	HOME ▼	Proposed Amt.	593,059	Fund Source: ▼	Proposed Amt.	
		Actual Amount			Actual Amount	
	Fund Source: ▼	Proposed Amt.		Fund Source: ▼	Proposed Amt.	
		Actual Amount			Actual Amount	
	Accompl. Type: ▼	Proposed Units		Accompl. Type: ▼	Proposed Units	
		Actual Units			Actual Units	
	Accompl. Type: ▼	Proposed Units		Accompl. Type: ▼	Proposed Units	
		Actual Units			Actual Units	

Program Year 2	Fund Source: ▼	Proposed Amt.		Fund Source: ▼	Proposed Amt.	
		Actual Amount			Actual Amount	
	Fund Source: ▼	Proposed Amt.		Fund Source: ▼	Proposed Amt.	
		Actual Amount			Actual Amount	
	Accompl. Type: ▼	Proposed Units		Accompl. Type: ▼	Proposed Units	
		Actual Units			Actual Units	
Program Year 3	Fund Source: ▼	Proposed Amt.		Fund Source: ▼	Proposed Amt.	
		Actual Amount			Actual Amount	
	Fund Source: ▼	Proposed Amt.		Fund Source: ▼	Proposed Amt.	
		Actual Amount			Actual Amount	
	Accompl. Type: ▼	Proposed Units		Accompl. Type: ▼	Proposed Units	
		Actual Units			Actual Units	
Program Year 4	Fund Source: ▼	Proposed Amt.		Fund Source: ▼	Proposed Amt.	
		Actual Amount			Actual Amount	
	Fund Source: ▼	Proposed Amt.		Fund Source: ▼	Proposed Amt.	
		Actual Amount			Actual Amount	
	Accompl. Type: ▼	Proposed Units		Accompl. Type: ▼	Proposed Units	
		Actual Units			Actual Units	
Program Year 5	Fund Source: ▼	Proposed Amt.		Fund Source: ▼	Proposed Amt.	
		Actual Amount			Actual Amount	
	Fund Source: ▼	Proposed Amt.		Fund Source: ▼	Proposed Amt.	
		Actual Amount			Actual Amount	
	Accompl. Type: ▼	Proposed Units		Accompl. Type: ▼	Proposed Units	
		Actual Units			Actual Units	
	Accompl. Type: ▼	Proposed Units		Accompl. Type: ▼	Proposed Units	
		Actual Units			Actual Units	

Project Name: ESG Grant Admin						
Description:	IDIS Project #: UOG Code: PA429007 BEAVER COUNTY					
CS - ESG Grant Administration						
Location: ESG10-1, 1013 Eighth Avenue, Countywide, Beaver Falls, PA 15010	Priority Need Category Select one: Planning/Administration ▼					
Expected Completion Date: (08/31/2012)	Explanation:					
Objective Category <input type="radio"/> Decent Housing <input type="radio"/> Suitable Living Environment <input type="radio"/> Economic Opportunity	Specific Objectives					
Outcome Categories <input type="checkbox"/> Availability/Accessibility <input type="checkbox"/> Affordability <input type="checkbox"/> Sustainability	1 2 3					
Project-level Accomplishments	Accompl. Type: ▼	Proposed		Accompl. Type: ▼	Proposed	
		Underway			Underway	
		Complete			Complete	
	Accompl. Type: ▼	Proposed		Accompl. Type: ▼	Proposed	
		Underway			Underway	
		Complete			Complete	
	Accompl. Type: ▼	Proposed		Accompl. Type: ▼	Proposed	
		Underway			Underway	
		Complete			Complete	
Proposed Outcome	Performance Measure	Actual Outcome				
31B Administration - grantee ▼		Matrix Codes ▼				
Matrix Codes ▼		Matrix Codes ▼				
Matrix Codes ▼		Matrix Codes ▼				
Program Year 1	ESG ▼	Proposed Amt.	8,500	Fund Source: ▼	Proposed Amt.	
		Actual Amount			Actual Amount	
	Fund Source: ▼	Proposed Amt.		Fund Source: ▼	Proposed Amt.	
		Actual Amount			Actual Amount	
	Accompl. Type: ▼	Proposed Units		Accompl. Type: ▼	Proposed Units	
		Actual Units			Actual Units	
	Accompl. Type: ▼	Proposed Units		Accompl. Type: ▼	Proposed Units	
		Actual Units			Actual Units	

Program Year 2	Fund Source: ▼	Proposed Amt.		Fund Source: ▼	Proposed Amt.	
		Actual Amount			Actual Amount	
	Fund Source: ▼	Proposed Amt.		Fund Source: ▼	Proposed Amt.	
		Actual Amount			Actual Amount	
	Accompl. Type: ▼	Proposed Units		Accompl. Type: ▼	Proposed Units	
		Actual Units			Actual Units	
Accompl. Type: ▼	Proposed Units		Accompl. Type: ▼	Proposed Units		
	Actual Units			Actual Units		
Program Year 3	Fund Source: ▼	Proposed Amt.		Fund Source: ▼	Proposed Amt.	
		Actual Amount			Actual Amount	
	Fund Source: ▼	Proposed Amt.		Fund Source: ▼	Proposed Amt.	
		Actual Amount			Actual Amount	
	Accompl. Type: ▼	Proposed Units		Accompl. Type: ▼	Proposed Units	
		Actual Units			Actual Units	
Accompl. Type: ▼	Proposed Units		Accompl. Type: ▼	Proposed Units		
	Actual Units			Actual Units		
Program Year 4	Fund Source: ▼	Proposed Amt.		Fund Source: ▼	Proposed Amt.	
		Actual Amount			Actual Amount	
	Fund Source: ▼	Proposed Amt.		Fund Source: ▼	Proposed Amt.	
		Actual Amount			Actual Amount	
	Accompl. Type: ▼	Proposed Units		Accompl. Type: ▼	Proposed Units	
		Actual Units			Actual Units	
Accompl. Type: ▼	Proposed Units		Accompl. Type: ▼	Proposed Units		
	Actual Units			Actual Units		
Program Year 5	Fund Source: ▼	Proposed Amt.		Fund Source: ▼	Proposed Amt.	
		Actual Amount			Actual Amount	
	Fund Source: ▼	Proposed Amt.		Fund Source: ▼	Proposed Amt.	
		Actual Amount			Actual Amount	
	Accompl. Type: ▼	Proposed Units		Accompl. Type: ▼	Proposed Units	
		Actual Units			Actual Units	
Accompl. Type: ▼	Proposed Units		Accompl. Type: ▼	Proposed Units		
	Actual Units			Actual Units		

Project Name: Shelter Oper & Support Svcs						
Description:	IDIS Project #: UOG Code: PA429007 BEAVER COUNTY					
CS Shelter Operations and Supportive Services						
Location:	Priority Need Category					
ESG10-2, 1013 Eighth Avenue, Countywide, Beaver Falls, PA 15010	Select one: Homeless/HIV/AIDS ▼					
Explanation:						
Expected Completion Date:						
(08/31/2012)						
Objective Category						
<input checked="" type="radio"/> Decent Housing <input type="radio"/> Suitable Living Environment <input type="radio"/> Economic Opportunity						
Outcome Categories:	Specific Objectives					
<input checked="" type="checkbox"/> Availability/Accessibility <input type="checkbox"/> Affordability <input type="checkbox"/> Sustainability	1 Increase the number of homeless persons moving into permanent housing ▼					
	2 ▼					
	3 ▼					
Project-level Accomplishments	Accompl. Type: ▼	Proposed		Accompl. Type: ▼	Proposed	
		Underway			Underway	
		Complete			Complete	
	Accompl. Type: ▼	Proposed		Accompl. Type: ▼	Proposed	
		Underway			Underway	
		Complete			Complete	
	Accompl. Type: ▼	Proposed		Accompl. Type: ▼	Proposed	
		Underway			Underway	
		Complete			Complete	
Proposed Outcome	Performance Measure	Actual Outcome				
DH-1(H)	through Shelter Operations and Supportive services					
03T Operating Costs of Homeless/AIDS Patients Programs ▼	Matrix Codes ▼					
Matrix Codes ▼	Matrix Codes ▼					
Matrix Codes ▼	Matrix Codes ▼					
Program Year 1	ESG ▼	Proposed Amt.	161,089	Fund Source: ▼	Proposed Amt.	
		Actual Amount			Actual Amount	
	Fund Source: ▼	Proposed Amt.		Fund Source: ▼	Proposed Amt.	
		Actual Amount			Actual Amount	
	Accompl. Type: ▼	Proposed Units		Accompl. Type: ▼	Proposed Units	
		Actual Units			Actual Units	
	Accompl. Type: ▼	Proposed Units		Accompl. Type: ▼	Proposed Units	
		Actual Units			Actual Units	

Program Year 2	Fund Source: ▼	Proposed Amt.		Fund Source: ▼	Proposed Amt.	
		Actual Amount			Actual Amount	
	Fund Source: ▼	Proposed Amt.		Fund Source: ▼	Proposed Amt.	
		Actual Amount			Actual Amount	
	Accompl. Type: ▼	Proposed Units		Accompl. Type: ▼	Proposed Units	
		Actual Units			Actual Units	
Program Year 3	Fund Source: ▼	Proposed Amt.		Fund Source: ▼	Proposed Amt.	
		Actual Amount			Actual Amount	
	Fund Source: ▼	Proposed Amt.		Fund Source: ▼	Proposed Amt.	
		Actual Amount			Actual Amount	
	Accompl. Type: ▼	Proposed Units		Accompl. Type: ▼	Proposed Units	
		Actual Units			Actual Units	
Program Year 4	Fund Source: ▼	Proposed Amt.		Fund Source: ▼	Proposed Amt.	
		Actual Amount			Actual Amount	
	Fund Source: ▼	Proposed Amt.		Fund Source: ▼	Proposed Amt.	
		Actual Amount			Actual Amount	
	Accompl. Type: ▼	Proposed Units		Accompl. Type: ▼	Proposed Units	
		Actual Units			Actual Units	
Program Year 5	Fund Source: ▼	Proposed Amt.		Fund Source: ▼	Proposed Amt.	
		Actual Amount			Actual Amount	
	Fund Source: ▼	Proposed Amt.		Fund Source: ▼	Proposed Amt.	
		Actual Amount			Actual Amount	
	Accompl. Type: ▼	Proposed Units		Accompl. Type: ▼	Proposed Units	
		Actual Units			Actual Units	



Summary of Specific Annual Objectives

Specific Obj. #	Outcome/Objective Specific Annual Objectives	Sources of Funds	Performance Indicators	Year	Expected Number	Actual Number	Percent Completed	
DH-1 Availability/Accessibility of Decent Housing								
DH-1 (137)	Improving Access to Affordable Owner Housing	Act 137	Assist <30% MFI households with downpayment and closing costs	2010	5		0%	
				2011			#DIV/0!	
		Source of Funds #2		2012			#DIV/0!	
				2013			#DIV/0!	
		Source of Funds #3		2014			#DIV/0!	
		MULTI-YEAR GOAL					0	#DIV/0!
		Act 137	Assist 30%<50% MFI households with downpayment and closing costs	2010	12		0%	
				2011			#DIV/0!	
		Source of Funds #2		2012			#DIV/0!	
		2013				#DIV/0!		
	Source of Funds #3	2014				#DIV/0!		
	MULTI-YEAR GOAL					0	#DIV/0!	
	Funding a first-time homebuyer assistance program	Act 137	Assist 50%<80% MFI households with downpayment and closing costs	2010	8		0%	
				2011			#DIV/0!	
		Source of Funds #2		2012			#DIV/0!	
				2013			#DIV/0!	
		Source of Funds #3		2014			#DIV/0!	
		MULTI-YEAR GOAL					0	#DIV/0!



Summary of Specific Annual Objectives

Specific Obj. #	Outcome/Objective Specific Annual Objectives	Sources of Funds	Performance Indicators	Year	Expected Number	Actual Number	Percent Completed	
DH-1 Availability/Accessibility of Decent Housing								
DH-1 (A)	Increase the Supply of Affordable Rental Housing through CHDO Developers	HOME	construction or rehab units for households with less than 30% MFI HOME10-3	2010	unknown		#VALUE!	
				2011			#DIV/0!	
		Source of Funds #2		2012			#DIV/0!	
				2013			#DIV/0!	
		Source of Funds #3		2014			#DIV/0!	
		MULTI-YEAR GOAL					0	#DIV/0!
		HOME	construction or rehab units for households with less than 30% MFI HOME10-3	2010	unknown		#VALUE!	
				2011			#DIV/0!	
		Source of Funds #2		2012			#DIV/0!	
		2013				#DIV/0!		
	Source of Funds #3	2014				#DIV/0!		
	MULTI-YEAR GOAL					0	#DIV/0!	
	through CHDO Set Aside	HOME	construction or rehab units for households with less than 30% MFI HOME10-3	2010	unknown		#VALUE!	
				2011			#DIV/0!	
		Source of Funds #2		2012			#DIV/0!	
		2013				#DIV/0!		
Source of Funds #3		2014				#DIV/0!		
MULTI-YEAR GOAL					0	#DIV/0!		



Summary of Specific Annual Objectives

Specific Obj. #	Outcome/Objective Specific Annual Objectives	Sources of Funds	Performance Indicators	Year	Expected Number	Actual Number	Percent Completed	
DH-1 Availability/Accessibility of Decent Housing								
DH-1 (A-1)	Increase the Supply of Affordable Rental Housing through CHDO Developers	HOME	construction or rehab units for persons with phsyiscal disabilities	2010	unknown		#VALUE!	
				2011			#DIV/0!	
		Source of Funds #2		2012			#DIV/0!	
				2013			#DIV/0!	
		Source of Funds #3		2014			#DIV/0!	
		MULTI-YEAR GOAL					0	#DIV/0!
		HOME	construction or rehab of units for elderly persons	2010	unknown		#VALUE!	
				2011			#DIV/0!	
		Source of Funds #2		2012			#DIV/0!	
		2013				#DIV/0!		
	Source of Funds #3	2014				#DIV/0!		
	MULTI-YEAR GOAL					0	#DIV/0!	
	through CHDO Set Aside	HOME	construction or rehab of units for frail elderly persons	2010	unknown		#VALUE!	
				2011			#DIV/0!	
		Source of Funds #2		2012			#DIV/0!	
				2013			#DIV/0!	
		Source of Funds #3		2014			#DIV/0!	
		MULTI-YEAR GOAL					0	#DIV/0!



Summary of Specific Annual Objectives

Specific Obj. #	Outcome/Objective Specific Annual Objectives	Sources of Funds	Performance Indicators	Year	Expected Number	Actual Number	Percent Completed		
DH-1 Availability/Accessibility of Decent Housing									
DH-1 (B)	Increase the Supply of Affordable Rental Housing through Private Developers	HOME	construction or rehab units for households with less than 30% MFI HOME10-2	2010	unknown		#VALUE!		
				2011			#DIV/0!		
		Source of Funds #2		2012			#DIV/0!		
				2013			#DIV/0!		
		Source of Funds #3		2014			#DIV/0!		
		MULTI-YEAR GOAL					0	#DIV/0!	
		HOME		construction or rehab units for households with income at 30% to < 50% MFI HOME10-2	2010	unknown		#VALUE!	
					2011			#DIV/0!	
		Source of Funds #2			2012			#DIV/0!	
		2013				#DIV/0!			
	Source of Funds #3	2014				#DIV/0!			
	MULTI-YEAR GOAL						0	#DIV/0!	
	Through Other Home Funded Activities	HOME	construction or rehab units for households with income at 50% to < 80% MFI HOME10-2		2010	unknown		#VALUE!	
					2011			#DIV/0!	
		Source of Funds #2			2012			#DIV/0!	
				2013			#DIV/0!		
		Source of Funds #3		2014			#DIV/0!		
		MULTI-YEAR GOAL					0	#DIV/0!	



Summary of Specific Annual Objectives

Specific Obj. #	Outcome/Objective Specific Annual Objectives	Sources of Funds	Performance Indicators	Year	Expected Number	Actual Number	Percent Completed		
DH-1 Availability/Accessibility of Decent Housing									
DH-1 (B-1)	Increase the Supply of Affordable Rental Housing through Private Developers	HOME	construction or rehab units for households for persons with physical disabilities	2010	unknown		#VALUE!		
				2011			#DIV/0!		
		Source of Funds #2		2012			#DIV/0!		
				2013			#DIV/0!		
		Source of Funds #3		2014			#DIV/0!		
		MULTI-YEAR GOAL					0	#DIV/0!	
		HOME		construction or rehab units for units for elderly persons	2010	unknown		#VALUE!	
					2011			#DIV/0!	
		Source of Funds #2			2012			#DIV/0!	
		2013				#DIV/0!			
	Source of Funds #3	2014				#DIV/0!			
	MULTI-YEAR GOAL						0	#DIV/0!	
	Through Other Home Funded Activities	HOME	construction or rehab units for frail elderly persons		2010	unknown		#VALUE!	
					2011			#DIV/0!	
		Source of Funds #2			2012			#DIV/0!	
				2013			#DIV/0!		
		Source of Funds #3		2014			#DIV/0!		
	MULTI-YEAR GOAL					0	#DIV/0!		



Summary of Specific Annual Objectives

Specific Obj. #	Outcome/Objective Specific Annual Objectives	Sources of Funds	Performance Indicators	Year	Expected Number	Actual Number	Percent Completed	
DH-1 Availability/Accessibility of Decent Housing								
DH-1 (C)	Increase the Supply of Affordable Owner Housing through CHDO Developers	HOME	construction or rehab units for households with less than 30% MFI HOME 10-3	2010	unknown		#VALUE!	
				2011			#DIV/0!	
		Source of Funds #2		2012			#DIV/0!	
				2013			#DIV/0!	
		Source of Funds #3		2014			#DIV/0!	
		MULTI-YEAR GOAL					0	#DIV/0!
		HOME	construction or rehab units for households with income at 30% to < 50% MFI HOME 10-3	2010	unknown		#VALUE!	
				2011			#DIV/0!	
		Source of Funds #2		2012			#DIV/0!	
		2013				#DIV/0!		
	Source of Funds #3	2014				#DIV/0!		
	MULTI-YEAR GOAL					0	#DIV/0!	
	through CHDO Set Aside	HOME	construction or rehab units for households with income at 50% to < 80% MFI HOME 10-3	2010	unknown		#VALUE!	
				2011			#DIV/0!	
		Source of Funds #2		2012			#DIV/0!	
				2013			#DIV/0!	
		Source of Funds #3		2014			#DIV/0!	
		MULTI-YEAR GOAL					0	#DIV/0!



Summary of Specific Annual Objectives

Specific Obj. #	Outcome/Objective Specific Annual Objectives	Sources of Funds	Performance Indicators	Year	Expected Number	Actual Number	Percent Completed	
DH-1 Availability/Accessibility of Decent Housing								
DH-1 (C-1)	Increase the Supply of Affordable Owner Housing through CHDO Developers	HOME	construction or rehab units for households for persons with physical disabilities	2010	unknown		#VALUE!	
				2011			#DIV/0!	
		Source of Funds #2		2012			#DIV/0!	
				2013			#DIV/0!	
		Source of Funds #3		2014			#DIV/0!	
		MULTI-YEAR GOAL					0	#DIV/0!
		HOME	construction or rehab units for units for elderly persons	2010	unknown		#VALUE!	
				2011			#DIV/0!	
		Source of Funds #2		2012			#DIV/0!	
		2013				#DIV/0!		
	Source of Funds #3	2014				#DIV/0!		
	MULTI-YEAR GOAL					0	#DIV/0!	
	through CHDO Set Aside	HOME	construction or rehab units for frail elderly persons	2010	unknown		#VALUE!	
				2011			#DIV/0!	
		Source of Funds #2		2012			#DIV/0!	
				2013			#DIV/0!	
		Source of Funds #3		2014			#DIV/0!	
		MULTI-YEAR GOAL					0	#DIV/0!



Summary of Specific Annual Objectives

Specific Obj. #	Outcome/Objective Specific Annual Objectives	Sources of Funds	Performance Indicators	Year	Expected Number	Actual Number	Percent Completed	
DH-1 Availability/Accessibility of Decent Housing								
DH-1 (D)	Increase the Supply of Affordable Owner Housing through private Developers	HOME	construction or rehab units for households with less than 30% MFI HOME 10-2	2010	unknown		#VALUE!	
				2011			#DIV/0!	
		Source of Funds #2		2012			#DIV/0!	
				2013			#DIV/0!	
		Source of Funds #3		2014			#DIV/0!	
		MULTI-YEAR GOAL					0	#DIV/0!
		HOME	construction or rehab units for households with income at 30% to < 50% MFI HOME 10-2	2010	unknown		#VALUE!	
				2011			#DIV/0!	
		Source of Funds #2		2012			#DIV/0!	
		2013				#DIV/0!		
	Source of Funds #3	2014				#DIV/0!		
	MULTI-YEAR GOAL					0	#DIV/0!	
	through Other Home Funded Activities	HOME	construction or rehab units for households with income at 50% to < 80% MFI HOME 10-2	2010	unknown		#VALUE!	
				2011			#DIV/0!	
		Source of Funds #2		2012			#DIV/0!	
		2013				#DIV/0!		
Source of Funds #3		2014				#DIV/0!		
MULTI-YEAR GOAL					0	#DIV/0!		




Summary of Specific Annual Objectives

Specific Obj. #	Outcome/Objective Specific Annual Objectives	Sources of Funds	Performance Indicators	Year	Expected Number	Actual Number	Percent Completed	
DH-1 Availability/Accessibility of Decent Housing								
DH-1 (D-1)	Increase the Supply of Affordable Owner Housing through private Developers	HOME	construction or rehab units for households for persons with physical disabilities	2010	unknown		#VALUE!	
				2011			#DIV/0!	
		Source of Funds #2		2012			#DIV/0!	
				2013			#DIV/0!	
		Source of Funds #3		2014			#DIV/0!	
		MULTI-YEAR GOAL					0	#DIV/0!
		HOME	construction or rehab units for units for elderly persons	2010	unknown		#VALUE!	
				2011			#DIV/0!	
		Source of Funds #2		2012			#DIV/0!	
		2013				#DIV/0!		
	Source of Funds #3	2014				#DIV/0!		
	MULTI-YEAR GOAL					0	#DIV/0!	
	through Other Home Funded Activities	HOME	construction or rehab units for frail elderly persons	2010	unknown		#VALUE!	
				2011			#DIV/0!	
		Source of Funds #2		2012			#DIV/0!	
				2013			#DIV/0!	
		Source of Funds #3		2014			#DIV/0!	
		MULTI-YEAR GOAL					0	#DIV/0!



Summary of Specific Annual Objectives

Specific Obj. #	Outcome/Objective Specific Annual Objectives	Sources of Funds	Performance Indicators	Year	Expected Number	Actual Number	Percent Completed		
DH-1 Availability/Accessibility of Decent Housing									
DH-1 (H)	Increase the Number of Persons moving from Homelessness to Permanent Housing	ESG	through Shelter Operations and Supportive services ESG-2	2010	500		0%		
				2011			#DIV/0!		
		Source of Funds #2		2012			#DIV/0!		
				2013			#DIV/0!		
		Source of Funds #3		2014			#DIV/0!		
		MULTI-YEAR GOAL					0	#DIV/0!	
		ESG		tracking the provision of services through HMIS	2010	500		0%	
					2011			#DIV/0!	
		Source of Funds #2			2012			#DIV/0!	
		2013				#DIV/0!			
	Source of Funds #3	2014				#DIV/0!			
	MULTI-YEAR GOAL						0	#DIV/0!	
	by providing housing and supportive services	ESG	Increase emergency shelter beds for families		2010	0		#DIV/0!	
					2011			#DIV/0!	
		Source of Funds #2			2012			#DIV/0!	
				2013			#DIV/0!		
		Source of Funds #3		2014			#DIV/0!		
		MULTI-YEAR GOAL					0	#DIV/0!	



Summary of Specific Annual Objectives

Specific Obj. #	Outcome/Objective Specific Annual Objectives	Sources of Funds	Performance Indicators	Year	Expected Number	Actual Number	Percent Completed	
DH-2 Affordability of Decent Housing								
DH-2 (1)	Improve access to affordable rental housing by reducing the cost burden	HOME	households at 30% or less MFI with decreased cost burden	2010			#DIV/0!	
				2011			#DIV/0!	
		Source of Funds #2		2012			#DIV/0!	
				2013			#DIV/0!	
		Source of Funds #3		2014			#DIV/0!	
		MULTI-YEAR GOAL					0	#DIV/0!
		HOME	households over 30% up to 50% MFI with decreased cost burden	2010			#DIV/0!	
				2011			#DIV/0!	
		Source of Funds #2		2012			#DIV/0!	
		2013				#DIV/0!		
	Source of Funds #3	2014				#DIV/0!		
	MULTI-YEAR GOAL					0	#DIV/0!	
	Explore & implement a program to reduce housing and cost burden fro low income households	HOME	households over 50% up to 80% MFI with decreased cost burden	2010			#DIV/0!	
				2011			#DIV/0!	
		Source of Funds #2		2012			#DIV/0!	
				2013			#DIV/0!	
		Source of Funds #3		2014			#DIV/0!	
		MULTI-YEAR GOAL					0	#DIV/0!



Summary of Specific Annual Objectives

Specific Obj. #	Outcome/Objective Specific Annual Objectives	Sources of Funds	Performance Indicators	Year	Expected Number	Actual Number	Percent Completed		
DH-2 Affordability of Decent Housing									
DH-2	Improve access to affordable rental housing by reducing the cost burden	HOME	households at 30% or less MFI with decreased cost burden through TBRA - HOME08	2010	13		0%		
		Source of Funds #2		2011			#DIV/0!		
		Source of Funds #3		2012			#DIV/0!		
				2013			#DIV/0!		
				2014			#DIV/0!		
		MULTI-YEAR GOAL					0	#DIV/0!	
				HOME		2010			#DIV/0!
		Source of Funds #2		2011			#DIV/0!		
				2012			#DIV/0!		
				2013			#DIV/0!		
				2014			#DIV/0!		
	MULTI-YEAR GOAL					0	#DIV/0!		
	Continue to provide TBRA	HOME			2010			#DIV/0!	
		Source of Funds #2			2011			#DIV/0!	
				2012			#DIV/0!		
				2013			#DIV/0!		
				2014			#DIV/0!		
MULTI-YEAR GOAL					0	#DIV/0!			
		HOME			2010			#DIV/0!	
	Source of Funds #2			2011			#DIV/0!		
				2012			#DIV/0!		
				2013			#DIV/0!		
				2014			#DIV/0!		
MULTI-YEAR GOAL					0	#DIV/0!			



Summary of Specific Annual Objectives

Specific Obj. #	Outcome/Objective Specific Annual Objectives	Sources of Funds	Performance Indicators	Year	Expected Number	Actual Number	Percent Completed	
DH-3 Sustainability of Decent Housing								
DH-3 (05)	To Improve the Quality of Owner/Renter Housing through Public Service (Matrix Code 05) through the Rodent Control Program	CDBG	benefit LM people through BC Rodent Control Services CD105502	2010	200		0%	
				2011			#DIV/0!	
		Source of Funds #2		2012			#DIV/0!	
				2013			#DIV/0!	
		Source of Funds #3		2014			#DIV/0!	
		MULTI-YEAR GOAL					0	#DIV/0!
		CDBG		2010			#DIV/0!	
				2011			#DIV/0!	
		Source of Funds #2		2012			#DIV/0!	
				2013			#DIV/0!	
		Source of Funds #3		2014			#DIV/0!	
		MULTI-YEAR GOAL					0	#DIV/0!
		CDBG		2010			#DIV/0!	
				2011			#DIV/0!	
		Source of Funds #2		2012			#DIV/0!	
				2013			#DIV/0!	
		Source of Funds #3		2014			#DIV/0!	
		MULTI-YEAR GOAL					0	#DIV/0!



Summary of Specific Annual Objectives

Specific Obj. #	Outcome/Objective Specific Annual Objectives	Sources of Funds	Performance Indicators	Year	Expected Number	Actual Number	Percent Completed		
DH-3 Sustainability of Decent Housing									
DH-3	To Improve the Quality of Owner Housing through Rehabilitation of Single Unit Residential Units (Matrix Code 14A)	CDBG	rehab units for owner households with less than 30% MFI CD105500	2010	13		0%		
				2011			#DIV/0!		
		Source of Funds #2		2012			#DIV/0!		
				2013			#DIV/0!		
		Source of Funds #3		2014			#DIV/0!		
		MULTI-YEAR GOAL					0	#DIV/0!	
		CDBG		rehab units for owner households with income at 30% to < 50% MFI CD105500	2010	13		0%	
					2011			#DIV/0!	
		Source of Funds #2			2012			#DIV/0!	
		2013				#DIV/0!			
	Source of Funds #3	2014				#DIV/0!			
	MULTI-YEAR GOAL						0	#DIV/0!	
	through the Home Improvement Program	CDBG	rehab units for owner households with income at 50% to < 80% MFI CD105500		2010	14		0%	
					2011			#DIV/0!	
		Source of Funds #2			2012			#DIV/0!	
				2013			#DIV/0!		
		Source of Funds #3		2014			#DIV/0!		
	MULTI-YEAR GOAL					0	#DIV/0!		



Summary of Specific Annual Objectives

Specific Obj. #	Outcome/Objective Specific Annual Objectives	Sources of Funds	Performance Indicators	Year	Expected Number	Actual Number	Percent Completed		
DH-3 Sustainability of Decent Housing									
DH-3 (14A)	To Improve the Quality of Owner Housing through Rehabilitation of Single Unit Residential Units (Matrix Code 14A)	CDBG	rehab units for owner households with less than 30% MFI CD105501	2010	8		0%		
				2011			#DIV/0!		
		Source of Funds #2		2012			#DIV/0!		
				2013			#DIV/0!		
		Source of Funds #3		2014			#DIV/0!		
		MULTI-YEAR GOAL					0	#DIV/0!	
		CDBG		rehab units for owner households with income at 30% to < 50% MFI CD105501	2010	9		0%	
					2011			#DIV/0!	
		Source of Funds #2			2012			#DIV/0!	
		2013				#DIV/0!			
	Source of Funds #3	2014				#DIV/0!			
	MULTI-YEAR GOAL						0	#DIV/0!	
	CDBG	rehab units for owner households with income at 50% to < 80% MFI CD105501	2010		8		0%		
			2011				#DIV/0!		
	Source of Funds #2		2012				#DIV/0!		
			2013			#DIV/0!			
	Source of Funds #3		2014			#DIV/0!			
	MULTI-YEAR GOAL					0	#DIV/0!		
	through the Emergency Home Improvement Program		CDBG	rehab units for owner households with income at 50% to < 80% MFI CD105501	2010	8		0%	
					2011			#DIV/0!	
			Source of Funds #2		2012			#DIV/0!	
			2013				#DIV/0!		
		Source of Funds #3	2014				#DIV/0!		
MULTI-YEAR GOAL						0	#DIV/0!		



Summary of Specific Annual Objectives

Specific Obj. #	Outcome/Objective Specific Annual Objectives	Sources of Funds	Performance Indicators	Year	Expected Number	Actual Number	Percent Completed	
SL-1 Availability/Accessibility of Suitable Living Environment								
SL-1 (03B)	Improve the quality or increase quantity of neighborhood/public facilities for lower income persons	CDBG	benefit LM people through HAP Gym Cooling CD105509	2010	125		0%	
				2011			#DIV/0!	
		Source of Funds #2		2012			#DIV/0!	
		Source of Funds #3		2013			#DIV/0!	
			2014			#DIV/0!		
		MULTI-YEAR GOAL					0	#DIV/0!
		Source of Funds #1	Performance Indicator #2	2010			#DIV/0!	
		Source of Funds #2		2011			#DIV/0!	
				2012			#DIV/0!	
				2013			#DIV/0!	
	that are Handicapped Centers (Matrix Code 03B)	Source of Funds #3	2014			#DIV/0!		
	MULTI-YEAR GOAL					0	#DIV/0!	
		Source of Funds #1	Performance Indicator #3	2010			#DIV/0!	
		Source of Funds #2		2011			#DIV/0!	
				2012			#DIV/0!	
		Source of Funds #3		2013			#DIV/0!	
			2014			#DIV/0!		
	MULTI-YEAR GOAL					0	#DIV/0!	



Summary of Specific Annual Objectives

Specific Obj. #	Outcome/Objective Specific Annual Objectives	Sources of Funds	Performance Indicators	Year	Expected Number	Actual Number	Percent Completed	
SL-1 Availability/Accessibility of Suitable Living Environment								
SL-1 (03E)	Improve the quality or increase quantity of neighborhood/public facilities for lower income persons	CDBG	Benefit LM people through rehab/construction of community centers - Min Coalition Set Aside 105505	2010	2		0%	
				2011			#DIV/0!	
		Source of Funds #2		2012			#DIV/0!	
				2013			#DIV/0!	
		Source of Funds #3		2014			#DIV/0!	
		MULTI-YEAR GOAL					0	#DIV/0!
		Source of Funds #1	benefit LM people through GCAE ADA Renovation CD100502	2010	1117		0%	
				2011			#DIV/0!	
		Source of Funds #2		2012			#DIV/0!	
				2013			#DIV/0!	
	Source of Funds #3	2014				#DIV/0!		
	MULTI-YEAR GOAL					0	#DIV/0!	
	through Neighborhood Facilities (Matrix Code 03E)		Benefit LM people through Midland Library Improvements CD103502	2010	447		0%	
				2011			#DIV/0!	
	Source of Funds #2			2012			#DIV/0!	
				2013			#DIV/0!	
	Source of Funds #3			2014			#DIV/0!	
	MULTI-YEAR GOAL					0	#DIV/0!	



Summary of Specific Annual Objectives

Specific Obj. #	Outcome/Objective Specific Annual Objectives	Sources of Funds	Performance Indicators	Year	Expected Number	Actual Number	Percent Completed	
SL-1 Availability/Accessibility of Suitable Living Environment								
SL-1 (03F)	Improve the quality or increase quantity of neighborhood/public facilities for lower income persons	CDBG	benefit LM people through Aliquippa SD Playground CD100102	2010	11568		0%	
				2011			#DIV/0!	
		Source of Funds #2		2012			#DIV/0!	
				2013			#DIV/0!	
		Source of Funds #3	2014			#DIV/0!		
		MULTI-YEAR GOAL					0	#DIV/0!
		CDBG	benefit LM people through Construction of Big Beaver Falls SD Concession Restrooms CD100501	2010	1912		0%	
				2011			#DIV/0!	
		Source of Funds #2		2012			#DIV/0!	
				2013			#DIV/0!	
	through Parks, Recreational Facilities (Matrix Code 03F)	Source of Funds #3	2014			#DIV/0!		
	MULTI-YEAR GOAL					0	#DIV/0!	
	Source of Funds #1	Eliminate blight through Construction of CED Bridgewater Trail North Phase II CD100700	2010	1		0%		
			2011			#DIV/0!		
	Source of Funds #2		2012			#DIV/0!		
	2013				#DIV/0!			
Source of Funds #3	2014			#DIV/0!				
MULTI-YEAR GOAL					0	#DIV/0!		



Summary of Specific Annual Objectives

Specific Obj. #	Outcome/Objective Specific Annual Objectives	Sources of Funds	Performance Indicators	Year	Expected Number	Actual Number	Percent Completed	
SL-1 Availability/Accessibility of Suitable Living Environment								
SL-1 (03J)	Improve the quality or increase quantity of public improvements for lower income persons	CDBG	Benefit LM people through Ambridge MA Vactor Truck Station CD100200	2010	7682		0%	
				2011			#DIV/0!	
		Source of Funds #2		2012			#DIV/0!	
				2013			#DIV/0!	
		Source of Funds #3		2014			#DIV/0!	
		MULTI-YEAR GOAL					0	#DIV/0!
		CDBG	Benefit LM people Installation of Fallston Beaver St Storm Sewers CD101900	2010	12		0%	
				2011			#DIV/0!	
		Source of Funds #2		2012			#DIV/0!	
				2013			#DIV/0!	
	Source of Funds #3	2014				#DIV/0!		
	MULTI-YEAR GOAL					0	#DIV/0!	
	through Water/Sewer Improvements (Matrix Code 03J)	Source of Funds #1	Benefit LM people through Midland MA water filter upgrade CD103503	2010	3356		0%	
				2011			#DIV/0!	
		Source of Funds #2		2012			#DIV/0!	
		2013				#DIV/0!		
Source of Funds #3		2014				#DIV/0!		
MULTI-YEAR GOAL					0	#DIV/0!		



Summary of Specific Annual Objectives

Specific Obj. #	Outcome/Objective Specific Annual Objectives	Sources of Funds	Performance Indicators	Year	Expected Number	Actual Number	Percent Completed	
SL-1 Availability/Accessibility of Suitable Living Environment								
SL-1 (03L)	Improve the quality or increase quantity of public improvements for lower income persons	CDBG	benefit LM people through Monaca ADA Curb Ramp installation CD103600	2010	578		0%	
		Source of Funds #2		2011			#DIV/0!	
		Source of Funds #3		2012			#DIV/0!	
				2013			#DIV/0!	
				2014			#DIV/0!	
		MULTI-YEAR GOAL					0	#DIV/0!
			CDBG		2010			#DIV/0!
			Source of Funds #2		2011			#DIV/0!
					2012			#DIV/0!
					2013			#DIV/0!
			2014				#DIV/0!	
	MULTI-YEAR GOAL					0	#DIV/0!	
	through Sidewalks (Matrix Code 03L)	Source of Funds #1		2010			#DIV/0!	
		Source of Funds #2		2011			#DIV/0!	
				2012			#DIV/0!	
				2013			#DIV/0!	
				2014			#DIV/0!	
		MULTI-YEAR GOAL					0	#DIV/0!



Summary of Specific Annual Objectives

Specific Obj. #	Outcome/Objective Specific Annual Objectives	Sources of Funds	Performance Indicators	Year	Expected Number	Actual Number	Percent Completed	
SL-1 Availability/Accessibility of Suitable Living Environment								
SL-1 (05)	Improve Public Services for low/mod income persons	CDBG	benefit LM people through Pulaski Emergency Response project CD104500	2010	1674		0%	
				2011			#DIV/0!	
		Source of Funds #2		2012			#DIV/0!	
				2013			#DIV/0!	
		Source of Funds #3		2014			#DIV/0!	
		MULTI-YEAR GOAL					0	#DIV/0!
		CDBG		2010			#DIV/0!	
				2011			#DIV/0!	
		Source of Funds #2		2012			#DIV/0!	
	through general public services (Matrix Code 05)			2013			#DIV/0!	
		Source of Funds #3		2014			#DIV/0!	
		MULTI-YEAR GOAL					0	#DIV/0!
		Source of Funds #1		2010			#DIV/0!	
				2011			#DIV/0!	
		Source of Funds #2		2012			#DIV/0!	
				2013			#DIV/0!	
		Source of Funds #3		2014			#DIV/0!	
		MULTI-YEAR GOAL					0	#DIV/0!



Summary of Specific Annual Objectives

Specific Obj. #	Outcome/Objective Specific Annual Objectives	Sources of Funds	Performance Indicators	Year	Expected Number	Actual Number	Percent Completed		
SL-1 Availability/Accessibility of Suitable Living Environment									
SL-1 (05D)	Improve Public Services for low/mod income persons	CDBG	to assist low income youth through Geneva After School Enrichment CD105510	2010			#DIV/0!		
				2011			#DIV/0!		
		Source of Funds #2		2012			#DIV/0!		
				2013			#DIV/0!		
		Source of Funds #3		2014			#DIV/0!		
		MULTI-YEAR GOAL					0	#DIV/0!	
		CDBG			2010			#DIV/0!	
		2011				#DIV/0!			
	Source of Funds #2	2012				#DIV/0!			
		2013				#DIV/0!			
	Source of Funds #3	2014				#DIV/0!			
	MULTI-YEAR GOAL						0	#DIV/0!	
	through Youth Services (Matrix Code 05D)	Source of Funds #1			2010			#DIV/0!	
				2011			#DIV/0!		
Source of Funds #2		2012				#DIV/0!			
		2013				#DIV/0!			
Source of Funds #3		2014				#DIV/0!			
MULTI-YEAR GOAL						0	#DIV/0!		



Summary of Specific Annual Objectives

Specific Obj. #	Outcome/Objective Specific Annual Objectives	Sources of Funds	Performance Indicators	Year	Expected Number	Actual Number	Percent Completed		
SL-1 Availability/Accessibility of Suitable Living Environment									
SL-1	Improve Public Services for low/mod income persons	CDBG	Benefit LM residents of Friendship Ridge through eMAR CD105512	2010	550		0%		
		Source of Funds #2		2011			#DIV/0!		
		Source of Funds #3		2012			#DIV/0!		
				2013			#DIV/0!		
				2014			#DIV/0!		
		MULTI-YEAR GOAL					0	#DIV/0!	
		CDBG			2010			#DIV/0!	
		Source of Funds #2			2011			#DIV/0!	
		Source of Funds #3			2012			#DIV/0!	
	through health services (Matrix Code 05M)		2013			#DIV/0!			
			2014			#DIV/0!			
		MULTI-YEAR GOAL					0	#DIV/0!	
		Source of Funds #1		2010			#DIV/0!		
		Source of Funds #2		2011			#DIV/0!		
		Source of Funds #3		2012			#DIV/0!		
				2013			#DIV/0!		
				2014			#DIV/0!		
		MULTI-YEAR GOAL					0	#DIV/0!	



Summary of Specific Annual Objectives

Specific Obj. #	Outcome/Objective Specific Annual Objectives	Sources of Funds	Performance Indicators	Year	Expected Number	Actual Number	Percent Completed		
SL-1 Availability/Accessibility of Suitable Living Environment									
SL-1 (19C)	Improve the quality or increase quantity of neighborhood/public facilities for lower income persons	CDBG	Benefit LM organizations through BC Minority Coalition Org. Capacity Building in Aliquippa, Beaver Falls and Midland CD105504	2010	3		0%		
				2011			#DIV/0!		
		Source of Funds #2		2012			#DIV/0!		
				2013			#DIV/0!		
		Source of Funds #3		2014			#DIV/0!		
		MULTI-YEAR GOAL					0	#DIV/0!	
		CDBG			2010			#DIV/0!	
					2011			#DIV/0!	
		Source of Funds #2			2012			#DIV/0!	
	through Non-Profit Ogranizational Capacity Building (Matrix Code 19C)			2013			#DIV/0!		
		Source of Funds #3		2014			#DIV/0!		
		MULTI-YEAR GOAL					0	#DIV/0!	
		Source of Funds #1		2010			#DIV/0!		
				2011			#DIV/0!		
		Source of Funds #2		2012			#DIV/0!		
				2013			#DIV/0!		
		Source of Funds #3		2014			#DIV/0!		
		MULTI-YEAR GOAL					0	#DIV/0!	



Summary of Specific Annual Objectives

Specific Obj. #	Outcome/Objective Specific Annual Objectives	Sources of Funds	Performance Indicators	Year	Expected Number	Actual Number	Percent Completed	
SL-2 AvailabAffordability of Suitable Living Environment								
SL-2 (1)	Specific Objective	Source of Funds #1	Performance Indicator #1	2010			#DIV/0!	
				2011			#DIV/0!	
				2012			#DIV/0!	
		Source of Funds #2		2013			#DIV/0!	
				2014			#DIV/0!	
				MULTI-YEAR GOAL			0	#DIV/0!
		Source of Funds #1		Performance Indicator #2	2010			#DIV/0!
					2011			#DIV/0!
					2012			#DIV/0!
	Source of Funds #2	2013				#DIV/0!		
		2014				#DIV/0!		
		MULTI-YEAR GOAL				0	#DIV/0!	
	Specific Annual Objective	Source of Funds #1	Performance Indicator #3		2010			#DIV/0!
					2011			#DIV/0!
					2012			#DIV/0!
		Source of Funds #2		2013			#DIV/0!	
				2014			#DIV/0!	
				MULTI-YEAR GOAL			0	#DIV/0!
Source of Funds #3		2010				#DIV/0!		
		2011				#DIV/0!		
		2012				#DIV/0!		
MULTI-YEAR GOAL			0	#DIV/0!				



Summary of Specific Annual Objectives

Specific Obj. #	Outcome/Objective Specific Annual Objectives	Sources of Funds	Performance Indicators	Year	Expected Number	Actual Number	Percent Completed	
SL-3 Sustainability of Suitable Living Environment								
SL-3 (03)	Improve the quality or increase quantity of public improvements for lower income persons	CDBG	Benefit LM people through Midland Heights Gasline project CD103504	2010	408		0%	
				2011			#DIV/0!	
		Source of Funds #2		2012			#DIV/0!	
				2013			#DIV/0!	
		Source of Funds #3		2014			#DIV/0!	
		MULTI-YEAR GOAL					0	#DIV/0!
		Source of Funds #1	Performance Indicator #2	2010			#DIV/0!	
				2011			#DIV/0!	
		Source of Funds #2		2012			#DIV/0!	
				2013			#DIV/0!	
	through general public improvements (Matrix Code 03)	Source of Funds #3	2014			#DIV/0!		
	MULTI-YEAR GOAL					0	#DIV/0!	
		Source of Funds #1	Performance Indicator #3	2010			#DIV/0!	
				2011			#DIV/0!	
		Source of Funds #2		2012			#DIV/0!	
				2013			#DIV/0!	
		Source of Funds #3		2014			#DIV/0!	
	MULTI-YEAR GOAL					0	#DIV/0!	



Summary of Specific Annual Objectives

Specific Obj. #	Outcome/Objective Specific Annual Objectives	Sources of Funds	Performance Indicators	Year	Expected Number	Actual Number	Percent Completed	
SL-3 Sustainability of Suitable Living Environment								
SL-3 (03J)	Improve the quality or increase quantity of public improvements for lower income persons	CDBG	benefit LM people through Aliquippa MA Sheffield Terrace Tank Rehab CD100100	2010	11689		0%	
				2011			#DIV/0!	
		Source of Funds #2		2012			#DIV/0!	
				2013			#DIV/0!	
		Source of Funds #3		2014			#DIV/0!	
		MULTI-YEAR GOAL					0	#DIV/0!
		Source of Funds #1	Benefit LM people through Midland Combined Sewers Program CD103501	2010	3116		0%	
				2011			#DIV/0!	
		Source of Funds #2		2012			#DIV/0!	
				2013			#DIV/0!	
	Source of Funds #3	2014				#DIV/0!		
	MULTI-YEAR GOAL					0	#DIV/0!	
	through water/sewer improvements (Matrix Code 03J)	Source of Funds #1		2010			#DIV/0!	
				2011			#DIV/0!	
		Source of Funds #2		2012			#DIV/0!	
				2013			#DIV/0!	
		Source of Funds #3		2014			#DIV/0!	
		MULTI-YEAR GOAL					0	#DIV/0!



Summary of Specific Annual Objectives

Specific Obj. #	Outcome/Objective Specific Annual Objectives	Sources of Funds	Performance Indicators	Year	Expected Number	Actual Number	Percent Completed	
SL-3 Sustainability of Suitable Living Environment								
SL-3 (03K)	Improve the quality or increase quantity of public improvements for lower income persons	CDBG	Benefit LM people through Ambridge Elm Road Improvements CD100200	2010	80		0%	
				2011			#DIV/0!	
		Source of Funds #2		2012			#DIV/0!	
				2013			#DIV/0!	
		Source of Funds #3		2014			#DIV/0!	
		MULTI-YEAR GOAL					0	#DIV/0!
		Source of Funds #1	Benefit LM people through Beaver Falls Paving 100500	2010	8760		0%	
				2011			#DIV/0!	
		Source of Funds #2		2012			#DIV/0!	
				2013			#DIV/0!	
	Source of Funds #3	2014				#DIV/0!		
	MULTI-YEAR GOAL					0	#DIV/0!	
	through street improvements (Matrix Code 03K)	Source of Funds #1	Benefit LM People through repavement of 7th St CD102200	2010	6		0%	
				2011			#DIV/0!	
		Source of Funds #2		2012			#DIV/0!	
				2013			#DIV/0!	
		Source of Funds #3		2014			#DIV/0!	
		MULTI-YEAR GOAL					0	#DIV/0!



Summary of Specific Annual Objectives

Specific Obj. #	Outcome/Objective Specific Annual Objectives	Sources of Funds	Performance Indicators	Year	Expected Number	Actual Number	Percent Completed	
SL-3 Sustainability of Suitable Living Environment								
SL-3 (03K-1)	Improve the quality or increase quantity of public improvements for lower income persons through street improvements (Matrix Code 03K)	CDBG	Benefit LM people through paving Highview Ave in Harmony CD102700	2010	19		0%	
				2011			#DIV/0!	
		Source of Funds #2		2012			#DIV/0!	
				2013			#DIV/0!	
		Source of Funds #3		2014			#DIV/0!	
		MULTI-YEAR GOAL					0	#DIV/0!
		Source of Funds #1	Benefit LM people through Midland Road Program CD103500	2010	3116		0%	
				2011			#DIV/0!	
		Source of Funds #2		2012			#DIV/0!	
				2013			#DIV/0!	
	Source of Funds #3	2014				#DIV/0!		
	MULTI-YEAR GOAL					0	#DIV/0!	
	Source of Funds #1	Benefit LM people through paving Roch Irvin Ave CD104700	2010	2046		0%		
			2011			#DIV/0!		
	Source of Funds #2		2012			#DIV/0!		
	2013				#DIV/0!			
Source of Funds #3	2014				#DIV/0!			
MULTI-YEAR GOAL					0	#DIV/0!		



Summary of Specific Annual Objectives

Specific Obj. #	Outcome/Objective Specific Annual Objectives	Sources of Funds	Performance Indicators	Year	Expected Number	Actual Number	Percent Completed		
SL-3 Sustainability of Suitable Living Environment									
SL-3 (03K-	Improve the quality or increase quantity of public improvements for lower income persons	CDBG	Benefit LM people through South Heights Uptown Paving CD105100	2010	543		0%		
		Source of Funds #2		2011			#DIV/0!		
		Source of Funds #3		2012			#DIV/0!		
				2013			#DIV/0!		
				2014			#DIV/0!		
		MULTI-YEAR GOAL					0	#DIV/0!	
		Source of Funds #1			2010			#DIV/0!	
		Source of Funds #2			2011			#DIV/0!	
					2012			#DIV/0!	
	through street improvements (Matrix Code 03K)	Source of Funds #3		2013			#DIV/0!		
				2014			#DIV/0!		
		MULTI-YEAR GOAL					0	#DIV/0!	
		Source of Funds #1		2010			#DIV/0!		
		Source of Funds #2		2011			#DIV/0!		
				2012			#DIV/0!		
				2013			#DIV/0!		
				2014			#DIV/0!		
		MULTI-YEAR GOAL					0	#DIV/0!	



Summary of Specific Annual Objectives

Specific Obj. #	Outcome/Objective Specific Annual Objectives	Sources of Funds	Performance Indicators	Year	Expected Number	Actual Number	Percent Completed	
SL-3 Sustainability of Suitable Living Environment								
SL-3 (03L)	Improve the quality or increase quantity of public improvements for lower income persons	CDBG	benefit LM people through replacement of NB Townsend Park Sidewalks CD103700	2010	6480		0%	
				2011			#DIV/0!	
		Source of Funds #2		2012			#DIV/0!	
				2013			#DIV/0!	
		Source of Funds #3		2014			#DIV/0!	
		MULTI-YEAR GOAL					0	#DIV/0!
		Source of Funds #1	benefit low income persons through Countywide Streetscape improvements CD105517	2010	54746		0%	
				2011			#DIV/0!	
		Source of Funds #2		2012			#DIV/0!	
				2013			#DIV/0!	
	through sidewalk improvements (Matrix Code 03L)	Source of Funds #3		2014			#DIV/0!	
	MULTI-YEAR GOAL					0	#DIV/0!	
	Source of Funds #1		2010			#DIV/0!		
			2011			#DIV/0!		
Source of Funds #2	2012				#DIV/0!			
	2013				#DIV/0!			
Source of Funds #3	2014				#DIV/0!			
MULTI-YEAR GOAL					0	#DIV/0!		



Summary of Specific Annual Objectives

Specific Obj. #	Outcome/Objective Specific Annual Objectives	Sources of Funds	Performance Indicators	Year	Expected Number	Actual Number	Percent Completed	
SL-3 Sustainability of Suitable Living Environment								
SL-3 (04)	Improve the quality or increase quantity of public improvements for lower income persons	CDBG	Elimination of S&B by clearance of blighted structures -Aliquippa Demolitions CD100101	2010	25		0%	
				2011			#DIV/0!	
		Source of Funds #2		2012			#DIV/0!	
				2013			#DIV/0!	
		Source of Funds #3		2014			#DIV/0!	
		MULTI-YEAR GOAL					0	#DIV/0!
		Source of Funds #1	Elimination of slums and blight through Countywide Demolition CD105518	2010	10		0%	
				2011			#DIV/0!	
		Source of Funds #2		2012			#DIV/0!	
				2013			#DIV/0!	
	Source of Funds #3	2014				#DIV/0!		
	MULTI-YEAR GOAL					0	#DIV/0!	
	through clearance activities (Matrix Code 04)	Source of Funds #1		2010			#DIV/0!	
				2011			#DIV/0!	
		Source of Funds #2		2012			#DIV/0!	
				2013			#DIV/0!	
		Source of Funds #3		2014			#DIV/0!	
		MULTI-YEAR GOAL					0	#DIV/0!



Summary of Specific Annual Objectives

Specific Obj. #	Outcome/Objective Specific Annual Objectives	Sources of Funds	Performance Indicators	Year	Expected Number	Actual Number	Percent Completed	
SL-3 Sustainability of Suitable Living Environment								
SL-3 (16B)	Improve the quality or increase quantity of neighborhood facilities/public for lower income persons	CDBG	BF Jones Library Window Preservation CD100103	2010	11568		0%	
				2011			#DIV/0!	
		Source of Funds #2		2012			#DIV/0!	
				2013			#DIV/0!	
		Source of Funds #3		2014			#DIV/0!	
		MULTI-YEAR GOAL					0	#DIV/0!
		Source of Funds #1	Performance Indicator #2	2010			#DIV/0!	
				2011			#DIV/0!	
		Source of Funds #2		2012			#DIV/0!	
				2013			#DIV/0!	
	Source of Funds #3	2014				#DIV/0!		
	MULTI-YEAR GOAL					0	#DIV/0!	
	through non-residential historic preservation (Matrix Code 16B)	Source of Funds #1	Performance Indicator #3	2010			#DIV/0!	
				2011			#DIV/0!	
		Source of Funds #2		2012			#DIV/0!	
				2013			#DIV/0!	
		Source of Funds #3		2014			#DIV/0!	
		MULTI-YEAR GOAL					0	#DIV/0!



Summary of Specific Annual Objectives

Specific Obj. #	Outcome/Objective Specific Annual Objectives	Sources of Funds	Performance Indicators	Year	Expected Number	Actual Number	Percent Completed	
SL-3 Sustainability of Suitable Living Environment								
SL-3 (19F)	Improve the quality or increase quantity of public improvements for lower income persons through Section 108 loan repayment (Matrix Code 19F)	CDBG	Funds expended on Section 108 Loan Repay Streetscape CD105513	2010	620,504		0%	
		Source of Funds #2		2011			#DIV/0!	
		Source of Funds #3		2012			#DIV/0!	
				2013			#DIV/0!	
				2014			#DIV/0!	
		MULTI-YEAR GOAL					0	#DIV/0!
		Source of Funds #1		2010			#DIV/0!	
		Source of Funds #2		2011			#DIV/0!	
		Source of Funds #3		2012			#DIV/0!	
				2013			#DIV/0!	
				2014			#DIV/0!	
		MULTI-YEAR GOAL					0	#DIV/0!
		Source of Funds #1		2010			#DIV/0!	
		Source of Funds #2		2011			#DIV/0!	
		Source of Funds #3		2012			#DIV/0!	
				2013			#DIV/0!	
				2014			#DIV/0!	
		MULTI-YEAR GOAL					0	#DIV/0!



Summary of Specific Annual Objectives

Specific Obj. #	Outcome/Objective Specific Annual Objectives	Sources of Funds	Performance Indicators	Year	Expected Number	Actual Number	Percent Completed	
EO-1 Availability/Accessibility of Economic Opportunity								
EO-1	Improve Economic Opportunities for Low Income Persons	CDBG	Benefit LM people through admin for the Starting Gate OVR New Hire Program CD105508	2010	20		0%	
				2011			#DIV/0!	
		Source of Funds #2		2012			#DIV/0!	
				2013			#DIV/0!	
		Source of Funds #3		2014			#DIV/0!	
		MULTI-YEAR GOAL					0	#DIV/0!
		Source of Funds #1	Performance Indicator #2	2010			#DIV/0!	
				2011			#DIV/0!	
		Source of Funds #2		2012			#DIV/0!	
				2013			#DIV/0!	
	Through Employment Training Matrix Code 05H)	Source of Funds #3	2014			#DIV/0!		
	MULTI-YEAR GOAL					0	#DIV/0!	
	Source of Funds #1	Performance Indicator #3	2010			#DIV/0!		
			2011			#DIV/0!		
	Source of Funds #2		2012			#DIV/0!		
			2013			#DIV/0!		
	Source of Funds #3		2014			#DIV/0!		
	MULTI-YEAR GOAL					0	#DIV/0!	



Summary of Specific Annual Objectives

Specific Obj. #	Outcome/Objective Specific Annual Objectives	Sources of Funds	Performance Indicators	Year	Expected Number	Actual Number	Percent Completed	
EO-1 Availability/Accessibility of Economic Opportunity								
EO-1	Improve Economic Opportunities for Low Income Persons	GDBG	Benefit LM businesses through Starting Gate Low Income Tech Assistance program CD105507	2010	40		0%	
				2011			#DIV/0!	
		Source of Funds #2		2012			#DIV/0!	
				2013			#DIV/0!	
		Source of Funds #3		2014			#DIV/0!	
		MULTI-YEAR GOAL					0	#DIV/0!
		GDBG	Benefit LM businesses through Job Training Entrepneuership Ed CD105511	2010	55		0%	
				2011			#DIV/0!	
		Source of Funds #2		2012			#DIV/0!	
				2013			#DIV/0!	
	Source of Funds #3	2014				#DIV/0!		
	MULTI-YEAR GOAL					0	#DIV/0!	
	Through Micro-Enterprise Assistance (Matrix Code 18C)	Source of Funds #1	Performance Indicator #3	2010			#DIV/0!	
				2011			#DIV/0!	
		Source of Funds #2		2012			#DIV/0!	
				2013			#DIV/0!	
		Source of Funds #3		2014			#DIV/0!	
	MULTI-YEAR GOAL					0	#DIV/0!	



Summary of Specific Annual Objectives

Specific Obj. #	Outcome/Objective Specific Annual Objectives	Sources of Funds	Performance Indicators	Year	Expected Number	Actual Number	Percent Completed	
EO-2 Affordability of Economic Opportunity								
EO-2 (1)	Specific Objective	Source of Funds #1	Performance Indicator #1	2010			#DIV/0!	
				2011			#DIV/0!	
		Source of Funds #2		2012			#DIV/0!	
				2013			#DIV/0!	
		Source of Funds #3		2014			#DIV/0!	
		MULTI-YEAR GOAL					0	#DIV/0!
		Source of Funds #1	Performance Indicator #2	2010			#DIV/0!	
				2011			#DIV/0!	
		Source of Funds #2		2012			#DIV/0!	
		2013				#DIV/0!		
	Source of Funds #3	2014				#DIV/0!		
	MULTI-YEAR GOAL					0	#DIV/0!	
	Specific Annual Objective	Source of Funds #1	Performance Indicator #3	2010			#DIV/0!	
				2011			#DIV/0!	
		Source of Funds #2		2012			#DIV/0!	
				2013			#DIV/0!	
		Source of Funds #3		2014			#DIV/0!	
		MULTI-YEAR GOAL					0	#DIV/0!



Summary of Specific Annual Objectives

Specific Obj. #	Outcome/Objective Specific Annual Objectives	Sources of Funds	Performance Indicators	Year	Expected Number	Actual Number	Percent Completed	
EO-3 Sustainability of Economic Opportunity								
EO-3	Improve Economic Opportunities for Low Income Persons	CDBG	Assist businesses through the façade rehabilitation program CD105503	2010	30		0%	
				2011			#DIV/0!	
		Source of Funds #2		2012			#DIV/0!	
				2013			#DIV/0!	
		Source of Funds #3		2014			#DIV/0!	
		MULTI-YEAR GOAL					0	#DIV/0!
		Source of Funds #1	Performance Indicator #2	2010			#DIV/0!	
				2011			#DIV/0!	
		Source of Funds #2		2012			#DIV/0!	
				2013			#DIV/0!	
	Through Rehabilitation of Public or Privately Owned Commercial/Industrial Buildings (Matrix Code 14E)	Source of Funds #3		2014			#DIV/0!	
	MULTI-YEAR GOAL					0	#DIV/0!	
	Source of Funds #1	Performance Indicator #3	2010			#DIV/0!		
			2011			#DIV/0!		
Source of Funds #2	2012				#DIV/0!			
	2013				#DIV/0!			
Source of Funds #3	2014				#DIV/0!			
MULTI-YEAR GOAL					0	#DIV/0!		



Summary of Specific Annual Objectives

Specific Obj. #	Outcome/Objective Specific Annual Objectives	Sources of Funds	Performance Indicators	Year	Expected Number	Actual Number	Percent Completed	
EO-3 Sustainability of Economic Opportunity								
EO-3	Improve Economic Opportunities for Low Income Persons	CDBG	Assist 10 organizations through the Main Street Network CD105515	2010	10		0%	
				2011			#DIV/0!	
		Source of Funds #2		2012			#DIV/0!	
				2013			#DIV/0!	
		Source of Funds #3		2014			#DIV/0!	
		MULTI-YEAR GOAL					0	#DIV/0!
		Source of Funds #1	Performance Indicator #2	2010			#DIV/0!	
				2011			#DIV/0!	
		Source of Funds #2		2012			#DIV/0!	
				2013			#DIV/0!	
		Source of Funds #3		2014			#DIV/0!	
		MULTI-YEAR GOAL					0	#DIV/0!
	Through Non-profit Organizational Capacity Building (Matrix Code 19C)	Source of Funds #1	Performance Indicator #3	2010			#DIV/0!	
				2011			#DIV/0!	
		Source of Funds #2		2012			#DIV/0!	
				2013			#DIV/0!	
		Source of Funds #3		2014			#DIV/0!	
		MULTI-YEAR GOAL					0	#DIV/0!



Summary of Specific Annual Objectives

Specific Obj. #	Outcome/Objective Specific Annual Objectives	Sources of Funds	Performance Indicators	Year	Expected Number	Actual Number	Percent Completed	
NR-1 Neighborhood Revitalization								
NR-1 (1)	Specific Objective	Source of Funds #1	Performance Indicator #1	2010			#DIV/0!	
				2011			#DIV/0!	
		Source of Funds #2		2012			#DIV/0!	
				2013			#DIV/0!	
		Source of Funds #3		2014			#DIV/0!	
		MULTI-YEAR GOAL					0	#DIV/0!
		Source of Funds #1	Performance Indicator #2	2010			#DIV/0!	
				2011			#DIV/0!	
		Source of Funds #2		2012			#DIV/0!	
		2013				#DIV/0!		
	Source of Funds #3	2014				#DIV/0!		
	MULTI-YEAR GOAL					0	#DIV/0!	
	Specific Annual Objective	Source of Funds #1	Performance Indicator #3	2010			#DIV/0!	
				2011			#DIV/0!	
		Source of Funds #2		2012			#DIV/0!	
				2013			#DIV/0!	
		Source of Funds #3		2014			#DIV/0!	
		MULTI-YEAR GOAL					0	#DIV/0!



Summary of Specific Annual Objectives

Specific Obj. #	Outcome/Objective Specific Annual Objectives	Sources of Funds	Performance Indicators	Year	Expected Number	Actual Number	Percent Completed	
O-1 Other								
O-1 (20)	To benefit the citizens of Beaver County through planning activities and studies (Matrix Code 20)	CDBG	BC Agricultural Land Pres Board ARC GIS CD105506	2010	1		0%	
				2011			#DIV/0!	
		Source of Funds #2		2012			#DIV/0!	
				2013			#DIV/0!	
		Source of Funds #3		2014			#DIV/0!	
		MULTI-YEAR GOAL					0	#DIV/0!
		CDBG	Potter Twp Act 537 Sewage Plan CD104400	2010	1		0%	
				2011			#DIV/0!	
		Source of Funds #2		2012			#DIV/0!	
				2013			#DIV/0!	
		Source of Funds #3		2014			#DIV/0!	
		MULTI-YEAR GOAL					0	#DIV/0!
		CDBG	Roch Twp Traffic Study CD104800	2010	1		0%	
				2011			#DIV/0!	
		Source of Funds #2		2012			#DIV/0!	
				2013			#DIV/0!	
		Source of Funds #3		2014			#DIV/0!	
		MULTI-YEAR GOAL					0	#DIV/0!



Summary of Specific Annual Objectives

Specific Obj. #	Outcome/Objective Specific Annual Objectives	Sources of Funds	Performance Indicators	Year	Expected Number	Actual Number	Percent Completed		
O-1 Other									
O-1 (21D)	To promote fair housing	CDBG	through Beaver County Fair Housing program CD105514	2010	1		0%		
				2011			#DIV/0!		
		Source of Funds #2		2012			#DIV/0!		
				2013			#DIV/0!		
		Source of Funds #3		2014			#DIV/0!		
		MULTI-YEAR GOAL					0	#DIV/0!	
		Source of Funds #1			2010			#DIV/0!	
					2011			#DIV/0!	
		Source of Funds #2			2012			#DIV/0!	
	through fair housing activities (Matrix Code 21D)			2013			#DIV/0!		
		Source of Funds #3		2014			#DIV/0!		
		MULTI-YEAR GOAL					0	#DIV/0!	
		Source of Funds #1		2010			#DIV/0!		
				2011			#DIV/0!		
		Source of Funds #2		2012			#DIV/0!		
				2013			#DIV/0!		
		Source of Funds #3		2014			#DIV/0!		
		MULTI-YEAR GOAL					0	#DIV/0!	

Housing Needs Table		Grantee:																								
		Only complete blue sections. Do NOT type in sections other than blue.																Priority Need?	Plan to Fund?	Fund Source	Households with a Disabled Member		Disproportionate Racial/Ethnic Need?	# of Households in lead-Hazard Housing	Total Low Income HIV/AIDS Population	
		Current % of Households	Current Number of Households	3-5 Year Quantities												% of Goal	% HSHLD				# HSHLD					
Year 1				Year 2		Year 3		Year 4*		Year 5*		Multi-Year														
Housing Needs - Comprehensive Housing Affordability Strategy (CHAS) Data Housing Problems		Goal	Actual	Goal	Actual	Goal	Actual	Goal	Actual	Goal	Actual	Goal	Actual	Goal	Actual	% of Goal										
Household Income <=30% MFI	Renter	Elderly	NUMBER OF HOUSEHOLDS	100%	1175															100%	945	Y	1731	100		
			Any housing problems	68.5	805	10									0	####	H	Y	C		72.0	680				
			Cost Burden > 30%	26.2	308	6										0	####	H	Y	C						
			Cost Burden >50%	25.1	295	4										0	####	H	Y	C						
	Small Related	NUMBER OF HOUSEHOLDS	100%	666																			Y			
		With Any Housing Problems	27.9	186	20										0	####	H	Y	C							
		Cost Burden > 30%	23.0	153	10										0	####	H	Y	C							
		Cost Burden >50%	48.9	326	10										0	####	H	Y	C							
	Large Related	NUMBER OF HOUSEHOLDS	100%	87																			Y			
		With Any Housing Problems	47.2	41	0										0	####	M	N								
		Cost Burden > 30%	23.0	20	0										0	####	M	N								
		Cost Burden >50%	48.9	43	0										0	####	M	N								
All other hshld	NUMBER OF HOUSEHOLDS	100%	781																			Y				
	With Any Housing Problems	44.1	344	60										0	####	H	Y	H								
	Cost Burden > 30%	23.0	180	5										0	####	H	Y	H								
	Cost Burden >50%	48.9	382	5										0	####	H	Y	H								
Owner	Elderly	NUMBER OF HOUSEHOLDS	100%	2215																						
		With Any Housing Problems	80.1	1774	20										0	####	H	Y	C							
		Cost Burden > 30%	39.8	882	10										0	####	H	Y	C							
		Cost Burden >50%	41.2	913	10										0	####	H	Y	C							
	Small Related	NUMBER OF HOUSEHOLDS	100%	1188																			N			
		With Any Housing Problems	18.8	223	20										0	####	H	Y	C							
		Cost Burden > 30%	26.0	309	10										0	####	H	Y	C							
		Cost Burden >50%	56.2	668	10										0	####	H	Y	C							
	related	NUMBER OF HOUSEHOLDS	100%	148																			N			
		With Any Housing Problems	31.9	47	2										0	####	L	Y	C							

		Household Income >50 to <=80% MFI																						
Large F	Cost Burden > 30%	35.5	83	1											0	####	L	Y	C					
	Cost Burden >50%	22.4	53	1											0	####	L	Y	C					
All other hshold	NUMBER OF HOUSEHOLDS	100%	744																					N
	With Any Housing Problems	34.6	257	10											0	####	M	Y	C					
	Cost Burden > 30%	35.5	264	5											0	####	M	Y	C					
	Cost Burden >50%	22.4	167	5											0	####	M	Y	C					
Elderly	NUMBER OF HOUSEHOLDS	100%	1180																	100%	415	N		3089
	With Any Housing Problems	16.5	195	10											0	####	M	Y	H	30.1	125			
	Cost Burden > 30%	26.2	309	5											0	####	M	Y	H					
	Cost Burden >50%	25.1	296	5											0	####	M	Y	H					
Small Related	NUMBER OF HOUSEHOLDS	100%	637																					N
	With Any Housing Problems	27.9	178	10											0	####	M	Y	H					
	Cost Burden > 30%	20.5	131	5											0	####	M	Y	H					
	Cost Burden >50%	1.7	11	5											0	####	M	Y	H					
Large Related	NUMBER OF HOUSEHOLDS	100%	83																					N
	With Any Housing Problems	47.2	39	0											0	####	L	N						
	Cost Burden > 30%	20.5	17	0											0	####	L	N						
	Cost Burden >50%	1.7	1	0											0	####	L	N						
All other hshold	NUMBER OF HOUSEHOLDS	100%	746																					N
	With Any Housing Problems	44.1	329	8											0	####	M	Y	H					
	Cost Burden > 30%	20.5	153	7											0	####	M	Y	H					
	Cost Burden >50%	1.7	13	1											0	####	M	Y	H					
Elderly	NUMBER OF HOUSEHOLDS	100%	5340																					N
	With Any Housing Problems	17.4	929	15											0	####	M	Y	C					
	Cost Burden > 30%	39.8	2125	7											0	####	M	Y	C					
	Cost Burden >50%	41.2	2200	8											0	####	M	Y	C					
Small Related	NUMBER OF HOUSEHOLDS	100%	3222																					N
	With Any Housing Problems	18.8	606	10											0	####	M	Y	C					
	Cost Burden > 30%	22.9	738	5											0	####	M	Y	C					
	Cost Burden >50%	7.0	226	5											0	####	M	Y	C					
related	NUMBER OF HOUSEHOLDS	100%	400																					N
	With Any Housing Problems	31.9	128	2											0	####	L	Y	C					

Large F	Cost Burden > 30%	22.9	92	1												0	####	L	Y	C								
	Cost Burden > 50%	7.0	28	1												0	####	L	Y	C								
All other hshold	NUMBER OF HOUSEHOLDS	100%	1269																									N
	With Any Housing Problems	34.6	439	10												0	####	M	Y	C								
	Cost Burden > 30%	22.9	291	5												0	####	M	Y	C								
	Cost Burden > 50%	7.0	89	5												0	####	M	Y	C								
Total Any Housing Problem				270	0	0	0	0	0	0	0	0	0	0	0	Total Disabled				1120								
Total 215 Renter				10												Tot. Elderly		6193	Total Lead Hazard		6819							
Total 215 Owner				3												Tot. Sm. Related		5615	Total Renters		7266							
Total 215				13	0	0	0	0	0	0	0	0	0	0	0	Tot. Lg. Related		855	Total Owners		20545							

Jurisdiction						
Housing Market Analysis						
<i>Complete cells in blue.</i>						
Housing Stock Inventory	Vacancy Rate	0 & 1 Bedroom	2 Bedrooms	3+ Bedroom	Total	Substandard Units
Affordability Mismatch						
Occupied Units: Renter		5260	8014	4914	18188	UNK
Occupied Units: Owner		1277	13365	39725	54367	UNK
Vacant Units: For Rent	8%	605	610	234	1449	UNK
Vacant Units: For Sale	2%	80	395	595	1070	UNK
Total Units Occupied & Vacant		7222	22384	45468	75074	0
Rents: Applicable FMRs (in \$s)		542 - 593	710	883 - 1239		
Rent Affordable at 30% of 50% of MFI (in \$s)		548 - 625	704	781 - 1031		
Public Housing Units						
Occupied Units		833	407	390	1630	0
Vacant Units					0	
Total Units Occupied & Vacant		833	407	390	1630	0
Rehabilitation Needs (in \$s)		UNK	UNK	UNK	0	

HOUSING MARKET ANALYSIS

1. Characteristics of the Housing Market

The U.S. Department of Housing and Urban Development (HUD) defines affordable housing as housing in good condition that does not cost more than 30% of a household's annual gross income. For example, a household with an annual income of \$30,000 can spend up to \$9,000 per year (\$750 per month) on housing. Anything above that amount would be unaffordable for such a household. Obviously, not all households make the same amount of money. Therefore, HUD uses the median family income for an area in order to determine what is affordable to the majority of households. While identifying how much a household can afford is a relatively straightforward calculation, it is a lot more difficult to identify how much of the available housing stock is in good condition and affordable to various income levels. In addition, it is necessary to determine how much of the existing housing stock is affordable and available for rent versus ownership.

i. Population

Between 1980 and 2008, total population in Beaver County has continued a gradual decline. In 1980 the county's population exceeded 200,000; by 2008, Census estimates report the population had fallen more than 15% to 172,476. The 1980s saw the greatest decline with a loss of over 18,000 residents—9% of the total population—as a result of plant closings and massive layoffs. During the 1990s, the pace slowed considerably with the county losing only 2.5% of its residents. However, the pace has increased significantly during the current decade with the county incurring an estimated loss of almost 9,000 residents since 2000, resulting in a drop of 4.9% in only eight years.

Municipality population changes varied across the county with the vast majority of them experiencing continuing losses of residents. Losses ranged from 1.8% in Bridgewater Borough to as high as 81.3% in Patterson Township. Population growth occurred in only ten of the county's 54 municipalities. Growth rates ranged from as low as 0.5% in Chippewa Township to 270.9% in Patterson Heights Borough.

The following chart reports on the population trends for Beaver County since 1980 with the ten growth municipalities highlighted.

Population Trends 1980-2008

	1980	1990	2000	2006	2008	% Change 1980-2008
Aliquippa City	17,094	13,374	11,734	10,956	10,631	-37.8%
Ambridge Borough	9,575	8,133	7,769	7,219	7,024	-26.6%
Baden Borough	5,318	5,074	4,377	4,116	4,015	-24.5%
Beaver Borough	5,441	5,028	4,775	4,485	4,371	-19.7%
Beaver Falls City	12,525	10,687	9,920	9,274	9,055	-27.7%
Big Beaver Borough	2,815	2,298	2,186	2,150	2,106	-25.2%
Bridgewater Borough	879	751	739	871	863	-1.8%
Brighton Township	7,858	7,489	8,024	7,999	7,938	1.0%
Center Township	10,733	10,742	11,492	11,765	11,649	8.5%
Chippewa Township	7,245	6,988	7,021	7,245	7,280	0.5%
Conaway Borough	2,747	2,424	2,290	2,169	2,132	-22.4%
Darlington Borough	377	311	299	278	270	-28.4%
Darlington Township	2,090	2,040	1,974	2,032	1,997	-4.4%
Daugherty Township	3,605	3,433	3,441	3,331	3,261	-9.5%
East Rochester Borough	789	672	623	579	564	-28.5%
Eastvale Borough	379	328	293	274	266	-29.8%
Economy Borough	9,538	9,519	9,363	9,212	9,136	-4.2%
Elwood City Borough (part)	795	850	732	684	665	-16.4%
Fallston Borough	312	392	307	296	288	-7.7%
Frankfort Springs Borough	187	134	130	122	119	-36.4%
Franklin Township	3,772	3,821	4,307	4,326	4,284	13.6%
Freedom Borough	2,272	1,897	1,763	1,640	1,595	-29.8%
Georgetown Borough	231	194	182	169	155	-32.9%
Glasgow Borough	106	74	63	59	58	-45.3%
Greene Township	2,422	2,573	2,705	2,840	2,821	16.5%
Hanover Township	3,443	3,470	3,529	3,643	3,535	2.7%
Harmony Township	3,977	3,694	3,373	3,141	3,061	-23.0%
Homewood Borough	188	162	147	142	138	-26.6%
Hookstown Borough	228	169	152	142	138	-39.5%
Hopewell Township	14,662	13,274	13,254	12,598	12,391	-15.5%
Independence Township	2,534	2,563	2,802	2,744	2,679	5.7%
Industry Borough	2,417	2,124	1,921	1,833	1,789	-26.0%
Koppel Borough	1,146	1,024	856	796	774	-32.5%
Marion Township	941	909	940	895	886	-5.8%
Midland Borough	4,310	3,321	3,137	2,926	2,846	-34.0%
Monaca Borough	7,661	6,739	6,286	5,886	5,749	-25.0%
New Brighton Borough	7,364	6,854	6,641	6,231	6,068	-17.6%
New Galilee Borough	596	500	424	396	385	-35.4%
New Sewickley Township	7,340	6,861	7,076	7,644	7,543	2.8%
North Sewickley Township	6,758	6,178	6,120	5,775	5,662	-16.2%
Ohioville Borough	4,217	3,865	3,759	3,666	3,614	-14.3%
Patterson Heights Borough	797	576	3,197	3,022	2,956	270.9%
Patterson Township	3,288	3,074	670	624	614	-81.3%
Potter Township	605	546	580	567	556	-8.1%
Pulaski Township	1,998	1,697	1,674	1,564	1,520	-23.9%
Raccoon Township	3,133	3,426	3,397	3,291	3,218	2.7%
Rochester Borough	4,759	4,156	4,014	3,751	3,662	-23.1%
Rochester Township	3,427	3,247	3,129	2,942	2,872	-16.2%
Shippingport Borough	255	227	237	225	219	-14.1%
South Beaver Township	2,932	2,942	2,974	2,887	2,841	-3.1%
South Heights Borough	765	647	542	506	492	-35.7%
Vanport Township	2,013	1,700	1,451	1,354	1,335	-33.7%
West Mayfield Borough	1,712	1,312	1,187	1,108	1,079	-37.0%
White Township	1,870	1,610	1,434	1,346	1,311	-29.9%
Beaver County	204,441	186,093	181,412	175,736	172,476	-15.6%
Pennsylvania	11,863,895	11,881,643	12,281,054	12,440,621	12,448,279	4.9%

Source: U.S. Census Bureau

Population projection estimates available from Pennsylvania State Data Center reveal a continuing and gradual decrease in population for Beaver. By contrast, the State's population will undergo a moderate and steady increase over the next 20 years.

Population Projections 2000-2030

	April 1, 2000 Census	July 1, 2010 Projection	July 1, 2020 Projection	July 1, 2030 Projection
Beaver County	181,412	168,593	158,212	147,744
Pennsylvania	12,281,054	12,540,718	12,871,823	13,190,400

Source: Pennsylvania State Data Center

ii. Areas of Concentrations of Racial and Ethnic Minorities

The racial composition of the county's population has remained relatively stable since 1990 with some minimal decline. In 1990, Whites comprised almost 94% of the total population; by 2008, they accounted for 92%. Black residents have increased slightly during the same period, from 5.6% to 6.3%, as a result of very small increases in the number of Black residents and decreases in the number of White residents. All other races continue to represent less than 2% of the total population.

Persons of Hispanic origin, who can be of any race, have also grown as a component of the population in Beaver County. In 1990, Hispanics represented only 0.6% of all residents; by 2008, this group had increased to 1% of the population.

The following chart illustrates the trends in race and ethnicity in Beaver County for 1990-2008.

Trends in Race and Ethnicity 1990-2008

	1990		2000		2006		2008	
	#	%	#	%	#	%	#	%
Total Population	186,093	100.0%	181,412	100.0%	175,736	100.0%	172,478	100.0%
White	174,759	93.9%	167,890	92.5%	161,360	91.8%	158,698	92.0%
Black	10,475	5.6%	10,811	6.0%	10,975	6.2%	10,831	6.3%
American Indian / Alaskan Native	203	0.1%	190	0.1%	419	0.2%	235	0.1%
Asian / Pacific Islander	377	0.2%	482	0.3%	517	0.3%	674	0.4%
Some other race alone	279	0.1%	362	0.2%	814	0.5%	--	--
Two or more races	--	--	1,677	0.9%	1,651	0.9%	2,038	1.2%
Hispanic	1,124	0.6%	1,315	0.7%	1,627	0.9%	1,777	1.0%

Source: U.S. Census Bureau

Across the county, the percentages of racial and ethnic minorities varied somewhat by municipality. Notably, six municipalities accounted for 80% of all Black residents in 2000. (Estimates for the population by race for 2008 are not available from the Census Bureau for jurisdictions smaller than the county level.) The Black residents in these six municipalities—Aliquippa, Ambridge, Beaver Falls, Midland, New Brighton, and Rochester—numbered 8,683.

One of the objectives of the consolidated planning process is to determine if there are any areas of concentrations of racial or ethnic minority groups in the county. HUD identifies areas of concentration where the percentage of a specific racial or ethnic minority group is ten percentage points higher than the county overall. In Beaver County, Blacks accounted for 6% of the

population in 2000; therefore, an area of racial concentration would include those municipalities where the percentage of Blacks is 16% or higher. In 2000, only three municipalities met this criterion. These included Aliquippa, Beaver Falls and Midland. No other racial or ethnic group met the criterion for an area of concentration.

The racial and ethnic trends in the 54 county municipalities are included in the following chart. The three municipalities identified as areas of racial concentration are highlighted.

Municipality Population by Race and Ethnicity, 2000

	Total Population	White	Black	All Other Races	Hispanic
Aliquippa City	11,734	63%	36%	0%	1%
Ambridge Borough	7,769	86%	11%	1%	2%
Baden Borough	4,377	99%	1%	0%	1%
Beaver Borough	4,775	96%	3%	1%	1%
Beaver Falls City	9,920	79%	18%	1%	1%
Big Beaver Borough	2,186	98%	1%	1%	1%
Bridgewater Borough	739	89%	9%	1%	1%
Brighton Township	8,024	98%	1%	1%	1%
Center Township	11,492	96%	3%	1%	1%
Chippewa Township	7,021	98%	1%	1%	0%
Conway Borough	2,290	98%	1%	0%	0%
Darlington Borough	299	98%	0%	1%	1%
Darlington Township	1,974	99%	0%	0%	0%
Daugherty Township	3,441	97%	2%	0%	0%
East Rochester Borough	623	96%	4%	0%	0%
Eastvale Borough	293	97%	2%	1%	0%
Economy Borough	9,363	98%	1%	1%	0%
Elwood City Borough (part)	732	99%	0%	1%	1%
Fallston Borough	307	93%	6%	0%	0%
Frankfort Springs Borough	130	100%	0%	0%	1%
Franklin Township	4,307	99%	0%	0%	1%
Freedom Borough	1,763	93%	5%	1%	1%
Georgetown Borough	182	100%	0%	0%	0%
Glasgow Borough	63	98%	0%	0%	0%
Greene Township	2,705	98%	0%	0%	1%
Hanover Township	3,529	98%	1%	1%	1%
Harmony Township	3,373	97%	1%	0%	1%
Homewood Borough	147	95%	2%	3%	0%
Hookstown Borough	152	97%	0%	1%	1%
Hopewell Township	13,254	97%	2%	0%	0%
Independence Township	2,802	98%	0%	0%	1%
Industry Borough	1,921	97%	2%	1%	1%
Koppel Borough	856	98%	0%	0%	0%
Marion Township	940	98%	1%	0%	1%
Midland Borough	3,137	76%	21%	1%	4%
Monaca Borough	6,286	97%	2%	0%	1%
New Brighton Borough	6,641	86%	11%	1%	0%
New Galilee Borough	424	94%	2%	1%	1%
New Sewickley Township	7,076	99%	0%	0%	0%
North Sewickley Township	6,120	98%	1%	0%	0%
Ohioville Borough	3,759	97%	2%	0%	1%
Patterson Heights Borough	3,197	97%	1%	0%	1%
Patterson Township	670	97%	0%	1%	1%
Potter Township	580	99%	0%	0%	0%
Pulaski Township	1,674	95%	3%	1%	1%
Raccoon Township	3,397	99%	0%	0%	1%
Rochester Borough	4,014	84%	13%	1%	1%
Rochester Township	3,129	95%	4%	0%	0%
Shippingport Borough	237	100%	0%	0%	0%
South Beaver Township	2,974	98%	1%	0%	0%
South Heights Borough	542	99%	1%	0%	0%
Vanport Township	1,451	98%	1%	0%	0%
West Mayfield Borough	1,187	97%	2%	1%	0%
White Township	1,434	87%	10%	1%	1%
Beaver County	181,412	93%	6%	1%	1%

Source: U.S. Census Bureau

Areas of Racial Concentration within Selected Municipalities, 2000

	Total	Black Residents	
	Population	#	%
Aliquippa City	11,734	4,168	36%
6043	2,556	795	31%
6045	3,531	2,843	81%
Beaver Falls City	9,920	1,739	18%
6012	3,351	844	25%
6013	3,007	605	20%
Midland Borough	3,137	654	21%
6028	3,137	654	21%
Beaver County	181,412	10,811	6%

iii. Areas of Concentrations of Low and Moderate Income Persons

The median family income (MFI) in 2009 for a family residing in Beaver County (as part of the Pittsburgh MSA) was \$62,500. According to HUD, family income levels can be categorized as extremely low (0-30% of MFI), very low (31%-50% of MFI), low (51%-80% of MFI), moderate (81%-95% of MFI), middle (95%-115% of MFI) and high (above 115% of MFI). In Beaver County, these categories were associated with the following dollar ranges:

- Extremely Low Income \$0 to \$18,750
- Very Low Income \$18,751 to \$31,250
- Low Income \$31,251 to \$50,000
- Moderate Income \$50,001 to \$59,375
- Middle Income \$59,376 to \$71,875
- High Income \$71,876 and higher.

For the purposes of the Consolidated Plan and the associated HUD entitlement programs, emphasis is placed on those families earning 80% or less, or less than \$50,000 in 2009, of the MFI.

In Beaver County, a low/moderate income percentage of 50.47% meets the HUD criterion. In 2010, there were 41 census block groups with a low/moderate income percent of 50.47% or higher. These areas, and the municipalities in which they are located, are listed on the following table.

Low/Moderate Income Census Block Groups, 2010

Municipality	Low/Moderate Income Persons				
	Census Tract	Block Group	Number	Universe	Percent
Aliquippa city	6043	1	685	1,063	64.4%
	6045	1	1,265	1,577	80.2%
	6045	2	875	956	91.5%
	6045	3	659	955	69.0%
	6046	1	745	1,257	59.3%
Ambridge borough	6040	1	892	1,435	62.2%
	6040	2	783	1,389	56.4%
	6041	1	1,182	1,989	59.4%
	6041	2	662	1,127	58.7%
	6042	1	563	1,099	51.2%
Baden borough	6037	4	489	961	50.9%
Beaver Falls city	6011	1	524	749	70.0%
	6012	1	635	1,182	53.7%
	6012	2	923	1,276	72.3%
	6012	3	616	821	75.0%
	6013	1	941	1,475	63.8%
	6013	2	283	427	66.3%
	6013	3	554	909	60.9%
Big Beaver borough	6005	1	57	87	65.5%
Darlington borough	6006.01	2	162	288	56.3%
East Rochester borough	6020	1	347	613	56.6%
Eastvale borough	6017	1	176	292	60.3%
Frankfort Springs borough	6050.02	1	75	130	57.7%
Franklin tow nship	6001.01	3	265	487	54.4%
Freedom borough	6035	2	509	855	59.5%
Hopew ell tow nship	6049.01	3	632	1,090	58.0%
Midland borough	6028	2	889	1,409	63.1%
	6028	3	573	787	72.8%
Monaca borough	6034	2	493	737	66.9%
New Brighton borough	6014	1	564	981	57.5%
	6014	2	1,086	1,831	59.3%
	6015	2	1,204	1,705	70.6%
	6015	3	752	1,129	66.6%
New Galilee borough	6005	2	281	445	63.1%
New Sew ickley tow nship	6018	3	298	540	55.2%
North Sew ickley tow nship	6002	1	529	996	53.1%
Pulaski tow nship	6016	1	487	817	59.6%
	6016	2	530	857	61.8%
Rochester borough	6021	1	1,128	2,046	55.1%
	6021	2	525	878	59.8%
South Heights borough	6048	3	307	543	56.5%
White tow nship	6009	1	459	853	53.8%

Source: U.S. Dept. of HUD

Of particular interest are those census areas where the percentage of LMI persons is greater than 50.47% and where there are identified areas of racial concentrations. In Beaver County, five census tracts meet these criteria and are listed on the following table.

**Areas of Racial Concentrations and
Low and Moderate Income Block Groups**

	Percent Black Residents	Percent LMI Persons
Aliquippa City		
6043	31%	64.4%
6045	81%	80.2%
Beaver Falls City		
6012	25%	66.3%
6013	20%	63.3%
Midland Borough		
6028	21%	66.6%

Sources: U.S. Census Bureau (2000); U.S. Dept. of HUD (2010)

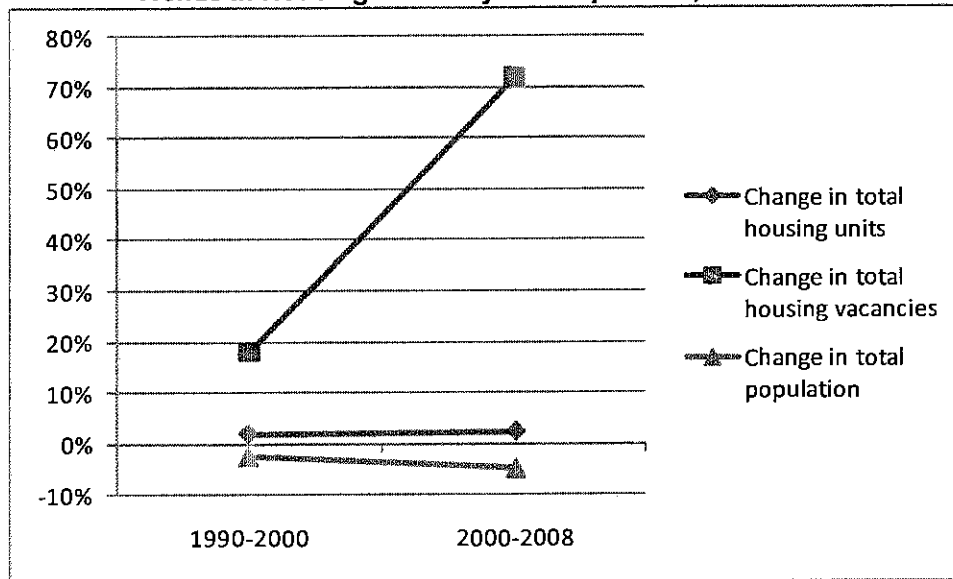
To determine if these same census tracts are also areas of disproportionate need, the characteristics of the housing stock must be analyzed.

iv. Housing Inventory

The overall housing stock is slowly increasing in Beaver County despite a continuing decline in population. Between 1990 and 2000, total inventory increased almost 2% from 76,336 to 77,765 units in spite of a 2.5% decline in total population. The Census Bureau estimates the 2008 housing inventory was 79,524 units, an increase of 2.3% in eight years during which time total population fell nearly 5%. Notably, the number of vacant housing units has increased at a dramatically faster pace than the total inventory has increased. Between 1990 and 2000, total vacancies increased 18% from 4,397 to 5,189. Between 2000 and 2008, however, total vacancies surged 72% to 8,924. These trends are indicative of population loss in the older boroughs where older homes have remained vacant, in contrast to the population growth experienced in some townships where new housing construction is attracting families desiring more modern floor plans and amenities.

These trends are illustrated in the following figure.

Trends in Housing Inventory and Population, 1990-2008



Housing activity during the 1990s varied across the county. (Housing inventory data more recent than 2000 is not available at the municipality level for municipalities with fewer than 20,000 residents.) During that decade, 31 municipalities experienced net housing gains, ranging from 0.2% in Patterson Township (an increase of just two units) to 14.8% in Independence Township (an increase of 141 units). Losses ranged from a low of 1% in East Rochester Borough (a decrease of three units) to a high of 22.9% in Fallston Borough (a decrease of 40 units).

Net losses in housing units were more likely to occur in older cities and boroughs while net gains were more common in the townships. For example, both cities (Aliquippa and Beaver Falls) along with 18 boroughs and only 3 townships lost housing units during the 1990s. By comparison, 19 townships and 12 boroughs experienced housing growth. One reason for this trend is the lack of available developable land in the older cities and boroughs. In contrast, new development continues in many townships in Beaver County and across much of Pennsylvania.

The following chart lists the change in total housing inventory for each municipality. Notably, the three municipalities identified as areas of concentration of Black residents and higher percentages of low/moderate income persons experienced decreases in their respective housing inventories.

Trends in Total Housing Inventory by Municipality, 1990-2000

	1990	2000	% Change
Aliquippa City	6,118	5,855	-4.30%
Ambridge Borough	4,078	4,099	0.50%
Baden Borough	2,181	1,986	-8.90%
Beaver Borough	2,365	2,297	-2.90%
Beaver Falls City	4,667	4,380	-6.10%
Big Beaver Borough	889	905	1.80%
Bridgewater Borough	351	363	3.40%
Brighton Township	2,544	2,875	13.00%
Center Township	3,997	4,438	11.00%
Chippewa Township	2,780	2,933	5.50%
Conway Borough	1,004	1,026	2.20%
Darlington Borough	132	135	2.30%
Darlington Township	836	842	0.70%
Daugherty Township	1,256	1,318	4.90%
East Rochester Borough	294	291	-1.00%
Eastvale Borough	149	132	-11.40%
Economy Borough	3,373	3,629	7.60%
Elwood City Borough (part)	360	316	-12.20%
Fallston Borough	175	135	-22.90%
Frankfort Springs Borough	49	54	10.20%
Franklin Township	1,570	1,726	9.90%
Freedom Borough	774	735	-5.00%
Georgetown Borough	75	70	-6.70%
Glasgow Borough	30	27	-10.00%
Greene Township	897	999	11.40%
Hanover Township	1,255	1,410	12.40%
Harmony Township	1,534	1,509	-1.60%
Homewood Borough	64	62	-3.10%
Hookstown Borough	72	71	-1.40%
Hopewell Township	5,459	5,625	3.00%
Independence Township	951	1,092	14.80%
Industry Borough	792	816	3.00%
Koppel Borough	438	409	-6.60%
Marion Township	386	388	0.50%
Midland Borough	1,688	1,651	-2.20%
Monaca Borough	2,772	2,892	4.30%
New Brighton Borough	3,116	3,000	-3.70%
New Galilee Borough	208	189	-9.10%
New Sewickley Township	2,523	2,879	14.10%
North Sewickley Township	2,248	2,326	3.50%
Ohioville Borough	1,396	1,440	3.20%
Patterson Heights Borough	234	267	14.10%
Patterson Township	1,331	1,333	0.20%
Potter Township	206	218	5.80%
Pulaski Township	743	764	2.80%
Raccoon Township	1,177	1,227	4.20%
Rochester Borough	1,952	1,900	-2.70%
Rochester Township	1,246	1,268	1.80%
Shippingport Borough	91	99	8.80%
South Beaver Township	1,065	1,139	6.90%
South Heights Borough	269	255	-5.20%
Vanport Township	848	804	-5.20%
West Mayfield Borough	625	499	-20.20%
White Township	703	667	-5.10%
Beaver County	76,336	77,765	1.90%

Source: U.S. Census Bureau

v. Types of Housing Units

The 2000 Census reported that single-family homes (both detached and attached units) remained the dominant housing choice. Seventy-seven percent of the county housing inventory was single-family units compared to 17% of multi-family units. In addition, 6% were mobile homes.

Housing Units per Structure, 2000

	Total Units	Multi-Family Units			Mobile Homes	
		Single Family	2-4 Units	5-19 Units		
Beaver County	77,765	77%	9%	5%	3%	6%
Pennsylvania	5,249,750	74%	10%	6%	5%	5%

Source: U.S. Census Bureau

vi. Tenure and Vacancy Status

Home ownership in Beaver County was 75% in 2000. Census data for 2008 reported this rate had fallen slightly to 73.6%. Across the county, home ownership varied from a low of 40% in Vanport Township and 48% in Midland Borough to as high as 96% in Frankfort Springs Borough.

High rates of vacant housing continued to be a serious issue in many municipalities. County-wide, the rate of total vacant units was 7%. Five communities had significantly higher rates of vacant residential structures, of which three municipalities were previously identified as areas of concentration of Black residents and higher rates low/moderate income persons. These three areas (Aliquippa, Beaver Falls and Midland) had the three highest rates in the county in 2000.

The following two tables list the rates of tenure and vacancy status for each municipality. The three municipalities previously noted to be areas of concentration of Black residents and higher low/moderate income persons were also noted to include some of the lowest rates of home ownership in the county in 2000.

Housing Tenure by Municipality, 2000

	Occupied Units	Owner Units		Renter Units	
		#	%	#	%
Aliquippa City	5,121	3,079	60%	2,042	40%
Ambridge Borough	3,595	1,847	51%	1,748	49%
Baden Borough	1,900	1,303	69%	597	31%
Beaver Borough	2,112	1,333	63%	779	37%
Beaver Falls City	3,798	2,022	53%	1,776	47%
Big Beaver Borough	868	754	87%	114	13%
Bridgewater Borough	337	230	68%	107	32%
Brighton Township	2,783	2,490	89%	293	11%
Center Township	4,270	3,489	82%	781	18%
Chippewa Township	2,807	2,264	81%	543	19%
Conway Borough	988	750	76%	238	24%
Darlington Borough	125	86	69%	39	31%
Darlington Township	779	652	84%	127	16%
Daugherty Township	1,270	1,166	92%	104	8%
East Rochester Borough	281	191	68%	90	32%
Eastvale Borough	124	87	70%	37	30%
Economy Borough	3,528	3,340	95%	188	5%
Elwood City Borough (part)	306	238	78%	68	22%
Fallston Borough	126	119	94%	7	6%
Frankfort Springs Borough	49	47	96%	2	4%
Franklin Township	1,601	1,325	83%	276	17%
Freedom Borough	695	479	69%	216	31%
Georgetown Borough	67	63	94%	4	6%
Glasgow Borough	27	25	93%	2	7%
Greene Township	945	832	88%	113	12%
Hanover Township	1,287	1,156	90%	131	10%
Harmony Township	1,439	1,301	90%	138	10%
Homewood Borough	60	50	83%	10	17%
Hookstown Borough	69	59	86%	10	14%
Hopewell Township	5,450	4,692	86%	758	14%
Independence Township	1,035	910	88%	125	12%
Industry Borough	772	680	88%	92	12%
Koppel Borough	373	289	77%	84	23%
Marion Township	361	277	77%	84	23%
Midland Borough	1,424	677	48%	747	52%
Monaca Borough	2,709	1,703	63%	1,006	37%
New Brighton Borough	2,740	1,412	52%	1,328	48%
New Galilee Borough	174	132	76%	42	24%
New Sewickley Township	2,736	2,493	91%	243	9%
North Sewickley Township	2,238	1,971	88%	267	12%
Ohioville Borough	1,371	1,216	89%	155	11%
Patterson Heights Borough	1,260	982	78%	278	22%
Patterson Township	257	226	88%	31	12%
Potter Township	202	183	91%	19	9%
Pulaski Township	726	493	68%	233	32%
Raccoon Township	1,186	1,073	90%	113	10%
Rochester Borough	1,732	898	52%	834	48%
Rochester Township	1,213	1,005	83%	208	17%
Shippingport Borough	88	63	72%	25	28%
South Beaver Township	1,090	986	90%	104	10%
South Heights Borough	238	205	86%	33	14%
Vanport Township	747	297	40%	450	60%
West Mayfield Borough	469	383	82%	86	18%
White Township	628	356	57%	272	43%
Beaver County	72,576	54,379	75%	18,197	25%

Source: U.S. Census Bureau

Housing Occupancy Status by Municipality, 2000

	Total Housing Units	Occupied Units		Vacant Units	
		#	%	#	%
Aliquippa City	5,855	5,121	87%	734	13%
Ambridge Borough	4,099	3,595	88%	504	12%
Baden Borough	1,986	1,900	96%	86	4%
Beaver Borough	2,297	2,112	92%	185	8%
Beaver Falls City	4,380	3,798	87%	582	13%
Big Beaver Borough	905	868	96%	37	4%
Bridgewater Borough	363	337	93%	26	7%
Brighton Township	2,875	2,783	97%	92	3%
Center Township	4,438	4,270	96%	168	4%
Chippewa Township	2,933	2,807	96%	126	4%
Conway Borough	1,026	988	96%	38	4%
Darlington Borough	135	125	93%	10	7%
Darlington Township	842	779	93%	63	7%
Daugherty Township	1,318	1,270	96%	48	4%
East Rochester Borough	291	281	97%	10	3%
Eastvale Borough	132	124	94%	8	6%
Economy Borough	3,629	3,528	97%	101	3%
Elwood City Borough (part)	316	306	97%	10	3%
Fallston Borough	135	126	93%	9	7%
Frankfort Springs Borough	54	49	91%	5	9%
Franklin Township	1,726	1,601	93%	125	7%
Freedom Borough	735	695	95%	40	5%
Georgetown Borough	70	67	96%	3	4%
Glasgow Borough	27	27	100%	0	0%
Greene Township	999	945	95%	54	5%
Hanover Township	1,410	1,287	91%	123	9%
Harmony Township	1,509	1,439	95%	70	5%
Homewood Borough	62	60	97%	2	3%
Hookstown Borough	71	69	97%	2	3%
Hopewell Township	5,625	5,450	97%	175	3%
Independence Township	1,092	1,035	95%	57	5%
Industry Borough	816	772	95%	44	5%
Koppel Borough	409	373	91%	36	9%
Marion Township	388	361	93%	27	7%
Midland Borough	1,651	1,424	86%	227	14%
Monaca Borough	2,892	2,709	94%	183	6%
New Brighton Borough	3,000	2,740	91%	260	9%
New Galilee Borough	189	174	92%	15	8%
New Sewickley Township	2,879	2,736	95%	143	5%
North Sewickley Township	2,326	2,238	96%	88	4%
Ohioville Borough	1,440	1,371	95%	69	5%
Patterson Heights Borough	1,333	1,260	95%	73	5%
Patterson Township	267	257	96%	10	4%
Potter Township	218	202	93%	16	7%
Pulaski Township	764	726	95%	38	5%
Raccoon Township	1,227	1,186	97%	41	3%
Rochester Borough	1,900	1,732	91%	168	9%
Rochester Township	1,268	1,213	96%	55	4%
Shippingport Borough	99	88	89%	11	11%
South Beaver Township	1,139	1,090	96%	49	4%
South Heights Borough	255	238	93%	17	7%
Vanport Township	804	747	93%	57	7%
West Mayfield Borough	499	469	94%	30	6%
White Township	667	628	94%	39	6%
Beaver County	77,765	72,576	93%	5,189	7%

Source: U.S. Census Bureau

vii. Median Housing Value and Median Gross Rent

The median housing value of a single-family home in Beaver County increased only 3.9% between 2000 and 2008, after adjusting for inflation. Similarly, median gross rent increased 8.7%, after adjusting for inflation.

In 2000, thirty-four municipalities had median housing values less than the county value of \$85,000, including the three areas of concentration of Blacks and higher rates of low/moderate income persons. The median gross rent rates were also lower in these areas than elsewhere in Beaver County.

Median Housing Value and Median Gross Rent by Municipality, 2000

	Median Housing Value	Median Rent
Aliquippa City	\$54,700	\$400
Ambridge Borough	\$50,300	\$410
Baden Borough	\$74,700	\$397
Beaver Borough	\$107,600	\$503
Beaver Falls City	\$44,300	\$392
Big Beaver Borough	\$81,400	\$455
Bridgewater Borough	\$79,600	\$533
Brighton Township	\$114,100	\$508
Center Township	\$113,900	\$620
Chippewa Township	\$108,100	\$535
Conway Borough	\$80,700	\$400
Darlington Borough	\$68,100	\$379
Darlington Township	\$75,600	\$391
Daugherty Township	\$97,800	\$554
East Rochester Borough	\$57,500	\$311
Eastvale Borough	\$34,300	\$538
Economy Borough	\$112,600	\$570
Elwood City Borough (part)	\$56,000	\$382
Fallston Borough	\$58,600	\$558
Frankfort Springs Borough	\$65,000	\$325
Franklin Township	\$97,800	\$530
Freedom Borough	\$50,900	\$440
Georgetown Borough	\$83,900	\$425
Glasgow Borough	\$26,700	\$475
Greene Township	\$102,500	\$513
Hanover Township	\$110,800	\$508
Harmony Township	\$74,200	\$534
Homewood Borough	\$43,000	\$458
Hookstown Borough	\$62,300	\$510
Hopewell Township	\$93,000	\$572
Independence Township	\$112,700	\$474
Industry Borough	\$75,300	\$479
Koppel Borough	\$54,200	\$500
Marion Township	\$108,200	\$625
Midland Borough	\$44,000	\$294
Monaca Borough	\$73,800	\$398
New Brighton Borough	\$54,400	\$408
New Galilee Borough	\$62,900	\$403
New Sewickley Township	\$103,900	\$483
North Sewickley Township	\$93,600	\$535
Ohioville Borough	\$86,900	\$498
Patterson Heights Borough	\$87,000	\$533
Patterson Township	\$96,700	\$579
Potter Township	\$101,400	\$592
Pulaski Township	\$58,000	\$386
Raccoon Township	\$99,000	\$518
Rochester Borough	\$52,700	\$422
Rochester Township	\$75,200	\$477
Shippingport Borough	\$70,800	\$400
South Beaver Township	\$100,000	\$508
South Heights Borough	\$70,400	\$500
Vanport Township	\$80,400	\$302
West Mayfield Borough	\$68,700	\$504
White Township	\$65,700	\$507
Beaver County	\$85,000	\$438

Source: U.S. Census Bureau

viii. The Cost of Housing

The cost of housing is different than the value of housing. The value of a housing unit is determined by assessing comparable units in similar neighborhoods to calculate the amount the unit might sell for. The cost of housing, however, is the calculation of how much a household must earn in order to purchase or rent a housing unit. One of the most credible and widely used sources of information about housing cost and affordability is the National Low Income Housing Coalition's (NLIHC) annual publication *Out of Reach*. The Coalition's analysis of housing costs for 2010 is available at the county and MSA levels. Data for Beaver County is included below.

In Beaver County, the Fair Market Rent (FMR) for a two-bedroom apartment is \$730. In order to afford this level of rent and utilities, without paying more than 30% of income on housing, a household must earn \$2,433 monthly or \$29,200 annually. Assuming a 40-hour workweek, 52 weeks per year, this level of income translates into a Housing Wage of \$14.04.

In Pennsylvania, a minimum wage worker earns an hourly wage of \$9.35. In order to afford the FMR for a two-bedroom apartment, a minimum wage earner in Beaver County must work 77 hours per week, 52 weeks per year. Or, a household must include 1.9 minimum wage earners working 40 hours per week year-round in order to make the two-bedroom FMR affordable.

In Beaver County, the estimated average wage for a renter is \$10.82 an hour. In order to afford the FMR for a two-bedroom apartment at this wage, a renter must work 52 hours per week, 52 weeks per year. Or, working 40 hours per week year-round, a household must include 1.3 workers earning the average renter wage in order to make the two-bedroom FMR affordable.

Monthly Supplemental Security Income (SSI) payments for an individual are \$674 in Pennsylvania. If SSI represents an individual's sole source of income, \$202 in monthly rent is affordable, while the FMR for a one-bedroom is \$610.

ix. Housing Condition

The condition of the housing stock in Beaver County can be determined using census variables chosen to indicate housing deficiency. The age of a structure is used to show the time the unit has been in the inventory and the duration of time for which deterioration can potentially occur. The age threshold commonly used to signal a potential deficiency is approximately 50 years. Another variable used to identify housing condition is overcrowding, which is directly related to the wear and tear sustained by the structure. Generally, the criterion of more than one person per room (1.01) is used as the threshold for defining living conditions as overcrowded.

The age of the housing stock in low/moderate income census tracts was identified. Countywide, 29% of the housing stock was built prior to 1950. Beaver County's housing inventory is an older one and is typical of southwestern Pennsylvania counties. Twenty-nine percent of all Beaver County owner units and 12% of all County renter units were constructed prior to 1950. Rates across the County were as high as 64% among owner units in Ellwood City and 36% among renter units in Midland Borough.

Of particular interest are the census tracts containing older housing units and located in areas of

concentration of Black residents and higher rates of low/moderate income persons. Lower income levels typically indicate where the greatest potential for housing deterioration can occur, as these households will have less disposable income to pay for regular maintenance and repairs. Without these actions, older homes can rapidly deteriorate.

In Beaver County, 1% of all owner units and 1% of all renter units were overcrowded. Municipal rates ranged as high as 6% among owner units in Georgetown Borough and 2% in Aliquippa, Ambridge, Darlington, Eastvale, Greene and Midland. These higher rates are highlighted in the following table.

x. Affordable Vacant For-Sale Units

Affordable housing is defined as housing where the household is paying no more than 30% of gross income for total housing costs regardless of the income level. To determine the level of housing affordability in Beaver County, the number of vacant housing units for sale by bedroom size was identified. Only those units identified as affordable to households with incomes equal to or below 80% of the MFI are listed in the table below.

The 2000 Census reported that 895 of the 5,189 vacant units in the county (17%) were available for sale and affordable to LMI households. Of these 895 units, 615 were identified as affordable to households with incomes of 0 to less than 50% of the MFI, and the remaining 280 units were identified as affordable to households with incomes of 50 to 80% of the MFI.

Vacant For-Sale Units Affordable to Households with Incomes Below 80% of MFI

Unit Size	Vacant For-Sale Units	Number Affordable to Households with Incomes:	
		0% - 50% of MFI	>50% to 80% of MFI
0-1 bedrooms	60	45	15
2 bedrooms	330	250	80
3+ bedrooms	505	320	185
Total	895	615	280

Source: HUD CHAS Data Report, 2000

While the above table shows that a percentage of vacant for-sale units are affordable to households in the county with incomes less than 80% of the MFI, the CHAS Data Report does not consider the condition or habitability of these units. As previously discussed, 42% of all housing units in the county were constructed prior to 1950. The old age of the housing is an indicator that the units may be in poor condition. Many of the old units are obsolete with fewer and smaller bedrooms, bathrooms and closets than newly constructed housing. Older units do not have amenities popular among modern households such as larger kitchens and family rooms. In the older, urban neighborhoods, housing is densely developed and may lack off-street parking and desirable yards. Older units have a greater potential for lead paint contamination. Some percentage of the vacant for-sale units would require substantial rehabilitation to modernize them and bring them into compliance with local building codes. These significant rehabilitation costs would greatly reduce the affordability of the vacant for-sale housing units to LMI households.

xi. Affordable Vacant For-Rent Units

It is also possible to determine the number of vacant housing units for-rent by bedroom size using the HUD CHAS Report. Only those units identified as affordable to households with incomes equal to or below 80% of the MFI are listed in the following table.

The 2000 Census reported that 1,515 of the 5,189 vacant units (29%) in Beaver County were available for rent and affordable to LMI households. Of the 1,515 units, 625 were identified as affordable to households with incomes of 0 to less than 30% of the MFI. Another 700 units were identified as affordable to households with incomes of 30 to 50% of the MFI and the remaining 190 units were identified as affordable to households with incomes of more than 50% and up to 80% of the MFI.

Vacant For-Rent Units Affordable to Households with Incomes Below 80% of MFI

Unit Size	Vacant For-Rent Units	Number Affordable to Households with Incomes:		
		>30% of MFI	30% - 50% of MFI	>50% to 80% of MFI
0-1 bedrooms	585	225	280	80
2 bedrooms	700	285	325	90
3+ bedrooms	230	115	95	20
Total	1,515	625	700	190

Source: HUD CHAS Data Report, 2000

While the HUD CHAS Data Report identified a total of 1,515 housing units as available for rent and affordable to households with incomes of 80% or less of the MFI, this data includes no information on the condition of the housing.

xii. Housing Available to Persons with Disabilities and HIV/AIDS

The Housing Authority of the County of Beaver (HACB) is the owner and manager of all public housing units in the county and the administrator of the Section 8 Housing Choice Voucher Program. Currently, the Authority owns and manages a total of 1,796 units of public housing and utilizes 613 Section 8 vouchers. HACB actually has a total of 639 Section 8 vouchers but budget authority for only 613. The public housing in Beaver County is widely distributed throughout the urban areas and not concentrated in any one area of the county. The wide distribution of public housing serves to expand location choice in the county and provides for distribution of low/moderate income persons and households.

The following table is an inventory of HACB's 1,796 public housing units. The inventory includes a total of 72 units that are accessible for persons with disabilities.

Inventory of Public Housing Units

Development	Municipality	Elderly Units	Family Units	Accessible Units	Total Units
A. C. Edgecombe Apts.	Monaca	97	0	6	97
Ambridge Towers	Ambridge	100	0	5	100
Brighton Homes	New Brighton	0	48	2 *	48
Broadhead Apts.	Beaver Falls	62	0	4	62
Corak Towers	Midland	49	0	3	49
Crestview Village; Economy Village	Ambridge	0	170	6 *	170
Eleanor Roosevelt Apts.	Aliquippa	73	0	4	73
Freedom Apts.	Freedom	0	30	0	30
George Werner Apts.	Freedom	30	0	2	30
Griffith Heights	Aliquippa	0	48	2 *	48
Harmony Dwellings	Beaver Falls	0	48	3	48
John F. Kennedy	Ambridge	0	36	0	36
Joseph S. Edwards; Gordon Camp Apts.	Rochester	75	52	4	127
King Beaver Apts.	Beaver	100	0	5	100
Linmar Terrace & Extension	Aliquippa	0	194	10 *	194
Midcrest Homes	Midland	0	56	3	56
Monacatootha Apts.	Monaca	96	0	5	96
Morado Dwellings	Beaver Falls	0	138	4 *	138
Mt. Washington Apts.	Beaver Falls	0	32	0	32
Pleasantview Homes	Beaver Falls	0	112	0	112
Sheffield Towers	Aliquippa	80	0	0	80
Thomas G. Bishop	New Brighton	70	0	4	70
Totals		832	964	72	1,796

Source: Housing Authority of Beaver County

* Accessible, but not UFAS compliant.

The greatest need for public housing in Beaver County is one-bedroom units for very low-income non-elderly individuals. Nearly 23% of the applicants on the waiting list for public housing consisted of non-elderly individuals and over 72% of all applicants were extremely low income. Persons with disabilities account for nearly one in four applicants. The greatest need is for one-bedroom units (59%).

A shorter waiting list exists for Section 8 Housing Choice Vouchers. Extremely low-income applicants comprise the largest income group on the waiting list (74%) and families with children comprise the largest household type (58%). Ten percent of the waiting list includes persons with disabilities. The greatest need is for zero-bedroom units (38%).

Waiting List of Applicants for Public Housing & Section 8 Vouchers

	Public Housing		Section 8	
	Number	Percent	Number	Percent
Waiting List Total	441	100%	107	100%
Extremely Low Income (<30% MFI)	301	68%	78	73%
Very Low Income (>30% but <50% MFI)	102	23%	25	23%
Low Income (>50% but <80%)	38	9%	4	4%
Small Families (2-4 members)	131	30%	62	58%
Large Families (5 or more members)	4	1%	0	0%
Elderly Households (1 or 2 persons)	121	27%	10	9%
Non-elderly Individuals	185	42%	35	33%
Individuals/Families with Disabilities	108	24%	29	27%
White Households	333	76%	56	52%
Black Households	104	24%	50	47%
Other Race of Households	3	1%	1	1%
Hispanic Households	1	0%	0	0%
Characteristics by Bedroom Size				
0 Bedrooms	0	0%	3	3%
1 Bedroom	284	64%	43	40%
2 Bedrooms	106	24%	36	34%
3 Bedrooms	46	10%	22	21%
4 Bedrooms	5	1%	3	3%
5 Bedrooms	0	0%	0	0%
5+ Bedrooms	0	0%	0	0%

Source: Housing Authority of Beaver County

2. Vacant and Abandoned Buildings Suitable for Rehabilitation

Beaver County does not maintain a database of vacant and/or abandoned properties. The 2008 ACS reported a total of 8,924 vacant housing units. Of these, nearly 4,500 (50%) were identified as “other vacant” meaning no one was living in them at the time of the census enumeration and they did not fit into any of the other categories. It can be reasonably assumed that the majority of these “other vacant” housing units were abandoned and in varying states of substandard conditions based on the significant population loss in the County over the past few decades. Whether or not any of these buildings are suitable for rehabilitation is not known.

Vacancy Status of Housing Units, 2008

Total Vacant Units	8,924
For rent	1,175
Rented, not yet occupied	0
For sale only	2,743
Sold, not yet occupied	139
For seasonal, recreational or occasional use	375
For migrant workers	0
Other vacant	4,492

Source: U.S. Census Bureau

3. Number and Targeting of Units

There are 1,585 units of privately assisted rental housing units in Beaver County. Of these, 679 (43%) are designated as elderly units for persons 55 or 62 years of age and older, and 359 (23%) are designated as family units. Another 530 units (33%) are general occupancy units. Rental units accessible to persons with disabilities comprise a very small percentage of the total inventory. Currently, only 17 of the units were designated for persons, which could include persons with mental illness or some other non-physical disability that does not require mobility or hearing/vision accessibility. Seventy-five of the existing units were identified as mobility or hearing/vision accessible, representing less than 5% of the assisted housing inventory in the County.

The County identified two assisted housing developments under construction. These included 6 units to be completed with HUD Section 811 funds in two locations. All 6 units will be designated for persons with mental disabilities. Another 9 units have a funding application pending with HUD. If approved, these units would also be designated for persons with mental disabilities. Together, these 15 new units would increase the total assisted rental housing inventory to 32 in Beaver County.

Privately Assisted Housing Inventory in Beaver County

Development	Municipality	Units					Total	Accessible Units (of Total Units)
		Elderly	Family	Disabled	General			
Beaver Falls Plaza	Beaver Falls	120	0	0	0	120	0	
Beaver Village	Beaver	24	0	0	0	24	0	
Brightwood Manor	New Brighton	14	280	0	0	294	0	
Center Township	Beaver	40	0	0	0	40	40	
Colonial Oaks Apts.	Beaver Falls	0	0	0	140	140	0	
Conway Towers	Conway	84	0	0	0	84	9	
Dawes Manor Senior Housing	New Brighton	24	0	0	0	24	0	
E. B. McNitt Apts.	New Brighton	91	0	0	0	91	0	
Koppel Elderly Housing	Koppel	19	0	0	0	19	0	
Lutheran Village at Chippewa	Beaver Falls	34	0	0	0	34	3	
Maratta Manor	Aliquippa	0	0	0	8	8	0	
Passavant	Aliquippa	0	0	9	0	9	0	
Passavant	Chippewa	0	0	4	0	4	0	
Passavant	Rochester	0	0	4	0	4	0	
Pry Manor	Beaver Falls	35	0	0	0	35	0	
Riverview Apts.	Rochester	0	0	0	18	18	0	
Scottswood	Aliquippa	27	79	0	0	106	0	
Seventh Avenue Place	Beaver Falls	20	0	0	0	20	2	
Sisters of St. Joseph	Baden	23	0	0	0	23	5	
Spring Run Apts.	Monaca	0	0	0	100	100	6	
Towne Tower	Aliquippa	60	0	0	0	60	2	
Valley Terrace Apts.	Aliquippa	0	0	0	144	144	0	
Valley View Gardens	New Brighton	0	0	0	120	120	0	
Westbridge Apts.	Beaver	24	0	0	0	24	8	
Westfield Towers	Hopewell	40	0	0	0	40	0	
Sub-total		679	359	17	530	1,585	75	
Under Construction								
Passavant	Beaver	0	0	3	0	3	0	
Passavant	Monaca	0	0	3	0	3	0	
Sub-total		0	0	6	0	6	0	
Application Pending								
Changing the World, Inc.	Beaver Falls	0	0	9	0	9	0	
Sub-total		0	0	9	0	9	0	
Total		679	359	32	530	1,600	75	

Sources: Pennsylvania Housing Finance Agency Apartment Locator, Beaver County Community Development Program

A significant number of assisted rental housing units are at risk for conversion to market rate housing. In some cases, affordable housing developments are constructed with public funds provided to the developer and rental subsidies provided to qualifying households who occupy the units. The source of the rental subsidy is the Section 8 Program. The developer must agree to keep the units affordable for a specified period of years if HUD provides Section 8 rental subsidies. After the period of affordability expires, the housing units may be purchased by a for-profit entity and converted to market rate housing. According to HUD's Multifamily Assistance & Section 8 Contracts database, a total of 466 affordable units are at risk for conversion to market rate units due to Section 8 contracts expiring within the next five years. The chart below lists the developments, their location and the expiration date of the contracts. It is important to note that the expiration is the date on which the contract may expire should the owner sell the

property for conversion to market rate housing. In many cases, the nonprofit property owner renews the Section 8 contract with HUD and extends the period of affordability.

Expiring Section 8 Contracts in Beaver County

Development	Municipality	Property ID#	Assisted Units	Expiration Date
Virginia Heights Apts.	Baden	800018992	30	7/31/2010
Colonial Oaks Apts.	Beaver Falls	800018324	42	8/31/2010
Center Tw p Housing for the Elderly	Center Tw p	800018628	48	9/30/2010
McGuire Woodlands	New Brighton	800058650	4	11/30/2010
Conw ay Tow ers	Conw ay	800018332	84	12/14/2010
PMH HI 3 - Maratta/Claridge	Aliquippa	800213019	8	1/31/2011
PMH I - Curtis/Second	Beaver Falls	800219545	8	6/30/2011
Francis Farmer	Beaver	800018433	105	8/27/2011
Green Diamond Apts.	Baden	800058447	29	2/28/2011
PMH V III - Guy	Aliquippa	800223859	4	1/31/2012
PMH IV - Todd	Monaca	800221376	4	2/29/2012
Spring Run Manor	Monaca	800018885	100	4/22/2015
Total Units			466	

Source: HUD Multi-family Assistance & Section 8 Contracts Database (May 2010)

Continuum of Care Homeless Population and Subpopulations Chart

Part 1: Homeless Population	Sheltered		Un-sheltered	Total	Jurisdiction
	Emergency	Transitional			Data Quality
1. Homeless Individuals	12	73	8	93	(N) enumerations ▼
2. Homeless Families with Children	13	9	1	23	
2a. Persons in Homeless with Children Families	41	28	3	72	
Total (lines 1 + 2a)	53	101	11	165	

Part 2: Homeless Subpopulations	Sheltered		Un-sheltered	Total	Data Quality
	Emergency	Transitional			(N) enumerations ▼
1. Chronically Homeless		8	0	8	(N) enumerations ▼
2. Severely Mentally Ill		63	0	63	
3. Chronic Substance Abuse		44	0	44	
4. Veterans		2	0	2	
5. Persons with HIV/AIDS		1	0	1	
6. Victims of Domestic Violence		28	0	28	
7. Youth (Under 18 years of age)		0	0	0	

Part 3: Homeless Needs Table: Individuals		Needs	Currently Available	Gap	5-Year Quantities										Total			Priority: H, M, L	Plan to Fund? Y/N	Fund Source: CDBG, HOME, HOPWA, ESG or Other
					Year 1		Year 2		Year 3		Year 4		Year 5		Goal	Actual	% of Goal			
					Goal	Complete	Goal	Complete	Goal	Complete	Goal	Complete	Goal	Complete						
Beds	Emergency Shelters	29	12	17	8	0	0	0	0	0	0	0	0	0	8	0	0%	H	Y	
	Transitional Housing	141	85	56	11	0	0	0	0	0	0	0	0	0	11	0	0%	H	Y	E, O
	Permanent Supportive Housing	113	55	58	15	0	0	0	0	0	0	0	0	0	15	0	0%	H	N	E, O
	Total	283	152	131	8	0	0	0	0	0	0	0	0	0	8	0	0%			
Chronically Homeless		8	7																	

Part 4: Homeless Needs Table: Families		Needs	Currently Available	Gap	5-Year Quantities										Total			Priority H, M, L	Plan to Fund? Y, N	Fund Source: CDBG, HOME, HOPWA, ESG or Other
					Year 1		Year 2		Year 3		Year 4		Year 5		Goal	Actual	% of Goal			
					Goal	Complete	Goal	Complete	Goal	Complete	Goal	Complete	Goal	Complete						
Beds	Emergency Shelters	40	30	10	0	0	0	0	0	0	0	0	0	0	0	0	###	H	Y	
	Transitional Housing	58	17	41	0	0	0	0	0	0	0	0	0	0	0	0	###	H	Y	
	Permanent Supportive Housing	109	58	51	6	0	0	0	0	0	0	0	0	6	0	0%	H	N	E, O	
	Total	207	105	102	6	0	0	0	0	0	0	0	0	6	0	0%				

Completing Part 1: Homeless Population. This must be completed using statistically reliable, unduplicated counts or estimates of homeless persons in sheltered and unsheltered locations at a one-day point in time. The counts must be from: (A) administrative records, (N) enumerations, (S) statistically reliable samples, or (E) estimates. The quality of the data presented in each box must be identified as: (A), (N), (S) or (E).

Completing Part 2: Homeless Subpopulations. This must be completed using statistically reliable, unduplicated counts or estimates of homeless persons in sheltered and unsheltered locations at a one-day point in time. The numbers must be from: (A) administrative records, (N) enumerations, (S) statistically reliable samples, or (E) estimates. The quality of the data presented in each box must be identified as: (A), (N), (S) or (E).

Sheltered Homeless. Count adults, children and youth residing in shelters for the homeless. "Shelters" include all emergency shelters and transitional shelters for the homeless, including domestic violence shelters, residential programs for runaway/homeless youth, and any hotel/motel/apartment voucher arrangements paid by a public/private agency because the person or family is homeless. Do not count: (1) persons who are living doubled up in conventional housing; (2) formerly homeless persons who are residing in Section 8 SRO, Shelter Plus Care, SHP permanent housing or other permanent housing units; (3) children or youth, who because of their own or a parent's homelessness or abandonment, now reside temporarily and for a short anticipated duration in hospitals, residential treatment facilities, emergency foster care, detention facilities and the like; and (4) adults living in mental health facilities, chemical dependency facilities, or criminal justice facilities.

Unsheltered Homeless. Count adults, children and youth sleeping in places not meant for human habitation. Places not meant for human habitation include streets, parks, alleys, parking ramps, parts of the highway system, transportation depots and other parts of transportation systems (e.g. subway tunnels, railroad car), all-night commercial establishments (e.g. movie theaters, laundromats, restaurants), abandoned buildings, building roofs or stairwells, chicken coops and other farm outbuildings, caves, campgrounds, vehicles, and other similar places.

Housing Inventory Chart: Emergency Shelter

Total Year-Round Beds - Household without Children		
1. Current Year-Round Emergency Shelter (ES) Beds for Households without Children	12	
1A. Number of DV Year-Round ES Beds for Households without Children	12	
1B. Subtotal, non-DV Year-Round ES Beds for Households without Children	0	
2. New Year-Round ES Beds for Households without Children	0	
3. Under Development Year-Round ES Beds for Households without Children	0	
4. Total Year Round ES HMIS Beds for Households without Children	12	
5. HMIS Bed Coverage: ES Beds for Households without Children	88%	

Total Year-Round Beds - Households with Children		
6. Current Year-Round ES Beds for Households with Children	30	
6A. Number of DV Year-Round ES Beds for Households with Children	13	
6B. Subtotal, non-DV Year-Round ES Beds for Households with Children	17	
7. New Year-Round ES Beds for Households with Children	5	
8. Under Development Year-Round ES Beds for Households with Children	0	
9. Total Year-Round ES HMIS Beds for Households with Children	15	
10. HMIS Bed Coverage: ES Beds for Households with Children	88%	

KEY: Target Population A
CO: couples only, no children
HC: households with children
SF: single females
SFHC: single females and households with children
SM: single males
SMHC: single males and households with children
SMF: single males and females
SMF + HC: Single male and female plus households with children
YF: youth females (under 18 years old)
YM: youth males (under 18 years old)
YMF: youth males and females (under 18 years old)

KEY: Target Population B
DV - Domestic Violence victims only
VET - Veterans only
HIV - HIV/AIDS populations only

KEY: Inventory type
C: Current Inventory
N: New Inventory
U: Under development

KEY: Services Provided
 F: Life skills & parenting classes for homeless families.
 WVDV: Life skills & parenting classes for homeless women who are victims of domestic violence and families.

Error Messages
ERROR MSG: PROGRAM DETAILS None
ERROR MSG: FAMILY BEDS/UNITS None
ERROR MSG: DV HMIS COVERAGE None

SERVICES PROVIDED

Program Information					Target Population		HUD Funding Information	All Year-Round Beds/Units				Year-Round Beds in HMIS				Seasonal Beds				O/V Beds	PFT Counts	Utilization Rates
#	Organization Name	Program Name	Geo Code	Inventory type	A	B	Does this program receive HUD McKinney-Vento funding?	Beds for Households with Children	Units for Households with Children	Beds for Households without Children	Total Year-Round Beds	HMIS Beds for Households with Children	HMIS Beds for Households without Children	Percentage of HMIS Beds for Households with Children	Percentage of HMIS beds for Households without Children	Total Seasonal Beds	Number of Seasonal Beds Available in HMIS	Availability Start Date	Availability End Date	O/V Beds	Point-in-Time Homeless Count	Program Utilization Rate
ES1	Beaver County Children & Youth Services	Emergency Shelter	429007	C	HC		No	12	2	0	12	10	0	83%	0%	0	0			0	10	83%
ES2	Women's Center of Beaver County	DV Emergency Shelter	429007	C	SFHC	DV	Yes	13	4	12	25	0	0	0%	0%	0	0			0	15	60%
ES3	Beaver County Children & Youth Services	Emergency Shelter	429007	N	HC		No	5	1	0	5	5	0	100%		0	0			0	5	100%

WFDV

Housing Inventory Chart: Transitional Housing

Total Year-Round Beds - Household without Children	
1. Current Year-Round Transitional Housing (TH) Beds for Households without Children	85
1A. Number of DV Year-Round TH Beds for Households without Children	0
1B. Subtotal, non-DV Year-Round TH Beds for Households without Children	85
2. New Year-Round ES Beds for Households without Children	0
3. Under Development Year-Round TH Beds for Households without Children	0
4. Total Year Round TH HMIS Beds for Households without Children	83
5. HMIS Bed Coverage: TH Beds for Households without Children	98%

Total Year-Round Beds - Households with Children	
6. Current Year-Round TH Beds for Households with Children	17
6A. Number of DV Year-Round TH Beds for Households with Children	10
6B. Subtotal, non-DV Year-Round TH Beds for Households with Children	7
7. New Year-Round TH Beds for Households with Children	0
8. Under Development Year-Round TH Beds for Households with Children	0
9. Total Year-Round TH HMIS Beds for Households with Children	6
10. HMIS Bed Coverage: TH Beds for Households with Children	86%

KEY: Target Population A
CO: couples only, no children
HC: households with children
SF: single females
SFHC: single females and households with children
SM: single males
SMHC: single males and households with children
SMF: single males and females
SMF + HC: Single male and female plus households with children
YF: youth females (under 18 years old)
YM: youth males (under 18 years old)
YMF: youth males and females (under 18 years old)

KEY: Target Population B
DV - Domestic Violence victims only
VET - Veterans only
HIV - HIV/AIDS populations only

KEY: Inventory type
C: Current Inventory
N: New Inventory
U: Under development

KEY: Services Provided

F: Life skills and support moving from transitional to permanent housing for homeless families
 IMH: Life skills and support moving from transitional to permanent housing for homeless single adults with mental health disabilities.
 LIC: Life skills and support moving from transitional to permanent housing for homeless individuals who were formerly incarcerated and have co-occurring disorders.
 WVDV: Life skills and support moving from transitional to permanent housing for homeless women who are victims of domestic violence and families.

Error Messages

ERROR MSG: PROGRAM DETAILS None
 ERROR MSG: FAMILY BEDS/UNITS None
 ERROR MSG: DV HMIS COVERAGE None

#	Program Information				Target Population		HUD Funding Information	All Year-Round Beds/Units				Year-Round Beds in HMIS				PIT Counts	Utilization Rates	
	Organization Name	Program Name	Geo Code	Inventory type	A	B	Does this program receive HUD McKinney-Vento funding?	Beds for Households with Children	Units for Households with Children	Beds for Households without Children	Total Year-Round Beds	HMIS Beds for Households with Children	HMIS Beds for Households without Children	Percentage of HMIS Beds for Households with Children	Percentage of HMIS beds for Households without Children	Point-in-Time Homeless Count	Program Utilization Rate	
TH1	Housing Authority of Beaver County	Help House	429007	C	SMF+HC		No	7	2	3	10	6	1	86%	33%	7	70%	F
TH2	Supportive Services Inc.	8th Ave Group Home (CRR)	429007	C	SMF		No	0	0	8	8	0	8	100%	100%	7	88%	IMH
TH3	Supportive Services Inc.	W. D. Group Home (CRR)	429007	C	SMF		No	0	0	12	12	0	12	100%	100%	11	92%	IMH
TH4	Supportive Services Inc.	5th Ave Group Home (CRR)	429007	C	SMF		No	0	0	8	8	0	8	100%	100%	8	100%	IMH
TH5	Supportive Services Inc.	9th Ave Group Home (CRR)	429007	C	SMF		No	0	0	8	8	0	8	100%	100%	6	75%	IMH
TH6	Supportive Services Inc.	5th St New Brighton	429007	C	SMF		No	0	0	6	6	0	6	100%	100%	6	100%	IMH
TH7	Supportive Services Inc.	6th Ave Beaver Falls	429007	C	SMF		No	0	0	3	3	0	3	100%	100%	3	100%	IMH
TH8	Supportive Services Inc.	9th Ave Beaver Falls (Apt. Program)	429007	C	SMF		No	0	0	2	2	0	2	100%	100%	2	100%	IMH
TH9	Supportive Services Inc.	13th St New Brighton	429007	C	SMF		No	0	0	4	4	0	4	100%	100%	4	100%	IMH
TH10	Supportive Services Inc.	9th Ave Beaver Falls (Dual Diagnosis Unit)	429007	C	SMF		No	0	0	7	7	0	7	100%	100%	7	100%	IMH
TH11	Supportive Services Inc.	Stone Harbour Rochester	429007	C	SMF		Yes	0	0	12	12	0	12	100%	100%	12	100%	LIC
TH12	Supportive Services Inc.	4th Ave New Brighton (LTSR)	429007	C	SMF		No	0	0	12	12	0	12	100%	100%	12	100%	IMH
TH13	Women's Center of Beaver County	Transitional Housing	429007	C	SFHC	DV	No	10	3	0	10	0	0	0%		9	90%	WFDV

Housing Inventory Chart: Permanent Supportive Housing

Total Year-Round Beds - Household without Children		55
1. Current Year-Round Permanent Housing (PH) Beds for Households without Children		55
1A. Number of DV Year-Round PH Beds for Households without Children		0
1B. Subtotal, non-DV Year-Round PH Beds for Households without Children		55
2. New Year-Round ES Beds for Households without Children		2
3. Under Development Year-Round PH Beds for Households without Children		0
4. Total Year Round PH HMIS Beds for Households without Children		55
5. HMIS Bed Coverage: PH Beds for Households without Children		100%

Total Year-Round Beds - Households with Children		58
6. Current Year-Round PH Beds for Households with Children		58
6A. Number of DV Year-Round PH Beds for Households with Children		0
6B. Subtotal, non-DV Year-Round PH Beds for Households with Children		58
7. New Year-Round PH Beds for Households with Children		0
8. Under Development Year-Round PH Beds for Households with Children		0
9. Total Year-Round PH HMIS Beds for Households with Children		58
10. HMIS Bed Coverage: PH Beds for Households with Children		100%

KEY: Target Population A
 CO: couples only, no children
 HC: households with children
 SF: single females
 SFHC: single females and households with children
 SM: single males
 SMHC: single males and households with children
 SMF: single males and females
 SMF + HC: Single male and female plus households with children
 YF: youth females (under 18 years old)
 YM: youth males (under 18 years old)
 YMF: youth males and females (under 18 years old)

KEY: Target Population B
 DV - Domestic Violence victims only
 VET - Veterans only
 HIV - HIV/AIDS populations only

KEY: Inventory type
 C: Current Inventory
 N: New Inventory
 U: Under development

Error Messages
 ERROR MSG: PROGRAM DETAILS None
 ERROR MSG: FAMILY BEDS/UNITS None
 ERROR MSG: DV HMIS COVERAGE None

KEY: Services Provided
 IMH: Life skills and supportive services for homeless individuals with mental health disabilities.
 IFMH: Life skills and supportive services for homeless individuals and families with mental health disabilities.
 CHIFD: Life skills and supportive services for chronically homeless individuals with mental health disabilities.
 YAMH: Life skills and supportive services for homeless young adults with mental health disabilities.

SERVICES PROVIDED

Program Information				Target Population		HUD Funding Information	All Year-Round Beds/Units				Year-Round Beds in HMIS				PIT Counts	Utilization Rates			
#	Organization Name	Program Name	Geo Code	Inventory type	A	B	Does this program receive HUD McKinney-Vento funding?	Beds for Households with Children	Units for Households with Children	Beds for Households without Children	CH Beds	Total Year-Round Beds	HMIS Beds for Households with Children	HMIS Beds for Households without Children	Percentage of HMIS Beds for Households with Children	Percentage of HMIS beds for Households without Children	Point-in-Time Homeless Count	Program Utilization Rate	
PH1	Harbor Point Housing	1319 9th Ave Beaver Falls	429007	C	HC		No	2	1	0	0	2	2	0	100%	100%	2	100%	IMH
PH2	Harbor Point Housing	8th Ave Beaver Falls	429007	C	SMF		No	0	0	3	0	3	0	3	100%	100%	3	100%	IMH
PH3	Harbor Point Housing	1304 9th Ave Beaver Falls	429007	C	HC		No	3	1	0	0	3	3	0	100%	100%	3	100%	IMH
PH4	Harbor Point Housing	Case St Rochester	429007	C	SMF		No	0	0	2	0	2	0	2	100%	100%	2	100%	IMH
PH5	Harbor Point Housing	Sheridan Place Beaver Falls	429007	C	SMF		No	0	0	12	0	12	0	12	100%	100%	12	100%	IMH
PH6	Harbor Point Housing	11th St Beaver Falls	429007	C	SMF		No	0	0	4	0	4	0	4	100%	100%	4	100%	IMH
PH7	Harbor Point Housing	Jackson St Rochester	429007	C	HC		No	7	1	0	0	7	7	0	100%	100%	7	100%	IMH
PH8	Harbor Point Housing	Delaware Ave Rochester	429007	C	SMF		No	0	0	2	0	2	0	2	100%	100%	2	100%	IMH
PH9	Harbor Point Housing	Etm Rd Ambridge	429007	C	HC		No	4	1	2	0	6	4	2	100%	100%	6	100%	IMH
PH10	Harbor Point Housing	Beaver Rd Ambridge	429007	C	HC		No	3	1	1	0	4	3	1	100%	100%	4	100%	IMH
PH11	Harbor Point Housing	14th St New Brighton	429007	C	SM		No	0	0	1	0	1	0	1	100%	100%	1	100%	IMH
PH12	Harbor Point Housing	Freedom Project	429007	C	SMF+HC		Yes	10	5	5	0	15	10	5	100%	100%	15	100%	IFMH
PH13	Salvation Army	Friendship Homes	429007	C	SMF+HC		Yes	29	11	5	5	34	29	5	100%	100%	18	53%	IFD
PH14	Salvation Army	Friendship Homes	429007	N	SMF+HC		Yes	0	0	2	0	2	0	2	100%	100%	0	0%	CHIFD
PH15	Supportive Services Inc.	Melrose Place	429007	C	SMF		Yes	0	0	8	0	8	0	8	100%	100%	7	88%	IMH
PH16	Supportive Services Inc.	Young Consumers Unit	429007	C	SMF		Yes	0	0	8	0	8	0	8	100%	100%	6	75%	YAMH

2J. Continuum of Care (CoC) Point-in-Time Homeless Subpopulations

Instructions:

Enter the number of sheltered and unsheltered adults who belong in each subpopulation category. As in the Homeless Populations chart, this chart must be completed using statistically reliable and unduplicated counts or estimates of homeless persons based on the point-in-time count conducted during the last ten days of January 2009. Only adults should be included in the counts for this chart, except for the Unaccompanied Youth (those under age 18) category. Subpopulation data is required for sheltered persons and optional for unsheltered persons, with the exception of Chronically Homeless.

	Sheltered	Unsheltered	Total
* Chronically Homeless (Federal definition)	50	9	59
* Severely Mentally Ill	95	5	100
* Chronic Substance Abuse	57	1	58
* Veterans	8	0	8
* Persons with HIV/AIDS	1	0	1
* Victims of Domestic Violence	27	3	30
* Unaccompanied Youth (under 18)	0	1	1

2K. Continuum of Care (CoC) Sheltered Homeless Population & Subpopulation: Point-In-Time (PIT) Count

Instructions:

CoCs are only required to conduct a one-day point-in-time count every two years (biennially) however, HUD strongly encourages CoCs to conduct an annual point-in-time count, if resources allow. Below, select the time period that corresponds with how frequently the CoC plans to conduct a point-in-time count:

- biennially (every other year);
- annually (every year);
- semi-annually (twice a year); or
- quarterly (once each quarter).

CoCs will separately calculate and enter the percentage of emergency shelter and transitional housing providers that provided data for the Homeless Population and Subpopulation charts. For example, if 9 out of 12 transitional housing programs provided point-in-time data, enter 75%. If all providers for a program type contributed data, enter 100%.

How frequently does the CoC conduct a point-in-time count? Annually

Enter the date in which the CoC plans to conduct its next point-in-time count: 01/27/2010
(mm/dd/yyyy)

Indicate the percentage of homeless service providers supplying population and subpopulation data that was collected via survey, interview, and/or HMIS.

Emergency shelter providers: 100%
Transitional housing providers: 100%

2L. Continuum of Care (CoC) Sheltered Homeless Population and Subpopulation: Methods

Instructions:

CoCs may use one or more methods to count sheltered homeless persons. Indicate the method(s) used to gather and calculate population data on sheltered homeless persons. Check all applicable methods:

- Survey Providers; Providers counted the total number of clients residing in each program on the night designated as the point-in-time count.
- HMIS; The CoC used HMIS to complete the point-in-time sheltered count.
- Extrapolation; The CoC used extrapolation techniques to estimate the number and characteristics of sheltered homeless persons from data gathered at emergency shelters and transitional housing programs. CoCs that use extrapolation techniques are strongly encourage to use the HUD General Extrapolation worksheet.

Indicate the method(s) used to count sheltered homeless persons during the last point-in-time count:
(Select all that apply):

Survey Providers:	<input checked="" type="checkbox"/>
HMIS:	<input checked="" type="checkbox"/>
Extrapolation:	<input type="checkbox"/>
Other:	<input type="checkbox"/>

If Other, specify:

Describe how the data on the sheltered homeless population, as reported on 2I, was collected and the sheltered count produced (limit 1500 characters):

PIT surveys were distributed to all the agencies that provide emergency and transitional shelter to homeless adults and families. Detailed instructions were given on how to complete the surveys and they were told to complete the survey, counting people who were housed on January 28, 2009. A survey was completed for each resident/household. The surveys were tabulated and the numbers were cross-checked in HMIS. In addition, any agencies or organizations that do not provide housing but were aware of people who were staying in motels, etc. (Head Start, Catholic Charities, etc.) completed surveys with data that could be used.

Comparing the 2009 point-in-time count to the previous point-in-time count (2008 or 2007), describe any factors that may have resulted in an increase, decline, or no change in the sheltered population count (limit 1500 characters):

The 2009 point-in-time count showed a significant increase over the 2007 PIT in the sheltered population count for several reasons: First, the emergency shelter bed inventory has increased since 2007 with the addition of Beaver County Children and Youth properties that are used to house homeless families that are clients in their system of care. Second, there are more families and individuals in transitional housing because of the poor economic conditions. Last, a severe snowstorm and dangerously low temperatures in western PA on 1/28/09 adversely impacted the ability of the PIT outreach/street count teams to conduct the survey. The 15 BC school districts were closed, resulting in no reporting of homeless students. In addition 2 of the 5 county soup kitchens were closed and very few people self-reported to our first-ever drop-in centers the day of the point-in-time survey. This accounts for the dramatic drop.

2M. Continuum of Care (CoC) Sheltered Homeless Population and Subpopulation Data

Instructions:

Check all methods used by the CoC to produce the sheltered subpopulations data reported in the subpopulation table.

- HMIS: The CoC used HMIS to gather subpopulation information on sheltered homeless persons without extrapolating for any missing data.
- HMIS data plus extrapolation: The CoC used HMIS data and extrapolation techniques to estimate the number and subpopulation characteristics of sheltered homeless persons in the CoC. Extrapolation techniques accounted for missing HMIS data and the CoC completed HUD's Extrapolation Tool.
- Sample of PIT interviews plus extrapolation: The CoC conducted interviews with a random or stratified sample of sheltered homeless adults and unaccompanied youth to gather subpopulation information. The results from the interviews were extrapolated to the entire sheltered homeless population to provide statistically reliable subpopulation estimates for all sheltered persons. CoCs that made this selection are encourage to used the applicable HUD Sample Strategy tool.
- Interviews: The CoC conducted interviews with every homeless person staying in an emergency shelter or transitional housing program on the night designated for the point-in-time count.
- Non-HMIS client level information: Providers used individual client records (e.g., case management files) to provide the CoC with subpopulation data for each adult and unaccompanied youth living in a sheltered program on the night designated for the point-in-time count.

Additional instructions on this section can be found in the detailed instructions, located on the left hand menu. Also, for more information about any of the techniques listed above, see: [A Guide for Counting Sheltered Homeless People](http://www.hudhre.info/documents/counting_sheltered.pdf) at http://www.hudhre.info/documents/counting_sheltered.pdf.

Indicate the method(s) used to gather and calculate subpopulation data on sheltered homeless persons (select all that apply):

HMIS	<input checked="" type="checkbox"/>
HMIS plus extrapolation:	<input type="checkbox"/>
Sample of PIT interviews plus extrapolation:	<input type="checkbox"/>
Sample strategy:	
Provider expertise:	<input checked="" type="checkbox"/>
Non-HMIS client level information:	<input type="checkbox"/>
None:	<input type="checkbox"/>
Other:	<input checked="" type="checkbox"/>

If Other, specify:

Beaver County used a comprehensive survey with a checklist of all the required sub-populations and the surveyers received training on asking the questions of the respondents in order to get data on the subpopulations.

Describe how data on sheltered subpopulations, as reported on 2J, was collected and the subpopulation data produced (limit 1500 characters):

Housing and social service providers were trained to ask all the questions on the PIT survey instrument which included determining # of times homeless, chronic substance abuse problems, mental health issues, domestic violence, HIV/AIDS, veteran status and unaccompanied youth. In addition, respondents were asked if they were working with or getting help from any agencies. Most people were very open about answering the questions asked by staff although several said they would prefer not to answer the question concerning HIV/AIDS. Some residents of specific transitional housing programs are mental health consumers or dually diagnosed, therefore information is easily verifiable. Each of the surveys was tabulated to produce a report on sub-populations as well as entered in HMIS. No DV surveys were entered in HMIS.

Comparing the 2009 point-in-time count to the previous point-in-time count (2008 or 2007), describe any factors that may have resulted in an increase, decline, or no change in the sheltered subpopulations data. Response should address changes in all sheltered subpopulation data (limit 1500 characters):

The increased number of people identified with severe mental illness and substance abuse issues in 2009 is a result of the work and involvement of a very effective new program which was formed in our county in 2008. BC-Launch (Learning and Understanding the Needs of the Chronically Homeless) targets chronically homeless individuals with co-occurring disorders. The number of veterans likely increased because of a drop-in center that was opened at a Veterans Social Club the day of the PIT Survey and by a concerted effort of our Continuum to educate the public about housing options for veterans. The AIDS sub-population remained stable as did the domestic violence population in 2009. The decrease in the number of unaccompanied youth in 2009 was the result of the Beaver County High School closures due to severe winter weather on the day of the PIT Survey.

2N. Continuum of Care (CoC) Sheltered Homeless Population and Subpopulation: Data Quality

Instructions:

CoCs often undertake a variety of steps to improve the quality of the sheltered population and subpopulation data. These include, but are not limited to:

- Instructions: The CoC provided written instructions to providers to explain protocol for completing the sheltered PIT count.
- Training: The CoC trained providers on the protocol and data collection forms used to complete the sheltered PIT count.
- Remind/Follow-up: The CoC reminded providers about the count and followed up with providers to ensure the maximum possible response rate from all programs.
- HMIS: The CoC used HMIS to verify data collected from providers for the sheltered count.
- Non-HMIS De-duplication techniques: The CoC used strategies to ensure that each sheltered and unsheltered homeless person was not counted more than once during the point in time count. The non-HMIS de-duplication techniques must be explained in the box below.

CoCs that select "Non-HMIS de-duplication techniques" must describe the techniques used. De-duplication is the process by which information on the same homeless clients within a program or across several programs is combined into unique records.

**Indicate the steps used by the CoC to ensure the data quality of the sheltered persons count:
(select all that apply)**

Instructions:	<input type="checkbox"/>
Training:	<input checked="" type="checkbox"/>
Remind/Follow-up	<input checked="" type="checkbox"/>
HMIS:	<input checked="" type="checkbox"/>
Non-HMIS de-duplication techniques:	<input checked="" type="checkbox"/>
None:	<input type="checkbox"/>
Other:	<input type="checkbox"/>

If Other, specify:

Describe the non-HMIS de-duplication techniques, if selected (limit 1000 characters):

In both emergency and transitional shelters, one survey was conducted with/for each household. Each of the surveys was assigned a unique identifier to avoid duplication.

Additionally, a question was included on the survey that asked "Were you already asked these questions today?" Any survey that included a "YES" answer to this question was discarded and not included in the tabulation.

20. Continuum of Care (CoC) Unsheltered Homeless Population and Subpopulation: Methods

Instructions:

CoCs can use a number of methodologies to count unsheltered homeless persons. These include, but are not limited to:

- Public places count: The CoC conducted a point-in-time count based on observation of unsheltered homeless persons, but without interviews.
- Public places count with interviews: The CoC conducted a point-in-time count and either interviewed all unsheltered homeless persons encountered during the public places count or a sample of these individuals.
- Service-based count: The CoC interviewed people using non-shelter services, such as soup kitchens and drop-in centers, screened for homelessness, and counted those that self-identified as unsheltered homeless persons. In order to obtain an unduplicated count, every person interviewed in a service-based count must be asked where they were sleeping on the night of the last point-in-time count.
- HMIS: The CoC used HMIS in some way to collect, analyze, or report data on unsheltered homeless persons. For example, the CoC entered respondent information into HMIS in an effort to check personal identifying information to de-duplicate and ensure persons were not counted twice.

For more information on any of these methods, see

„A Guide to Counting Unsheltered Homeless People“ at:
http://www.hudhre.info/documents/counting_unsheltered.pdf.

Indicate the method(s) used to count unsheltered homeless persons:
(select all that apply)

Public places count:	<input type="checkbox"/>
Public places count with interviews:	<input checked="" type="checkbox"/>
Service-based count:	<input checked="" type="checkbox"/>
HMIS:	<input checked="" type="checkbox"/>
Other:	<input type="checkbox"/>

If Other, specify:

2P. Continuum of Care (CoC) Unsheltered Homeless Population and Subpopulation - Level of Coverage

Instructions:

Depending on a number of factors, the level of coverage for a count of unsheltered persons may vary from place to place. Below, indicate which level of coverage best applies to the count of unsheltered homeless persons in the CoC.

¿ Complete coverage means that every part of a specified geography, such as an entire city or a downtown area, every street is canvassed by enumerators looking for homeless people and counting anyone who is found.

¿ Known locations means counting in areas where unsheltered homeless people are known to congregate or live.

¿ A combined approach merges complete coverage with known locations by counting every block in a portion of the jurisdiction (e.g. central city) AND conducting counts in other areas of the jurisdiction where unsheltered persons are known to live or congregate.

Indicate the level of coverage of unsheltered homeless persons in the point-in-time count: Known Locations

If Other, specify:

2Q. Continuum of Care (CoC) Unsheltered Homeless Population and Subpopulation - Data Quality

Instructions:

CoCs may undertake one or more methods to improve data quality of the unsheltered population and subpopulation data, as reported on 2I and 2J, respectively. Check all steps that the CoC has taken to ensure data quality:

- Training: The CoC conducted trainings(s) for point-in-time enumerators or CoC staff.
- HMIS: The CoC used HMIS to check for duplicate entries or for some other purpose.
- De-duplication techniques: The CoC used strategies to ensure that each unsheltered homeless person was not counted more than once during the point-in-time count.

All CoCs should have a strategy for reducing the occurrence of counting persons more than once during a point-in-time count, also known as de-duplication. De-duplication techniques should always be implemented when the point-in-time count extends beyond one night or takes place during the day at service locations used by homeless people that may or may not use shelters.

For more information on de-duplication and other techniques used to improve data quality, see *A Guide for Counting Unsheltered Homeless People* at: www.hudhre.info/documents/counting_unsheltered.pdf.

Indicate the steps used by the CoC to ensure the data quality of the unsheltered persons count. (select all that apply)

Training:	<input checked="" type="checkbox"/>
HMIS:	<input checked="" type="checkbox"/>
De-duplication techniques:	<input checked="" type="checkbox"/>
Other:	<input type="checkbox"/>

If Other, specify:

Describe the techniques used by the CoC to reduce duplication, otherwise known as de-duplication (limit 1500 characters):

On the survey, a question was included that asked "Were you already asked these questions today?" Any survey that included a "YES" answer to this question was discarded and not included in the tabulation. Each survey was also given a unique identifier as well as the code of the person who conducted the survey that would indicate duplication when the unsheltered surveys were entered in HMIS. Residents of domestic violence transitional and emergency shelters completed surveys but their information was not entered in HMIS.

Describe the CoCs efforts to reduce the number of unsheltered homeless household with dependent children. Discussion should include the CoCs outreach plan (limit 1500 characters):

Each year, the CoC in Beaver County (BC) gives high priority to reducing the number of unsheltered homeless households with dependent children in the following ways: 1. Encourage providers to increase the number of emergency units to accommodate homeless families. BC Children & Youth has done this for two years & plans on acquiring another property next year. 2. Our Women's Center/Shelter continually explores fundraising options to increase capacity and provide shelter to serve all homeless women and children. 3. The CoC Steering Committee recognizes the need to engage the faith-based community to open doors to unsheltered homeless families with children. A presentation was made to the local Ministerium asking them to consider an emergency housing model in Pittsburgh for families with children. 4. The Housing and Homeless Coalition of Beaver County has a very active Homeless Students Work Group that works closely with designated homeless liaisons from 15 public school districts as well as PA Cyber to provide an annual training in identifying & supporting homeless students & providing them with the support mandated by McKinney Vento. 5. Local community outreach centers are given a point of contact (POC) to whom they can refer homeless families who are living in cars. This POC then gives these families motel vouchers, donated by churches, thus providing a safe, temporary place to stay until more permanent arrangements can be made.

Describe the CoCs efforts to identify and engage persons that routinely sleep on the streets or other places not meant for human habitation (limit 1500 characters):

A new Beaver County organization established in 2008, BC-Launch (Beaver County Learning and Understanding the Needs of the Chronically Homeless) has taken the lead in street outreach to chronically homeless people, many of them suffering from co-occurring disorders. Their motto is "Hope for the Homeless" and they have a presence in places frequented by the homeless ~ soup kitchens, laundromats, libraries, etc. throughout the county. Individuals who routinely sleep in abandoned buildings, tents by the river, behind bars and in substandard housing, are identified by the Launch team and encouraged to "come in" to their Day Room for a shower, nap, warm meal, clean clothes, etc. An assessment is conducted and appropriate referrals are made to secure housing, treatment, and other services. With members of the Coalition, Launch has expanded their reach from the river towns to more rural areas, where people live in campgrounds or trailers without utilities. Local volunteers as well as hospital ER staff and law enforcement officials who encounter homeless people know to contact BC-Launch. In addition to the HUD mandated PIT survey, our Continuum conducts a "Fair Weather" unsheltered homeless outreach every August or September. The increase in the unsheltered count in September 2009 was due to a more thorough coverage of areas where homeless people were known to reside, based on referrals from social service agencies as well as local law enforcement.

Comparing the 2009 point-in-time count to the previous point-in-time count (2008 or 2007), describe any factors that may have resulted in an increase, decline, or no change in the unsheltered population data (limit 1500 characters):

BC-Launch's expertise in working with chronically homeless who are suffering from co-occurring disorders accounts for the increase in the mental illness and substance abuse sub-populations. Overall, the horrible winter storm that resulted in the closure of all 15 Beaver County school districts on the day of the PIT Survey had a significant impact on all the data collected. Our Point-in-Time Sub-committee was out from 6 AM until midnight, but conditions were treacherous and it was difficult locating people.

3A. Continuum of Care (CoC) Strategic Planning Objectives

Objective 1: Create new permanent housing beds for chronically homeless individuals.

Instructions:

Ending chronic homelessness is a HUD priority. CoCs can work towards accomplishing this by creating new beds for the chronically homeless. Describe the CoCs short-term and long-term plan for creating new permanent housing beds for the chronically homeless. For additional instructions, refer to the detailed instructions available on the left menu bar.

In the next 12-months, what steps will the CoC take to create new permanent housing beds for the chronically homeless (limit 1000 characters)?

The Beaver County CoC is actively supporting two new projects in this funding round. The first is Lenwood, a project that, if funded, will create 6 additional permanent housing beds for chronically homeless single individuals with disabilities and 6 additional permanent housing beds for 2 households, each with 1 CH disabled adult and 2 children. The other application is for Safety Net, a Tenant Based Rental Assistance Program that will target chronically homeless, mentally ill individuals who have barriers that prevent them from securing permanent housing. Additionally, the CoC worked diligently to develop an HPRP program that addresses the housing needs of the chronically homeless that have been successful in emergency and transitional housing. Individuals exiting emergency and transitional housing have been designated as a priority target group for Rapid Re-Housing financial assistance and services.

Describe the CoC plan for creating new permanent housing beds for the chronically homeless over the next ten years (limit 1000 characters)?

Our CoC's Ten Year Plan includes supporting expansion of existing permanent housing programs like Friendship Homes, Young Consumers, etc. The CoC is also working closely with Beaver County Behavioral Health to help secure permanent housing for consumers who have lost their housing due to the closure of the state hospital. The CoC is exploring using reinvestment funds that can be used for housing and Behavioral Health is collaborating with the Housing Authority of Beaver County to secure additional permanent housing beds.

How many permanent housing beds do you currently have in place for chronically homeless persons? 7

How many permanent housing beds do you plan to create in the next 12-months? 19

How many permanent housing beds do you plan to create in the next 5-years? 49

How many permanent housing beds do you plan to create in the next 10-years? 95

3A. Continuum of Care (CoC) Strategic Planning Objectives

Objective 2: Increase percentage of homeless persons staying in permanent housing over 6 months to at least 77 percent.

Instructions:

Increasing the self-sufficiency and stability of homeless participants is an important outcome measurement of HUD's homeless assistance programs. Describe the CoCs short-term and long-term plan for increasing the percentage of homeless persons staying in permanent housing over 6 months to at least 77 percent. For additional instructions, refer to the detailed instructions available on the left menu bar.

In the next 12-months, what steps will the CoC take to increase the percentage of homeless persons remaining in permanent housing for at least six months to at least 77 percent? If the CoC has already reached this threshold, describe how it will be exceeded or maintained (limit 1000 characters)?

Our CoC has not yet reached this threshold; we are at 61%. CoC continues to work on two programs. Friendship Homes (FH) works with substance abusers who relapse & are required to leave the program. The CoC works closely with FH to review program guidelines & determine a way to keep residents placed. Our CoC also places a high priority on another program housing young adults with disabilities. The Young Consumers residents are a very difficult population to keep in a program that provides critical life skills BUT also has rules & regulations that residents do not like to follow. Children & Youth Services is an important stakeholder in this project; they are providing extra support to ensure residents complete the program. Participants exiting both programs early negatively impact the CoC's overall performance measurement for people remaining in PSH. The CoC continues to monitor turnover rates & support initiatives that will help people remain in these permanent housing programs.

Describe the CoC's long-term plan to increase the percentage of homeless persons remaining in permanent housing for at least six months to at least 77 percent? CoCs response should include how it will continue to work towards meeting and exceeding this objective (limit 1000 characters).

Long term, the CoC will continue to look closely at the programs with the highest turnover, those that are not meeting the 77% objective. Careful attention will be paid to reasons for early exit, documented in quarterly reports to the Steering Committee of the Continuum of Care. Any barriers that prevent people from remaining in permanent supportive housing for more than 6 months will be continually reassessed and addressed in an effort to convince individuals they should remain in their respective programs until they are able to successfully sustain their own housing. A particular contingency plan we are looking is an incentive program to encourage people to stay longer. For example, a fast track to HPRP assistance to secure PH could be provided to residents who successfully complete a program, remaining for at least 6 months.

What percentage of homeless persons in permanent housing have remained for at least six months? 61

In 12-months, what percentage of homeless persons in permanent housing will have remained for at least six months? 79

In 5-years, what percentage of homeless persons in permanent housing will have remained for at least six months? 81

In 10-years, what percentage of homeless persons in permanent housing will have remained for at least six months? 83

3A. Continuum of Care (CoC) Strategic Planning Objectives

Objective 3: Increase percentage of homeless persons moving from transitional housing to permanent housing to at least 65 percent.

Instructions:

The ultimate objective of homeless assistance is to achieve the outcome of helping homeless families and individuals obtain permanent housing and self-sufficiency. Describe the CoC's short-term and long-term plan to increase the percentage of homeless persons moving from transitional housing to permanent housing to at least 65 percent. For additional instructions, refer to the detailed instructions available on the left menu bar.

In the next 12-months, what steps will the CoC take to increase the percentage of homeless persons moving from transitional housing to permanent housing to at least 65 percent? If the CoC has already reached this threshold, describe how it will be exceeded or maintained (limit 1000 characters)?

The Continuum has experienced the same difficulty in transitioning persons from TH to PSH as it has with keeping person in PSH for at least six months. The Beaver County Housing Specialist (HS) has begun working more closely with the TH providers in an effort to establish positive relationships with friendly landlords who are willing to rent units to TH persons transitioning to PH. As a result, a database of cooperative landlords has been developed. As a person residing in TH becomes eligible to move to PH, the HS provides contact information to the individual and his caseworker. The goal of this initiative is to fill the potential gap between TH and PH and make it a seamless transition for the individuals. This work will continue into 2010 as the CoC strives to increase its performance percentage to at least 66%.

Describe the CoC's long-term plan to increase the percentage of homeless persons moving from transitional housing to permanent housing to at least 65 percent? CoCs response should include how it will continue to work towards meeting and exceeding this objective (limit 1000 characters).

Moving forward with the county's 10 Year Plan to End Homelessness, the CoC will increase the number of people moving from transitional housing to permanent housing in the following ways: utilize HPRP resources for the next 3 years since TH residents are considered homeless and qualify for rapid re-housing funds and services providing they can sustain their housing, continue to update the county database with rental options for public housing as well as private landlord properties, partner with the Alliance for Consumer Credit to help people become responsible and well-prepared renters and work with the Housing Authority to continue Family Savings Accounts program. The CoC will continue monitoring TH programs and identify ways to increase moves to Permanent Housing. Provider agencies will increase case management services and oversight to persons who are making the transition to PH.

What percentage of homeless persons in transitional housing have moved to permanent housing? 40

- In 12-months, what percentage of homeless persons in transitional housing will have moved to permanent housing?** 66
- In 5-years, what percentage of homeless persons in transitional housing will have moved to permanent housing?** 68
- In 10-years, what percentage of homeless persons in transitional housing will have moved to permanent housing?** 70

3A. Continuum of Care (CoC) Strategic Planning Objectives

Objective 4: Increase percentage of persons employed at program exit to at least 20 percent.

Instructions:

Employment is a critical step for homeless persons to achieve greater self-sufficiency, which represents an important outcome that is reflected both in participants' lives and the health of the community. Describe the CoCs short-term and long-term plans for increasing the percentage of persons employed at program exit to at least 20 percent. For additional instructions, refer to the detailed instructions available on the left menu bar.

In the next 12-months, what steps will the CoC take to increase the percentage of persons employed at program exit to at least 20 percent? If the CoC has already reached this threshold, describe how it will be exceeded or maintained (limit 1000 characters)?

For many of the individuals in PH programs in Beaver County, employment is simply not a practical goal because of one of more disabilities, including mental illness, & in some cases, increasing age above 65. For those who have some possibility of employment, case management worker will continue to work closely with the individual to identify potential employment opportunities. To assist released offenders, the new FACT (Forensic Assertive Community Treatment) Team will be working closely with individuals to assist in removing the barrier of felon convictions, which can prevent employment. Twice a year, a workshop is held with members of justice, corrections, housing & Career Link to provide the latest resources & procedures. Additionally, Beaver County is partnering with Allegheny County & its nationally recognized released offenders re-entry program. Recently, the program's founder, Amy Kroll, met with a transitional housing resident & case manager to secure permanent housing.

Describe the CoC's long-term plan to increase the percentage of persons employed at program exit to at least 20 percent. CoCs response should include how it will continue to work towards meeting and exceeding this objective (limit 1000 characters).

The Workforce Development sub-committee is in the process of developing a long range plan with Career Link to offer employment opportunities to program participants who might not otherwise be able to get a job. In addition, Beaver County CoC is partnering with a Pittsburgh organization to recruit prospective employees/Beaver County residents along the Ohio River corridor to participate in training and certification programs that provide liveable wage jobs so that when people exit programs, they will be able to sustain their housing. Finally, the CoC continues to work on developing a pilot program in which program residents work in a laundromat or coffee shop that is run by the program to get valuable work experience.

What percentage of persons are employed at program exit? 19

- In 12-months, what percentage of persons will be employed at program exit?** 22
- In 5-years, what percentage of persons will be employed at program exit?** 24
- In 10-years, what percentage of persons will be employed at program exit?** 26

3A. Continuum of Care (CoC) Strategic Planning Objectives

Objective 5: Decrease the number of homeless households with children.

Instructions:

Ending homelessness among households with children is a HUD priority. CoCs can work towards accomplishing this by creating beds and/or increasing supportive services for this population. Describe the CoCs short-term and long-term plans for decreasing the number of homeless households with children. For additional instructions, refer to the detailed instructions available on the left menu bar.

In the next 12-months, what steps will the CoC take to decrease the number of homeless households with children (limit 1000 characters)?

The Beaver County HPRP Program has made families in transitional housing a priority for financial assistance and services that will help them secure and maintain permanent housing. The HPRP case manager and housing options locator will work closely with the Women's Center and Beaver County Children and Youth Services to make sure that homeless families receive the services and the financial assistance necessary for them to find and sustain permanent housing. In addition, the CoC will work closely with Head Start, the Women's Center, the Homeless Liaisons in school districts, the homeless hot line, Beaver County Launch, the Collaborative Action Network, the Fair Housing office, landlord associations, Housing Authority, etc. to share information and resources that will prevent households with children from becoming homeless.

Describe the CoC's long-term plan to decrease the number of homeless households with children (limit 1000 characters)?

Throughout the county, agencies, organizations and the housing authority will continue to offer the PHFA prepared renters programs, the family savings account program, credit repair and budgeting classes, employment opportunities, Fair Housing seminars, etc. to help support families who are at risk of becoming homeless. Additionally, the Housing Options Consultant will provide educational seminars to landlords, encouraging them to access county services and resources before beginning eviction proceedings. Every opportunity to talk to families about rental and utility assistance is optimized through PTAs, YMCA, libraries, etc.

- What is the current number of homeless households with children, as indicated on the Homeless Populations section (2I)?** 26
- In 12-months, what will be the total number of homeless households with children?** 13
- In 5-years, what will be the total number of homeless households with children?** 5
- In 10-years, what will be the total number of homeless households with children?** 0

3B. Continuum of Care (CoC) Discharge Planning

Instructions:

The McKinney-Vento Act requires that State and local governments have policies and protocols developed to ensure that persons being discharged from a publicly-funded institution or system of care are not discharged immediately into homelessness. To the maximum extent practicable, Continuums of Care should similarly have in place or be developing policies and protocols to ensure that discharged persons are not released directly onto the streets or into CoC funded homeless assistance programs. In the space provided, provide information on the policies and/or protocols that the CoC either has in place or is developing for each system of care, to ensure that persons are not routinely discharged into homelessness (this includes homeless shelters, the streets, or other homeless assistance housing programs). Response should address the following:

- ¿ What? Describe the policies that have been developed or are in the process of being developed.
- ¿ Where? Indicate where persons routinely go upon discharge from a publicly funded institution or system of care.
- ¿ Who? Identify the stakeholders or collaborating agencies.

Failure to respond to each of these questions will be considered unresponsive.

For each of the systems of care identified below, describe any policies and/or protocols that the CoC either has in place or is developing for each system of care, to ensure that persons are not routinely discharged into homelessness (this includes homeless shelters, the streets, or other homeless assistance housing programs) (limit 1500 characters).

Foster Care:

As part of the Continuum of Care, Beaver County Children and Youth Services is committed to ensuring that youth ages 18 - 21 have safe affordable housing when they transition from Foster Care. CYS case workers begin working with this population at the age of 14, encouraging them to complete their high school education, acquire the necessary life skills to maintain themselves independently and work on concrete goals for school or employment after graduation or completion of diploma requirements. Two full time case workers encourage the young adults to remain in care until they are well prepared to maintain self-sufficiency in the community. The CoC further supports Beaver County Children and Youth Services by providing supportive services housing for appropriate mental health or drug & alcohol consumers, aging out of foster care, who might encounter a greater risk of becoming homeless. The CYS Independent Living Case Managers work with the young adults who have been targeted as a priority for HPRP funding as a way to secure low-income housing through the Housing Authority of Beaver County and other subsidized housing initiatives. Finally, through the Family Group Decision Making process, the agency is making a concerted effort to re-connect young adults to the community and establish a mentor or life connection for the youth.

Health Care:

Heritage Valley Health System, the largest provider of medical health care in Beaver County, has a case management department whose Scope and Complexity of Services includes discharge planning evaluations for patients that "promote optimal functioning and safety." The discharge planning begins with identification and referral of high-risk indicators, with referrals being made to the Continuum for services required to secure safe housing upon discharge. Recently, a patient was not discharged from the hospital because the utilities had been shut off in her home for failure to pay past-due bills. A soup kitchen in the CoC was frequented by the patient and that group made arrangements for the electric service to be restored. Often, Heritage Valley encounters homeless patients in the emergency room and a referral is made to the Beaver County Housing Specialist or BC-Launch so the patient does not leave the hospital with no place to go. Transitional housing is identified until a more permanent solution can be secured.

Mental Health:

The CoC works closely with the Medical Center, the largest provider of inpatient MH services in the county and supports their protocol for discharge planning. In the Medical Center, Beaver, PA, Patient Care Manual for Inpatient Psychiatric Services as regards to Discharge Planning stresses that upon discharge, the patient's living arrangements are satisfactory and that appropriate interventions are available if necessary. These arrangements are verified with family members or supportive housing agencies before discharge takes place. The Case Management Team stresses that they cannot "make" anyone accept housing but from the point of intake, the social workers, doctors and nurses work closely with all patients, including those who present upon admission as homeless, and the CoC to transition to safe housing. Our mental health system works closely with housing providers and supportive service agencies within the Continuum to address the need for safe living arrangements.

Corrections:

Inmates who disclose in an initial interview that they have no residence upon release are evaluated while incarcerated and an appropriate placement is determined. Depending on the need, arrangements are made to refer to halfway houses, residential treatment facilities, subsidized housing, Forensic Assertive Treatment Team, (FACT) etc. In collaboration with the Beaver County CoC, inmates from the Beaver County Jail can be discharged to a housing facility where there is 24 hour access to drug and alcohol as well as mental health services. Having on-site counselors and advocates for drug and alcohol as well as mental health consumers addresses the risk of homelessness and possible recidivism faced by this population. Collaborating CoC agencies include the Housing Authority of Beaver County, Behavioral Health and Gateway Rehabilitation Center, as well as the local Ministerium.

3C. Continuum of Care (CoC) Coordination

Instructions:

A CoC should regularly assess the local homeless system and identify shortcomings and unmet needs. One of the keys to improving a CoC is to use long-term strategic planning to establish specific goals and then implement short-term/medium-term action steps. Because of the complexity of existing homeless systems and the need to coordinate multiple funding sources, there are often multiple long-term strategic planning groups. It is imperative for CoCs to coordinate, as appropriate, with each of these existing strategic planning groups to meet the local CoC shortcomings and unmet needs.

New in 2009, CoCs are expected to describe the CoC's level of involvement and coordination with HUD's American Recovery and Reinvestment Act of 2009 programs, such as the Homelessness Prevention and Rapid Re-housing Program (HPRP), the Community Development Block Grant-Recovery (CDBG-R), the Tax Credit Assistance Program and the Neighborhood Stabilization Program (NSP1 or NSP2). Finally, CoCs with jurisdictions that are receiving funds through the HUD-VASH initiative should describe coordination with this program as well. CoCs that include no jurisdictions receiving funds from any one of these programs, should indicate such in the text box provided.

Does the Consolidated Plan for the jurisdiction(s) that make up the CoC include the CoC strategic plan goals for addressing homelessness? Yes

If yes, list the goals in the CoC strategic plan that are included in the Consolidated Plan:

Goals that are included in both the CoC strategic plan and the Consolidated Plan are the following:
1. Prevention of homelessness among low income families and individuals by providing education and outreach.
2. Outreach to homeless persons and assessment of individual needs and barriers to sustaining housing.
3. Addressing the emergency shelter and transitional housing needs of homeless individuals and families.
4. Assist in developing programs that will help people remain in transitional housing for more than 6 months.
5. Work with members of the Continuum to remove common barriers to employment (e.g. criminal records, lack of transportation, identification verification, etc.)
6. Support initiatives that reduce the number of homeless families with children.

Describe how the CoC is participating in or coordinating with the local Homeless Prevention and Rapid re-housing Program (HPRP) initiative, as indicated in the substantial amendment to the Consolidated Plan 2008 Action Plan (1500 character limit):

The CoC has taken the lead in the HPRP Initiative. In the spring of 2009, the CoC coordinated public meetings, focus groups and county-wide meetings in an effort to structure an HPRP Program that most effectively meets the needs of Beaver County residents who are program eligible. 7 members of the CoC are sub grantees and are already providing screenings, financial assistance and services for either homeless prevention or rapid re-housing clients. The Housing Authority is providing 15-18 tenant based rental assistance (TBRA) vouchers annually, to a targeted priority group of individuals and families who are transitioning to permanent housing. This group includes but is not limited to young adults aging out of foster care and victims of domestic violence. In addition, short term rental and utility assistance is being authorized by a newly hired case management consultant and housing options consultant. All HPRP program participants are strongly urged to participate in credit repair and budgeting sessions with another HPRP sub-grantee. The program has been extremely successful so far, thanks to the collaborative effort of the entire Continuum.

Describe how the CoC is participating in or coordinating with the local Neighborhood Stabilization Program (NSP) initiative, HUD VASH, and/or any HUD managed American Reinvestment and Recovery Act programs (2500 character limit)?

The CoC is very involved in all the programs above: First, several members of the CoC are subgrantees of the NSP Initiative, which is targeting two at-risk neighborhoods. In the first neighborhood, New Brighton, the local Housing Authority is acquiring, demolishing and constructing 2 new homes for low income families at 50% MHI. In the same neighborhood, Habitat for Humanity is constructing 2 single family homes for households who meet the 120% MHI as well as rehabbing 3 existing units for households at 50% MHI. The second neighborhood is a street in Ambridge, where Habitat will build a new unit for households up to 120% MHI and rehab 2 structures for households at %50 MHI.

Members of the CoC work closely with the Veterans Administrations in both Allegheny and Butler County. Several local veterans are in the process of being evaluated for the HUD VASH program, including a vet in New England who is homeless and wants to return to Beaver County. At the January meeting of the Housing and Homeless Coalition, Butler County VASH representatives are going to be making a presentation to the entire 40 member group on VASH.

The CoC has coordinated much of the program development for ARRA programs including the development of the local HPRP program and hiring of 6 three year positions for HPRP. Members of the CoC are responsible for the county wide trainings, information dissemination, program implementation and program reporting.

Finally, the CoC is actively supporting a project using ARRA funds to build grocery stores on the main streets of three low income communities in the county who have to leave their towns to shop. The stores in Ambridge, Aliquippa and Beaver Falls will not only revitalize the downtown areas with a much needed service, but the building and running of the stores will be a job creation initiative.

The CoC has an on-going relationship with school districts and their homeless liaisons to identify and support the needs of homeless students and their families, as part of the Homeless Student Initiative. 200 backpacks were provided to schools for homeless students in early fall through the efforts of the CoC.

The CoC is very active in the Weatherization Program which has received additional funding through ARRA and will result in more people being able to remain safely housed.

4A. Continuum of Care (CoC) 2008 Achievements

Instructions:

For the five HUD national objectives in the 2009 CoC application, enter the 12-month numeric achievements that you provided in Exhibit 1, Part 3A of the 2008 electronic CoC application. Enter this number in the first column, "Proposed 12-Month Achievement". Under "Actual 12-Month Achievement" enter the actual numeric achievement that your CoC attained within the past 12 months that is directly related to the national objective. CoCs that did not submit an Exhibit 1 application in 2008 should answer no to the question, "Did CoC submit an Exhibit 1 application in 2008?"

Objective	Proposed 12-Month Achievement (number of beds or percentage)		Actual 12-Month Achievement (number of beds or percentage)	
Create new permanent housing beds for the chronically homeless.	25	Beds	0	B e d s
Increase the percentage of homeless persons staying in permanent housing over 6 months to at least 71.5%.	72	%	61	%
Increase the percentage of homeless persons moving from transitional housing to permanent housing to at least 63.5%.	84	%	40	%
Increase percentage of homeless persons employed at exit to at least 19%	19	%	19	%
Decrease the number of homeless households with children.	0	Households	26	H o u s e h o l d s

Did CoC submit an Exhibit 1 application in 2008? Yes

For any of the HUD national objectives where the CoC did not meet the proposed 12-month achievement as indicated in 2008 Exhibit 1, provide explanation for obstacles or other challenges that prevented the CoC from meeting its goal:

1. We were unable to create new PH beds because we didn't get funding for the new project & bed conversion from transitional to permanent was not concluded until 10-01-09. 2. Goal too high. Our challenge in keeping people for 6 mos is that one of the PSH programs targets young adults with disabilities, who often would rather leave than follow the rules & structure that are part of the guidelines. Another program targets individuals & families with disabilities who either find permanent housing or violate program rules and have to leave. 3. Our transitional housing programs have difficult-to-maintain populations, including people with co-occurring disorders and people with criminal backgrounds who leave before successful program completion. Programs have rules & structures that result in people violating the terms of the program or they just refuse to stay. Some re-offend. 5. There is a strong likelihood that the increased number of homeless households with children is a reflection of the deteriorating economy & scarcity of work opportunities. Additionally, a new member of the CoC is targeting CH individuals & families; they are doing a great job with their outreach initiatives. We increased our inventory for emergency shelter for families, but are aware the need for affordable family housing is increasing. Although there are some new mixed housing units being developed with non-McKinney Vento funds, we will have to continue to address this priority.

4B. Continuum of Care (CoC) Chronic Homeless Progress

Instructions:

HUD must track each CoCs progress toward ending chronic homelessness. A chronically homeless person is defined as an unaccompanied homeless individual with a disabling condition who has either been continuously homeless for a year or more OR has had at least four episodes of homelessness in the past three years. To be considered chronically homeless, persons must have been sleeping in a place not meant for human habitation (e.g., living on the streets) and/or in an emergency shelter during that time. An episode is a separate, distinct, and sustained stay on the streets and/or in an emergency homeless shelter.

This section asks each CoC to track changes in the number of chronically homeless persons as well the number of beds available for this population. For each year, indicate the total unduplicated point-in-time count of the chronically homeless. For 2006 and 2007, this number should come from Chart K in that that year's Exhibit 1. The 2008 and 2009 data has automatically been pulled forward from the respective years 2I. Next, enter the total number of existing and new permanent housing beds, from all funding sources, that were/are readily available and targeted to house the chronically homeless for each year listed.

CoCs must also identify the cost of new permanent housing beds for the chronically homeless. The information in this section can come from point-in-time data and the CoCs housing inventory.

Indicate the total number of chronically homeless persons and total number of permanent housing beds designated for the chronically homeless persons in the CoC for 2007, 2008, and 2009.

Year	Number of CH Persons	Number of PH beds for the CH
2007	12	7
2008	60	7
2009	59	7

Indicate the number of new permanent housing beds in place and made available for occupancy for the chronically homeless between February 1, 2008 and January 31, 2009.

Identify the amount of funds from each funding source for the development and operations costs of the new permanent housing beds designated for the chronically homeless, that were created between February 1, 2008 and January 31, 2009.

Cost Type	HUD McKinney-Vento	Other Federal	State	Local	Private
Development					
Operations					
Total	\$0	\$0	\$0	\$0	\$0

If the number of chronically homeless persons increased or if the number of permanent beds designated for the chronically homeless decreased, please explain (limit 750 characters):

4C. Continuum of Care (CoC) Housing Performance

Instructions:

In this section, CoCs will provide information from the recently submitted APR for all projects within the CoC, not just those being renewed in 2009.

HUD will be assessing the percentage of all participants who remain in S+C or SHP permanent housing (PH) for more than six months. SHP permanent housing projects include only those projects designated as SH-PH. Safe Havens are not considered permanent housing. Complete the following table using data based on the most recently submitted APR for Question 12(a) and 12(b) for all permanent housing projects within the CoC.

Does CoC have permanent housing projects for which an APR should have been submitted? Yes

Participants in Permanent Housing (PH)	
a. Number of participants who exited permanent housing project(s)	34
b. Number of participants who did not leave the project(s)	37
c. Number of participants who exited after staying 6 months or longer	18
d. Number of participants who did not exit after staying 6 months or longer	25
e. Number of participants who did not exit and were enrolled for less than 6 months	13
TOTAL PH (%)	61

Instructions:

HUD will be assessing the percentage of all transitional housing (TH) participants who moved to a PH situation. TH projects only include those projects identified as SH-TH. Safe Havens are not considered transitional housing. Complete the following table using data based on the most recently submitted APR for Question 14 for all transitional housing projects within the CoC.

Does CoC have any transitional housing programs for which an APR should have been submitted? Yes

Participants in Transitional Housing (TH)	
a. Number of participants who exited TH project(s), including unknown destination	30
b. Number of participants who moved to PH	12
TOTAL TH (%)	40

4D. Continuum of Care (CoC) Enrollment in Mainstream Programs and Employment Information

Instructions:

HUD will be assessing the percentage of clients in all of your existing projects who gained access to mainstream services, especially those who gained employment. This includes all S+C renewals and all SHP renewals, excluding HMIS projects. Complete the following charts based on responses to APR Question 11 for all projects within the CoC.

Total Number of Exiting Adults: 64

Mainstream Program	Number of Exiting Adults	Exit Percentage (Auto-calculated)	
SSI	13	20	%
SSDI	4	6	%
Social Security	0	0	%
General Public Assistance	9	14	%
TANF	1	2	%
SCHIP	0	0	%
Veterans Benefits	1	2	%
Employment Income	10	16	%
Unemployment Benefits	0	0	%
Veterans Health Care	1	2	%
Medicaid	47	73	%
Food Stamps	51	80	%
Other (Please specify below)	1	2	%
No Financial Resources	21	33	%

The percentage values will be calculated by the system when you click the "save" button.

**Does CoC have projects for which an APR Yes
 should have been submitted?**

4E. Continuum of Care (CoC) Participation in Energy Star and Section 3 Employment Policy

Instructions:

HUD promotes energy-efficient housing. All McKinney-Vento funded projects are encouraged to purchase and use Energy Star labeled products. For information on Energy Star initiative go to: <http://www.energystar.gov>

A "Section 3 business concern" is one in which: 51% or more of the owners are section 3 residents of the area of service; or at least 30% of its permanent full-time employees are currently section 3 residents of the area of service, or within three years of their date of hire with the business concern were section 3 residents; or evidence of a commitment to subcontract greater than 25% of the dollar award of all subcontracts to businesses that meet the qualifications in the above categories is provided. The "Section 3 clause" can be found at 24 CFR Part 135.

Has the CoC notified its members of the Energy Star Initiative? Yes

Are any projects within the CoC requesting funds for housing rehabilitation or new construction? No

4F. Continuum of Care (CoC) Enrollment and Participation in Mainstream Programs

It is fundamental that each CoC systematically help homeless persons to identify, apply for, and follow-up to receive benefits under SSI, SSDI, TANF, Medicaid, Food Stamps, SCHIP, WIA, and Veterans Health Care as well as any other State or Local program that may be applicable.

Does the CoC systematically analyze its projects APRs in order to improve access to mainstream programs? Yes

If "Yes", describe the process and the frequency that it occurs.

APRs are submitted to the Beaver County Housing Specialist who reviews the documents with the submitting agency to analyze the performance, assess strengths and address barriers. Providers are encouraged to enroll their housing program participants in as many benefit programs as possible.

Does the CoC have an active planning committee that meets at least 3 times per year to improve CoC-wide participation in mainstream programs? Yes

If "Yes", indicate all meeting dates in the past 12 months.

11-13-08
12-11-08
1-08-09
2-12-09
3-12-09
4-09-09
5-14-09
6-11-09
7-09-09
8-13-09
9-10-09
10-08-09

Does the CoC coordinate with the State Interagency Council on Homelessness to reduce or remove barriers to accessing mainstream services? Yes

Does the CoC and/or its providers have specialized staff whose primary responsibility is to identify, enroll, and follow-up with homeless persons on participation in mainstream programs? Yes

If yes, identify these staff members Provider Staff

Does the CoC systematically provide training on how to identify eligibility and program changes for mainstream programs to provider staff. Yes

If "Yes", specify the frequency of the training. Quarterly

Does the CoC use HMIS as a way to screen for mainstream benefit eligibility? No

If "Yes", indicate for which mainstream programs HMIS completes screening.

Has the CoC participated in SOAR training? No

If "Yes", indicate training date(s).

4G: Homeless Assistance Providers Enrollment and Participation in Mainstream Programs

Indicate the percentage of homeless assistance providers that are implementing the following activities:

Activity	Percentage
1. Case managers systematically assist clients in completing applications for mainstream benefits. 1a. Describe how service is generally provided:	100%
Case Managers and program participants identify goals and many of these include completing applications for benefits. Case managers assist applicants, helping them complete applications on-line, if possible, or on paper. They make sure applicants have transportation and accompany them, if necessary, because of a literacy problem or any other barrier.	
2. Homeless assistance providers supply transportation assistance to clients to attend mainstream benefit appointments, employment training, or jobs.	100%
3. Homeless assistance providers use a single application form for four or more mainstream programs: 3.a Indicate for which mainstream programs the form applies:	100%
Food Stamps, Medical Assistance, WIC, TANF, SSI, Unemployment Benefits, Social Security Disability	
4. Homeless assistance providers have staff systematically follow-up to ensure mainstream benefits are received.	100%
4a. Describe the follow-up process:	
Case managers in each of the homeless assistance agencies make sure that clients receive the benefits for which they have applied. If for some reason, the client is denied benefits, case managers launch an appeal process and advocate on behalf of the individual.	

Questionnaire for HUD's Initiative on Removal of Regulatory Barriers (HUD 27300)

Complete Part A if the CoC Lead Agency is a local jurisdiction (a county exercising land use and building regulatory authority and another applicant type applying for projects located in such jurisdiction or county (collectively or jurisdiction)).

Complete Part B if the CoC Lead Agency is a State agency, department, or other applicant for projects located in unincorporated areas or areas otherwise not covered in Part A.

**Indicate the section applicable to the CoC Part A
Lead Agency:**

Part A - Questionnaire for HUD's Initiative on Removal of Regulatory Barriers

Part A. Local Jurisdictions. Counties Exercising Land Use and Building Regulatory Authority and Other Applicants Applying for Projects Located in such Jurisdictions or Counties [Collectively, Jurisdiction]

<p>*1. Does your jurisdiction's comprehensive plan (or in the case of a tribe or TDHE, a local Indian Housing Plan) include a "housing element"?</p> <p>A local comprehensive plan means the adopted official statement of a legislative body of a local government that sets forth (in words, maps, illustrations, and/or tables) goals, policies, and guidelines intended to direct the present and future physical, social, and economic development that occurs within its planning jurisdiction and that includes a unified physical plan for the public development of land and water. If your jurisdiction does not have a local comprehensive plan with a housing element, please select No. If you select No, skip to question # 4.</p>	Yes
<p>2. If your jurisdiction has a comprehensive plan with a housing element, does the plan provide estimates of current and anticipated housing needs, taking into account the anticipated growth of the region, for existing and future residents, including low, moderate and middle income families, for at least the next five years?</p>	Yes
<p>3. Does your zoning ordinance and map, development and subdivision regulations or other land use controls conform to the jurisdiction's comprehensive plan regarding housing needs by providing: a) sufficient land use and density categories (multi-family housing, duplexes, small lot homes and other similar elements); and, b) sufficient land zoned or mapped "as of right" in these categories, that can permit the building of affordable housing addressing the needs identified in the plan?</p> <p>(For purposes of this notice, "as-of-right" as applied to zoning, means uses and development standards that are determined in advance and specifically authorized by the zoning ordinance. The ordinance is largely self-enforcing because little or no discretion occurs in its administration). If the jurisdiction has chosen not to have either zoning, or other development controls that have varying standards based upon districts or zones, the applicant may also enter yes.</p>	Yes
<p>4. Does your jurisdiction's zoning ordinance set minimum building size requirements that exceed the local housing or health code or that are otherwise not based upon explicit health standards?</p>	No
<p>*5. If your jurisdiction has development impact fees, are the fees specified and calculated under local or state statutory criteria?</p> <p>If no, skip to question #7. Alternatively, if your jurisdiction does not have impact fees, you may select Yes.</p>	No
<p>6. If yes to question #5, does the statute provide criteria that sets standards for the allowable type of capital investments that have a direct relationship between the fee and the development (nexus), and a method for fee calculation?</p>	

Part A - Page 2

*7. If your jurisdiction has impact or other significant fees, does the jurisdiction provide waivers of these fees for affordable housing?	
*8. Has your jurisdiction adopted specific building code language regarding housing rehabilitation that encourages such rehabilitation through graded regulatory requirements applicable as different levels of work are performed in existing buildings?	Yes
Such code language increases regulatory requirements (the additional improvements required as a matter of regulatory policy) in proportion to the extent of rehabilitation that an owner/developer chooses to do on a voluntary basis. For further information see HUD publication: Smart Codes in Your Community: A Guide to Building Rehabilitation Codes (http://www.huduser.org/publications/destech/smartcodes.html .)	
*9. Does your jurisdiction use a recent version (i.e. published within the last 5 years or, if no recent version has been published, the last version published) of one of the nationally recognized model building codes (i.e. the International Code Council (ICC), the Building Officials and Code Administrators International (BOCA), the Southern Building Code Congress International (SBCI), the International Conference of Building Officials (ICBO), the National Fire Protection Association (NFPA)) without significant technical amendment or modification.	Yes
In the case of a tribe or TDHE, has a recent version of one of the model building codes as described above been adopted or, alternatively, has the tribe or TDHE adopted a building code that is substantially equivalent to one or more of the recognized model building codes?	
Alternatively, if a significant technical amendment has been made to the above model codes, can the jurisdiction supply supporting data that the amendments do not negatively impact affordability.	
*10. Does your jurisdiction's zoning ordinance or land use regulations permit manufactured (HUD-Code) housing "as of right" in all residential districts and zoning classifications in which similar site-built housing is permitted, subject to design, density, building size, foundation requirements, and other similar requirements applicable to other housing that will be deemed realty, irrespective of the method of production?	Yes
*11. Within the past five years, has a jurisdiction official (i.e., chief executive, mayor, county chairman, city manager, administrator, or a tribally recognized official, etc.), the local legislative body, or planning commission, directly, or in partnership with major private or public stakeholders, convened or funded comprehensive studies, commissions, or hearings, or has the jurisdiction established a formal ongoing process, to review the rules, regulations, development standards, and processes of the jurisdiction to assess their impact on the supply of affordable housing?	Yes
*12. Within the past five years, has the jurisdiction initiated major regulatory reforms either as a result of the above study or as a result of information identified in the barrier component of the jurisdiction's "HUD Consolidated Plan?" If yes, briefly describe. (Limit 2,000 characters.)	No
*13. Within the past five years has your jurisdiction modified infrastructure standards and/or authorized the use of new infrastructure technologies (e.g. water, sewer, street width) to significantly reduce the cost of housing?	No

Part A - Page 3

<p>*14. Does your jurisdiction give "as-of-right" density bonuses sufficient to offset the cost of building below market units as an incentive for any market rate residential development that includes a portion of affordable housing?</p> <p>(As applied to density bonuses, "as of right" means a density bonus granted for a fixed percentage or number of additional market rate dwelling units in exchange for the provision of a fixed number or percentage of affordable dwelling units and without the use of discretion in determining the number of additional market rate units.)</p>	<p>Yes</p>
<p>*15. Has your jurisdiction established a single, consolidated permit application process for housing development that includes building, zoning, engineering, environmental, and related permits?</p> <p>Alternatively, does your jurisdiction conduct concurrent, not sequential, reviews for all required permits and approvals?</p>	<p>Yes</p>
<p>*16. Does your jurisdiction provide for expedited or "fast track" permitting and approvals for all affordable housing projects in your community?</p>	<p>Yes</p>
<p>*17. Has your jurisdiction established time limits for government review and approval or disapproval of development permits in which failure to act, after the application is deemed complete, by the government within the designated time period, results in automatic approval?</p>	<p>Yes</p>
<p>*18. Does your jurisdiction allow "accessory apartments" either as: a) a special exception or conditional use in all single-family residential zones or, b) "as of right" in a majority of residential districts otherwise zoned for single-family housing?</p>	<p>Yes</p>
<p>*19. Does your jurisdiction have an explicit policy that adjusts or waives existing parking requirements for all affordable housing developments?</p>	<p>Yes</p>
<p>*20. Does your jurisdiction require affordable housing projects to undergo public review or special hearings when the project is otherwise in full compliance with the zoning ordinance and other development regulations?</p>	<p>No</p>

Continuum of Care (CoC) Project Listing

Instructions:

To upload all Exhibit 2 applications that have been submitted to this CoC, click on the "Update List" button. This process may take several hours depending on the size of the CoC, however the CoC can either work on other parts of Exhibit 1 or it can log out of e-snaps and come back later to view the updated list. To rank a project, click on the icon next to each project to view project details.

For additional instructions, refer to the 2008 Project Listing Instructions on the left-hand menu bar.

EX1_Project_List_Status_field List Updated Successfully

Project Name	Date Submitted	Grant Term	Applicant Name	Budget Amount	Proj Type	Prog Type	Comp Type	Rank
Beaver County Fri...	2009-11-24 10:21:...	1 Year	The Salvation Arm...	183,193	Renewal Project	SHP	PH	F
Freedom Project	2009-11-23 15:00:...	1 Year	Harbor Point Hous...	82,564	Renewal Project	SHP	PH	F
Melrose Place	2009-11-23 15:04:...	1 Year	Supportive Servic...	175,561	Renewal Project	SHP	PH	F
HMIS	2009-11-24 10:38:...	1 Year	The Housing Autho...	37,879	Renewal Project	SHP	HMIS	F
TBRA Safety Net	2009-11-24 21:37:...	5 Years	The Housing Autho...	178,200	New Project	S+C	TRA	P2
Stone Harbour	2009-11-23 15:31:...	1 Year	Supportive Servic...	391,422	Renewal Project	SHP	TH	F
Young Consumers Unit	2009-11-23 15:27:...	1 Year	Supportive Servic...	164,430	Renewal Project	SHP	PH	F
Lenwood Housing	2009-11-24 22:21:...	2 Years	Harbor Point Hous...	286,660	New Project	SHP	PH	F1

Budget Summary

FPRN \$1,321,709
Permanent Housing Bonus \$178,200
SPC Renewal \$0
Rejected \$0

Attachments

Document Type	Required?	Document Description	Date Attached
Certification of Consistency with the Consolidated Plan	Yes	Certificates of C...	11/20/2009

Attachment Details

Document Description: Certificates of Consistency

Housing Inventory Chart: Unmet Need Totals

All Year-Round Beds/Units				Seasonal Beds	Overflow Beds
Beds for Households with Children	Units for Households with Children	Beds for Households without Children	Total Year-Round Beds	Total Seasonal Beds	Overflow Beds
Emergency Shelter					
10		17	27	0	0
Transitional Housing					
41		56	97		
Safe Haven					
0	0	0			
Permanent Supportive Housing					
51		58	109		

1A. Continuum of Care (CoC) Identification

Instructions:

The fields on this screen are read only and reference the information entered during the CoC Registration process. Updates cannot be made at this time. If the information on this screen is not correct, contact the e-snaps help desk.

CoC Name and Number (From CoC Registration): PA-603 - Beaver County CoC

CoC Lead Organization Name: Community Development Program of Beaver County

1B. Continuum of Care (CoC) Primary Decision-Making Group

Instructions:

The following questions are related to the CoC primary decision-making group. The primary responsibility of this group is to manage the overall planning effort for the entire CoC, including, but not limited to:

- Setting agendas for full Continuum of Care meetings
- Project monitoring
- Determining project priorities
- Providing final approval for the CoC application submission.

This body is also responsible for the implementation of the CoC's HMIS, either through direct oversight or through the designation of an HMIS implementing agency. This group may be the CoC Lead Agency or may authorize another entity to be the CoC Lead Agency under its direction.

Name of primary decision-making group: Continuum of Care Steering Committee

Indicate the frequency of group meetings: Quarterly

If less than bi-monthly, please explain (limit 500 characters):

The Continuum of Care Steering Committee meets formally 4 times a year, but actually meets informally more than monthly in other committees & workgroups. In order to be most effective, CoC information from those other committee meetings is shared via email and in phone calls on at least a monthly basis, if not more often. Additionally, Steering Committee Members help develop the meeting agenda with issues relevant to the Continuum of Care. For example, we will have a VASH presentation at our next meeting by a social worker from the Butler County Veterans Hospital. Members are flexible and available to meet as often as necessary. Additionally, the Steering Committee met bi-weekly as we developed our HPRP program.

Indicate the legal status of the group: Not a legally recognized organization

Specify "other" legal status:

Indicate the percentage of group members that represent the private sector: 77%
(e.g., non-profit providers, homeless or formerly homeless persons, advocates and consumer interests)

*** Indicate the selection process of group members:**
(select all that apply)

Elected:	<input type="checkbox"/>
Assigned:	<input type="checkbox"/>
Volunteer:	<input checked="" type="checkbox"/>
Appointed:	<input type="checkbox"/>
Other:	<input type="checkbox"/>

Specify "other" process(es):

Briefly describe the selection process of group members. Description should include why this process was established and how it works (limit 750 characters):

In 2009, the CoC Steering Committee (CCSC) was formed. As a 10 member committee of volunteers, membership is open to anyone. Represented are supportive service providers, Housing Authority, county government, Beaver County Housing Specialist, Habitat for Humanity & Community Development. A consumer had to resign because of moving out of the county and will be replaced. Members were selected because of their roles as leaders in the overall CoC and the Housing and Homeless Coalition of BC. Prior to this year, the Coalition was the primary decision-making group. It made sense to re-structure and convene a smaller group who could provide concise, thorough information and direction to the Coalition resulting in county-wide benefits.

*** Indicate the selection process of group leaders:
(select all that apply):**

Elected:	<input type="checkbox"/>
Assigned:	<input type="checkbox"/>
Volunteer:	<input checked="" type="checkbox"/>
Appointed:	<input type="checkbox"/>
Other:	<input type="checkbox"/>

Specify "other" process(es):

If administrative funds were made available to the CoC, would the primary-decision making body, or its designee, have the capacity to be responsible for activities such as applying for HUD funding and serving as a grantee, providing project oversight, and monitoring. Explain (limit 750 characters):

Yes, If provided administrative funds for HUD, the Continuum of Care Steering Committee has the capacity to apply for HUD funding, serve as a grantee, provide project oversight and monitoring. As the primary decision making group the Continuum of Care Steering Committee would look at expanding and diversifying to become a nonprofit. It could assume a greater degree of management oversight, with the possibility of becoming a nonprofit organization with the authority and leadership capacity to operate the Steering Committee as an entity wholly separate from local government.

1C. Continuum of Care (CoC) Committees, Subcommittees and Work Groups

Instructions:

Provide information on up to five of the CoCs most active CoC-wide planning committees, subcommittees, and workgroups. CoCs should only include information on those groups that are directly involved in CoC-wide planning activities such as project review and selection, discharge planning, disaster planning, completion of the Exhibit 1 application, conducting the point-in-time count, and 10-year plan coordination. For each group, briefly describe the role and how frequently the group meets. If one of more of the groups meet less than quarterly, please explain.

Committees and Frequency

Name of Group	Role of Group (limit 750 characters)	Meeting Frequency
Continuum of Care Steering Committee	This committee has 10 members comprised of housing and supportive service providers, the local Housing Authority, one elected official, the county Housing Specialist, Habitat for Humanity and a Community Development representative. The group reviews and selects projects for the CoC application, sets the agendas for the Coalition Meetings, helps complete the Exhibit 1, monitors HMIS, updates disaster planning, coordinates with the County's 10 Year Plan, identifies leveraging opportunities and explores potential housing initiatives.	Quarterly
Housing and Homeless Coalition of Beaver County (HHCBC)	HHCBC is comprised of 40 volunteer members, representing agencies, churches, consumers & community representatives. Members are active in the following sub-committees that are an integral part of the continuum: workforce development, point-in-time surveys, disaster planning, veterans, HMIS, 10 year plan to end homelessness, consolidated plan, re-entry after incarceration, Ministerium, emergency shelter, legislative advocacy, Fair Housing, rural homelessness, transportation, and Exhibit 1 of CoC app. Members participate in 10 Year Planning, leverage support for new projects (whether they are funded by HUD or other sources) and collect as well as share information. In 2009, members played a critical role in developing the county's HPRP plan	Monthly or more
Point-in-Time Committee	The Point-in-Time Committee plans the yearly January Point-in-Time Survey. In addition, this active group plans at least one other "Fair Weather" Outreach Survey that takes place in warmer weather, in order to get a more accurate snapshot of unsheltered homelessness in Beaver County. This committee is responsible for organizing the surveys, collecting the data, entering it in HMIS and disseminating results to the community.	Bi-monthly

HMIS Committee	The HMIS Committee meets bi-weekly, in group settings & electronically. They monitor the effectiveness of the system, review data and report quality, provide training to end users and disseminate information based on the data. This committee has been busy selecting a new HMIS since we were notified in July that our HMIS, DOMUS, will be discontinued. As a result, technical assistance from Interthinx is very poor and the HPRP reporting module promised since June is still not in our HMIS. After researching and getting demonstrations from other HMIS vendors as well as neighboring counties, Beaver County signed a contract with Community TechKnowledge, Inc and will begin training and implementation in December, 2009.	Monthly or more
RE-Entry Work Group	The Re-Entry after Incarceration Work Group meets monthly to address barriers that convicted felons face regarding obtaining and sustaining housing after release from both our local county jail as well as the state and federal prison system. This group works closely with a Department of Corrections transitional housing program for women. The efforts of this work group have resulted in the identification of housing for released offenders as a priority on Beaver County's HPRP program.	Monthly or more

If any group meets less than quarterly, please explain (limit 750 characters):

1D. Continuum of Care (CoC) Member Organizations

Identify all CoC member organizations or individuals directly involved in the CoC planning process. To add an organization or individual, click on the icon.

Organization Name	Membership Type	Organization Type	Organization Role	Subpopulations
Beaver County Children and Youth Services	Public Sector	State g...	Primary Decision Making Group, Attend Consolidated Plan p...	Youth
Beaver County Commissioners	Public Sector	Local g...	Primary Decision Making Group, Committee/Sub-committee/Wo...	NONE
Beaver County Behavioral Health	Public Sector	State g...	Primary Decision Making Group, Attend Consolidated Plan p...	Seriously Me...
Community Development Program of Beaver County	Public Sector	Local g...	Primary Decision Making Group, Attend Consolidated Plan p...	NONE
Department of Public Welfare	Public Sector	State g...	Committee/Sub-committee/Work Group, Attend Consolidated P...	NONE
Housing Authority of the County of Beaver	Public Sector	Public ...	Primary Decision Making Group, Attend Consolidated Plan p...	NONE
Neighborhood Legal Services	Private Sector	Non-pro..	Committee/Sub-committee/Work Group, Attend Consolidated P...	NONE
Beaver County Jail Task Force	Public Sector	Law enf...	Primary Decision Making Group, Committee/Sub-committee/Wo...	Seriously Me...
Beaver County Probation Office	Public Sector	Law enf...	Committee/Sub-committee/Work Group	NONE
Harbor Point Housing	Private Sector	Non-pro..	Primary Decision Making Group, Committee/Sub-committee/Wo...	Seriously Me...
Supportive Services, Inc	Private Sector	Non-pro..	Primary Decision Making Group, Attend 10-year planning me...	Seriously Me...
Women's Center of Beaver County	Private Sector	Non-pro..	Attend 10-year planning meetings during past 12 months, C...	Domestic Vio...
Catholic Charities	Private Sector	Non-pro..	Attend Consolidated Plan planning meetings during past 12...	Seriously Me...
Help House	Private Sector	Non-pro..	Attend 10-year planning meetings during past 12 months, C...	Seriously Me...
Salvation Army/Friendship Homes	Private Sector	Non-pro..	Primary Decision Making Group, Attend 10-year planning me...	Seriously Me...

Heritage Valley Hospital - Mental Health Services	Private Sector	Hos pita..	Committee/Sub-committee/Work Group	Seriousl y Me...
Contact Beaver Valley	Private Sector	Non- pro..	Committee/Sub-committee/Work Group, Attend Consolidated P...	Seriousl y Me...
Beaver County Collaborative Action Network	Private Sector	Non- pro..	Committee/Sub-committee/Work Group, Attend 10-year planni...	NONE
Southwestern Pennsylvania Aids Planning Coalition	Private Sector	Non- pro..	Committee/Sub-committee/Work Group	HIV/AIDS
Beaver County Head Start	Public Sector	Sch ool ...	Committee/Sub-committee/Work Group	Youth
Darlene T.	Individual	Hom eles. ..	Committee/Sub-committee/Work Group	Seriousl y Me...
Amy B	Individual	Hom eles. ..	Committee/Sub-committee/Work Group	NONE
Robert A.	Individual	Hom eles. ..	Committee/Sub-committee/Work Group	Seriousl y Me...
Carol Kirk	Individual	Othe r	Committee/Sub-committee/Work Group, Attend Consolidated P...	Seriousl y Me...
Citizens One to One Advocacy	Private Sector	Non- pro..	Committee/Sub-committee/Work Group, Attend Consolidated P...	Seriousl y Me...
Gateway/Beaver County LAUNCH	Private Sector	Non- pro..	Committee/Sub-committee/Work Group, Attend 10-year planni...	Seriousl y Me...
Habitat for Humanity	Private Sector	Non- pro..	Primary Decision Making Group, Committee/Sub-committee/Wo...	NONE
Forensic Assertive Community Treatment Team	Private Sector	Non- pro..	Committee/Sub-committee/Work Group, Attend 10-year planni...	Seriousl y Me...
Department of Veterans Affairs	Public Sector	Loca lg...	Primary Decision Making Group, Committee/Sub-committee/Wo...	Veteran s

1E. Continuum of Care (CoC) Project Review and Selection Process

Instructions:

The CoC solicitation of projects and project selection should be conducted in a fair and impartial manner. For each of the following items, indicate all of the methods and processes the CoC used in the past year to assess all new and renewal project(s) performance, effectiveness, and quality. In addition, indicate if any written complaints have been received by the CoC regarding any CoC matter in the last 12 months, and how those matters were addressed and/or resolved.

Open Solicitation Methods: (select all that apply) f. Announcements at Other Meetings, a. Newspapers, e. Announcements at CoC Meetings, c. Responsive to Public Inquiries, b. Letters/Emails to CoC Membership, d. Outreach to Faith-Based Groups

Rating and Performance Assessment Measure(s): (select all that apply) g. Site Visit(s), b. Review CoC Monitoring Findings, k. Assess Cost Effectiveness, q. Review All Leveraging Letters (to ensure that they meet HUD requirements), c. Review HUD Monitoring Findings, r. Review HMIS participation status, d. Review Independent Audit, j. Assess Spending (fast or slow), p. Review Match, i. Evaluate Project Readiness, e. Review HUD APR for Performance Results, h. Survey Clients, o. Review CoC Membership Involvement, a. CoC Rating & Review Committee Exists, m. Assess Provider Organization Capacity, l. Assess Provider Organization Experience

Voting/Decision-Making Method(s): (select all that apply) a. Unbiased Panel/Review Committee, e. Consensus (general agreement), b. Consumer Representative Has a Vote, f. Voting Members Abstain if Conflict of Interest

Were there any written complaints received by the CoC regarding any matter in the last 12 months? No

If yes, briefly describe complaint and how it was resolved (limit 750 characters):

1F. Continuum of Care (CoC) Housing Inventory--Change in Beds Available

For each housing type, indicate if there was any change (increase or reduction) in the total number of beds in the 2009 electronic Housing Inventory Chart (e-HIC) as compared to the 2008 e-HIC. If there was a change, please describe the reasons in the space provided for each housing type.

Emergency Shelter: Yes

Briefly describe the reason(s) for the change in Emergency Shelter beds, if applicable (limit 750 characters):

Recognizing the need to increase the number of units for homeless families with children, Beaver County Children and Youth Services added one emergency family unit with 5 family beds to meet the needs of their clients who require emergency housing until they can get more permanent housing. This unit was financed with non-McKinney-Vento funds and the beds are covered in HMIS

Safe Haven: No

Briefly describe the reason(s) for the change in Safe Haven beds, if applicable (limit 750 characters):

Not applicable.

Transitional Housing: No

Briefly describe the reason(s) for the change in Transitional Housing beds, if applicable (limit 750 characters):

Permanent Housing: No

Briefly describe the reason(s) for the change in Permanent Housing beds, if applicable (limit 750 characters):

Beaver County was unable to complete the addition of 15 PH beds as early as we had hoped. The beds were actually formally converted on October 1, 2009, so the increase will be reported in next year's eHIC.

CoC certifies that all beds for homeless persons are listed in the e-HIC regardless of HMIS participation and HUD funding: Yes

1G. Continuum of Care (CoC) Housing Inventory Chart Attachment

Instructions:

Each CoC must complete and attach the electronic Housing Inventory Chart, or e-HIC. Using the version of the document that was sent electronically to the CoC, verify that all information is accurate and make any necessary additions or changes. Click on "Housing Inventory Chart" below to upload the document. Each CoC is responsible for reading the instructions in the e-HIC carefully.

Document Type	Required?	Document Description	Date Attached
Housing Inventory Chart	Yes	eHIC-PA603_2009	11/22/2009

Attachment Details

Document Description: eHIC-PA603_2009

1H. Continuum of Care (CoC) Housing Inventory Chart (HIC) - Data Sources and Methods

Instructions:

Complete the following items based on data collection methods and reporting for the electronic Housing Inventory Chart (e-HIC), including Unmet need determination. The information should be based on a survey conducted in a 24-hour period during the last ten days of January 2009.

Indicate the date on which the housing inventory count was completed: 01/28/2009
(mm/dd/yyyy)

Indicate the type of data or methods used to complete the housing inventory count: HMIS plus housing inventory survey
(select all that apply)

Indicate the steps taken to ensure data accuracy for the Housing Inventory Chart: Follow-up, Instructions, Updated prior housing inventory information, Confirmation, HMIS
(select all that apply)

Must specify other:

Indicate the type of data or method(s) used to determine unmet need: Unsheltered count, HUD unmet need formula, HMIS data, Housing inventory, Stakeholder discussion
(select all that apply)

Specify "other" data types:

If more than one method was selected, describe how these methods were used together (limit 750 characters):

After the Point-in-time survey was completed in January 2009 and the results were shared throughout the CoC, there were three meetings addressing the need for housing and the availability of housing to address those needs. Using our Housing Inventory as a baseline and comparing it to the HMIS covered beds we are able to continually re-assess exactly what the gaps are. In completing the eHIC, we used the information we have from the PIT survey and the HIC to complete the HUD Unmet Need formula.

2A. Homeless Management Information System (HMIS) Implementation

Instructions:

CoCs should complete the following information in conjunction with the HMIS Lead Agency. All information is to be current as of the date in which this application is submitted. For additional instructions, refer to the detailed instructions available on the left menu bar.

Select the HMIS implementation type: Single CoC

Select the CoC(s) covered by the HMIS: PA-603 - Beaver County CoC
(select all that apply)

Does the CoC Lead Organization have a written agreement with HMIS Lead Organization? Yes

If yes, the agreement (e.g., contract, Memorandum of Understanding, etc.) must be submitted with the application.

Is the HMIS Lead Organization the same as CoC Lead Organization? No

Has the CoC selected an HMIS software product? Yes

If "No" select reason:

If "Yes" list the name of the product: Domus

What is the name of the HMIS software company? Interthinx

Does the CoC plan to change HMIS software within the next 18 months? Yes

Indicate the date on which HMIS data entry started (or will start): 12/15/2009
(format mm/dd/yyyy)

Is this an actual or anticipated HMIS data entry start date? Anticipated Data Entry Start Date

Indicate the challenges and barriers impacting the HMIS implementation: Poor data quality, Other
(select all the apply):

If CoC indicated that there are no challenges or barriers impacting HMIS implementation, briefly describe either why CoC has no challenges or how all barriers have been overcome (limit 1000 characters).

If CoC identified one or more challenges or barriers impacting HMIS implementation, briefly describe how the CoC plans to overcome them (limit 1000 characters).

Interthinx gave notification in July that our HMIS contract will be terminated in spring 2010 because the DOMUS product will be discontinued. Interthinx's lack of commitment to DOMUS has resulted in continued data quality issues, including reports that must be double & triple checked. Technical assistance from INTERTHINX is minimal. For example, we have still not received the promised HPRP module. Before notification by Interthinx about DOMUS elimination, the HMIS Work Group began interviewing other HMIS vendors. After demonstrations from the PA state system & others, the committee met with the HMIS administrator from Westmoreland County PA who uses a product from Community TechKnowledge, Inc for several years & is very satisfied. As a result, a contract was recently signed with Community Technowlege & training on the new system will begin in December 2009. Our HMIS participating agencies are looking forward to the new system; they are committed to an efficient & effective HMIS.

2B. Homeless Management Information System (HMIS) Lead Organization

Enter the name and contact information for the HMIS Lead Agency. This is the organization responsible for implementing the HMIS within a CoC. There may only be one HMIS Lead Agency per CoC.

Organization Name Housing Authority of the County of Beaver

Street Address 1 300 State Street

Street Address 2

City Beaver

State Pennsylvania

Zip Code 15009

Format: xxxxx or xxxxx-xxxx

Organization Type Other (specify)

If "Other" please specify Public Housing Authority

Is this organization the HMIS Lead Agency in more than one CoC? No

2C. Homeless Management Information System (HMIS) Contact Person

Enter the name and contact information for the primary contact person at the HMIS Lead Agency.

Prefix: Mr.
First Name Richard
Middle Name/Initial A.
Last Name Bland
Suffix Jr.
Telephone Number: 724-775-1220
(Format: 123-456-7890)
Extension 15
Fax Number: 724-775-8827
(Format: 123-456-7890)
E-mail Address: hacbmis@nauticom.net
Confirm E-mail Address: hacbmis@nauticom.net

2D. Homeless Management Information System (HMIS) Bed Coverage

Instructions:

HMIS bed coverage measures the level of participation in a CoC's HMIS. It is calculated by dividing the total number of year-round non-DV HMIS-participating beds available in the CoC by the total number of year-round non-DV beds available in the CoC. Participation in HMIS is defined as collection and reporting of client level data either through direct data entry into the HMIS or into an analytical database that includes HMIS data at least annually.

HMIS bed coverage is calculated by dividing the total number of year-round non-DV HMIS-participating beds in each housing type by the total number of non-DV beds available in each program type. For example, the bed coverage rate for Emergency Shelters (ES) is equal to the total number of year-round, non-DV HMIS-participating ES beds divided by the total number of non-DV ES beds available in the CoC. CoCs can review or assess HMIS bed coverage by calculating their rate monthly, quarterly, semiannually, annually, or never. CoCs are considered to have low bed coverage rates if they only have a rate of 0-64% among any one of the housing types. CoCs that have a housing type with a low bed coverage rate should describe the CoCs plan to increase bed coverage in the next 12-months in the space provided.

The 2005 Violence Against Women Act (VAWA) Reauthorization bill restricts domestic violence provider participation in HMIS unless and until HUD completes a public notice and comment process. Until the notice and comment process is completed, HUD does not require nor expect domestic violence providers to participate in HMIS. HMIS bed coverage rates are calculated excluding domestic violence provider beds from the universe of potential beds.

Indicate the HMIS bed coverage rate (%) for each housing type within the CoC. If a particular housing type does not exist anywhere within the CoC, select "Housing type does not exist in CoC" from the drop-down menu.

* Emergency Shelter (ES) Beds	86%+
* Safe Haven (SH) Beds	No beds in CoC
* Transitional Housing (TH) Beds	86%+
* Permanent Housing (PH) Beds	86%+

How often does the CoC review or assess its HMIS bed coverage? Quarterly

If bed coverage is 0-64%, describe the CoC's plan to increase this percentage during the next 12 months:

Not applicable.

2E. Homeless Management Information System (HMIS) Data Quality

Instructions:

Enter the percentage of missing or unknown records AND the percentage of records where the value is "refused" or unknown ("don't know") for each Universal Data Element listed below. Universal Data Elements are information fields that HUD requires all homeless service providers participating in a local HMIS to collect on all homeless clients seeking housing and/or services. They include personal identifying information as well as information on a client's demographic characteristics and recent residential history. The elements target data that are essential to the administration of local homeless assistance programs as well as obtaining an accurate picture of the extent, characteristics and the patterns of service use of the local homeless population.

Where the collection of Social Security Numbers is not authorized by law, failure to collect this data element will not competitively disadvantage an application. Additionally, in lieu of the actual SSN, the response categories of "Don't Know" and "Refused" are considered valid response categories, per the HMIS Data and Technical Standards.

For additional instructions, refer to the detailed instructions available on the left menu bar.

Indicate the percentage of unduplicated client records with null or missing values on a day during the last ten days of January 2009.

Universal Data Element	Records with no values (%)	Records where value is refused or unknown (%)
* Social Security Number	0%	25%
* Date of Birth	0%	0%
* Ethnicity	0%	0%
* Race	0%	0%
* Gender	0%	0%
* Veteran Status	0%	0%
* Disabling Condition	0%	0%
* Residence Prior to Program Entry	0%	0%
* Zip Code of Last Permanent Address	0%	0%
* Name	0%	0%

Instructions:

The Annual Homeless Assessment Report (AHAR) is a national report to Congress on the extent and nature of homelessness in America. The AHAR uses data from Homeless Management Information Systems (HMIS) to estimate the number and characteristics of people who use homeless residential services and their patterns of service use. The data collection period for AHAR 4 began on October 1, 2007 and ended on September 30, 2008. Communities must have had a minimum bed coverage rate of 65 percent throughout the entire reporting period in two or more reporting categories; i.e., emergency shelters for individuals (ES-IND), emergency shelters for families (ES-FAM), transitional housing for individuals (TH-IND), and transitional housing for families (TH-FAM); to be eligible to participate in AHAR 4.

Did the CoC or subset of CoC participate in AHAR 4? No

Did the CoC or subset of CoC participate in AHAR 5? Yes

How frequently does the CoC review the quality of client level data? Monthly

How frequently does the CoC review the quality of program level data? At least bi-monthly

Describe the process, extent of assistance, and tools used to improve data quality for agencies participating in the HMIS (limit 750 characters):

Monthly data quality reports are run and reviewed by the system administrator and then sent to users to correct. Universal data and duplicate clients are also checked for errors. When the system administrator finds a possible dup record, he contacts the providers who entered the data and has them check to see if this is, indeed, a duplicate. When UDEs are missing in a report, the end user is contacted & instructed to try to get the missing info. Ongoing individual training and refresher group training is also provided as needed. Our system administrator is always available for technical assistance.

Describe the existing policies and procedures used to ensure that valid program entry and exit dates are recorded in the HMIS (limit 750 characters):

System-wide data quality standards for accuracy and timeliness are audited against agency paperwork. Discrepancies between the date on paperwork and the date on the system are reconciled and the root cause of discrepancies are identified and addressed. Error messages are flagged if the entry and exit dates are not accurate.

2F. Homeless Management Information System (HMIS) Data Usage

Instructions:

HMIS can be used for a variety of activities. These include, but are not limited to:

- Data integration/data warehousing to generate unduplicated counts; Involves assembling HMIS data from multiple data collection systems into a single system in order to de-duplicate client records.
- Use of HMIS for point-in-time count of sheltered persons
- Use of HMIS for point-in-time count of unsheltered persons
- Use of HMIS for performance measurement; Using HMIS to evaluate program or system-level performance, focusing on client-level outcomes, or measurable changes in the well-being of homeless clients.
- Use of HMIS for program management; Using HMIS data for grant administration, reporting, staff supervision, or to manage other program activities.
- Integration of HMIS data with mainstream system; Merging HMIS data with data from other mainstream systems, such as welfare, foster care, educational, or correctional systems.

Indicate the frequency in which each of the following activities is completed:

Data integration/data warehousing to generate unduplicated counts:	Monthly
Use of HMIS for point-in-time count of sheltered persons:	Annually
Use of HMIS for point-in-time count of unsheltered persons:	Annually
Use of HMIS for performance assessment:	Quarterly
Use of HMIS for program management:	Quarterly
Integration of HMIS data with mainstream system:	Never

2G. Homeless Management Information System (HMIS) Data and Technical Standards

Instructions:

- For each item, indicate whether the activity is completed monthly, quarterly (once each quarter), semiannually (two times per year), annually (every year), or never.
- Unique user name and password: CoC assesses that system user name and password protocols are followed and meet HMIS technical standards.
 - Secure location for equipment: CoC manages physical access to systems with access to HMIS data in compliance with HMIS technical standards.
 - Locking screen savers: CoC makes HMIS workstations and HMIS software automatically turn on password-protected screen savers when a workstation is temporarily not in use.
 - Virus protection with auto update: CoC protects HMIS systems from viruses by using virus protection software that regularly updates virus definitions from the software vendor.
 - Individual or network firewalls: CoC protects systems from malicious intrusion behind a secure firewall.
 - Restrictions on access to HMIS via public forums: CoC allows secure connections to HMIS data only through PKI certificate or IP filtering as defined in the HMIS technical standards.
 - Compliance with HMIS Policy and Procedures manual: CoC ensures HMIS users are in compliance with community-defined policies and protocols for HMIS use.
 - Validation of off-site storage of HMIS data: CoC validates that off-site storage of HMIS data is secure.

Indicate the frequency in which the CoC or HMIS Lead completes a compliance assessment for each of the following HMIS privacy and security standards:

* Unique user name and password	At least bi-monthly
* Secure location for equipment	Annually
* Locking screen savers	Annually
* Virus protection with auto update	Monthly
* Individual or network firewalls	Annually
* Restrictions on access to HMIS via public forums	Annually
* Compliance with HMIS Policy and Procedures manual	Annually
* Validation of off-site storage of HMIS data	Annually

How often does the CoC assess compliance with HMIS Data and Technical Standards? Monthly

How often does the CoC aggregate data to a central location (HMIS database or analytical database)? Monthly

Does the CoC have an HMIS Policy and Procedures manual? Yes

If 'Yes' indicate date of last review or update by CoC: 03/12/2009

If 'No' indicate when development of manual will be completed (mm/dd/yyyy):

2H. Homeless Management Information System (HMIS) Training

Instructions:

An important component of a functioning HMIS is providing comprehensive training to homeless assistance providers that are participating in the HMIS. In the section below, indicate the frequency in which the CoC and/or HMIS Lead Agency offers each of the following training activities:

- Privacy/Ethics training: Training to homeless assistance program staff on established community protocols for ethical collection of client data and privacy protections required to manage clients' PPI (protected personal information).
- Data Security training: Training to homeless assistance program staff on established community protocols for user authentication, virus protection, firewall security, disaster protection, and controlled access to HMIS.
- Using HMIS data locally: Training on use of HMIS data to understand the local extent and scope of homelessness.
- Using HMIS data for assessing program performance: Training on use of HMIS to systematically evaluate the efforts programs are making to address homelessness.
- Basic computer skills training: Training on computer foundation skills such as mouse and keyboard functions, web searching, document saving, and printing.
- HMIS software training: Training on use and functionality of HMIS software including adding new clients, updating client data, running reports, and managing client cases.

Indicate the frequency in which the CoC or HMIS Lead Agency offers each of the following training activities:

Privacy/Ethics training	Annually
Data Security training	Annually
Data Quality training	Semi-annually
Using HMIS data locally	Annually
Using HMIS data for assessing program performance	Quarterly
Basic computer skills training	Never
HMIS software training	Semi-annually

2I. Continuum of Care (CoC) Point-in-Time Homeless Population

Instructions:

This section must be completed using statistically reliable, unduplicated counts or estimates of homeless persons in sheltered and unsheltered locations on a single night. Because 2009 was a required point-in-time count year, CoCs were required to conduct a one day, point-in-time count during the last 10 days of January--January 22nd to 31st. Although point-in-time counts are only required every other year, HUD requests that CoCs conduct a count annually if resources allow. Data entered in this chart must reflect a point-in-time count that took place during the last 10 days of January 2009, unless a waiver was received by HUD.

Additional instructions on conducting the point-in-time count can be found in the detailed instructions, located on the left hand menu.

Indicate the date of the most recent point-in-time count (mm/dd/yyyy): 01/28/2009

For each homeless population category, the number of households must be less than or equal to the number of persons.

Households with Dependent Children				
	Sheltered		Unsheltered	Total
	Emergency	Transitional		
Number of Households	10	14	2	26
Number of Persons (adults and children)	34	47	6	87
Households without Dependent Children				
	Sheltered		Unsheltered	Total
	Emergency	Transitional		
Number of Households	16	103	12	131
Number of Persons (adults and unaccompanied youth)	17	104	12	133
All Households/ All Persons				
	Sheltered		Unsheltered	Total
	Emergency	Transitional		
Total Households	26	117	14	157
Total Persons	51	151	18	220

Grantee Name: Jurisdiction		Needs	Currently Available	GAP	3-5 Year Quantities										Total			Priority Need: H, M, L	Plan to Fund? Y/N	Fund Source: CDBG, HC
Non-Homeless Special Needs Including HOPWA					Year 1		Year 2		Year 3		Year 4*		Year 5*		Goal	Actual	% of Goal			
					Goal	Complete	Goal	Complete	Goal	Complete	Goal	Complete	Goal	Complete						
Housing Needed	52. Elderly	5760	927	4833	24	0	0	0	0	0	0	0	0	0	24	0	0%	H	Y	HC
	53. Frail Elderly	433	125	308	24	0	0	0	0	0	0	0	0	0	24	0	0%	H	Y	HCC
	54. Persons w/ Severe Mental Illness	305	135	170	10	0	0	0	0	0	0	0	0	0	10	0	0%	H	Y	H
	55. Developmentally Disabled	125	113	12	12	0	0	0	0	0	0	0	0	0	12	0	0%	L	N	
	56. Physically Disabled	1120	94	1026	11	0	0	0	0	0	0	0	0	0	11	0	0%	L	Y	H
	57. Alcohol/Other Drug Addicted	286	220	66	0	0	0	0	0	0	0	0	0	0	0	0	####	M	N	
	58. Persons w/ HIV/AIDS & their families	100	0	100	0	0	0	0	0	0	0	0	0	0	0	0	####	L	N	
	59. Public Housing Residents	484	59	425	58	0	0	0	0	0	0	0	0	0	58	0	0%	H	N	
	Total	8613	1673	6940	139	0	0	0	0	0	0	0	0	0	139	0	0%			
Supportive Services Needed	60. Elderly	403	245	158	24	0	0	0	0	0	0	0	0	0	24	0	0%	H	Y	HC
	61. Frail Elderly	433	125	308	24	0	0	0	0	0	0	0	0	0	24	0	0%	H	Y	HCC
	62. Persons w/ Severe Mental Illness	400	230	170	10	0	0	0	0	0	0	0	0	0	10	0	0%	H	Y	H
	63. Developmentally Disabled	125	113	12	12	0	0	0	0	0	0	0	0	0	12	0	0%	L	N	
	64. Physically Disabled	125	125	0	0	0	0	0	0	0	0	0	0	0	0	0	####	L	Y	H
	65. Alcohol/Other Drug Addicted	286	256	30	0	0	0	0	0	0	0	0	0	0	0	0	####	M	N	
	66. Persons w/ HIV/AIDS & their families	100	30	70	0	0	0	0	0	0	0	0	0	0	0	0	####	L	N	
	67. Public Housing Residents	250	130	120	58	0	0	0	0	0	0	0	0	0	58	0	0%	H	N	
Total	2122	1254	868	128	0	0	0	0	0	0	0	0	0	128	0	0%				

Jurisdiction

Only complete blue sections.

Housing and Community Development Activities		Needs	Current	Gap	5-Year Quantities										% of Goal	Priority Need: H, M, L	Dollars to Address	Plan to Fund? Y/N	Fund Source		
					Year 1		Year 2		Year 3		Year 4		Year 5							Cumulative	
					Goal	Actual	Goal	Actual	Goal	Actual	Goal	Actual	Goal	Actual						Goal	Actual
01 Acquisition of Real Property 570.201(a)		0	0	0											0	0	####	M		Y	C
02 Disposition 570.201(b)		0	0	0											0	0	####	L		N	
Public Facilities and Improvements	03 Public Facilities and Improvements (General) 570.201(c)	3	0	3	1										1	0	0%	H	150	Y	C
	03A Senior Centers 570.201(c)	0	0	0											0	0	####	M		N	
	03B Handicapped Centers 570.201(c)	2	0	2	1										1	0	0%	H	100	Y	C
	03C Homeless Facilities (not operating costs) 570.201(c)	0	0	0											0	0	####	L		N	
	03D Youth Centers 570.201(c)	1	0	1											0	0	####	M	50	Y	C
	03E Neighborhood Facilities 570.201(c)	10	0	10	3										3	0	0%	H	500	Y	C
	03F Parks, Recreational Facilities 570.201(c)	5	0	5	3										3	0	0%	H	250	Y	C
	03G Parking Facilities 570.201(c)	2	0	2	0										0	0	####	M	100	Y	C
	03H Solid Waste Disposal Improvements 570.201(c)	0	0	0											0	0	####	L		N	
	03I Flood Drain Improvements 570.201(c)	0	0	0											0	0	####	M		N	
	03J Water/Sewer Improvements 570.201(c)	9	0	9	5										5	0	0%	H	450	Y	C
	03K Street Improvements 570.201(c)	35	0	35	8										8	0	0%	H	1750	Y	C
	03L Sidewalks 570.201(c)	15	0	15	3										3	0	0%	H	750	Y	C
	03M Child Care Centers 570.201(c)	0	0	0											0	0	####	L		N	
	03N Tree Planting 570.201(c)	0	0	0											0	0	####	L		N	
	03O Fire Stations/Equipment 570.201(c)	0	0	0											0	0	####	L		N	
03P Health Facilities 570.201(c)	0	0	0											0	0	####	L		N		
03Q Abused and Neglected Children Facilities 570.201(c)	0	0	0											0	0	####	L		N		
03R Asbestos Removal 570.201(c)	0	0	0											0	0	####	L		N		
03S Facilities for AIDS Patients (not operating costs) 570.201(c)	0	0	0											0	0	####	L		N		
03T Operating Costs of Homeless/AIDS Patients Programs	0	0	0											0	0	####	L		N		
04 Clearance and Demolition 570.201(d)		10	0	10	2										2	0	0%	H	500	Y	C
04A Clean-up of Contaminated Sites 570.201(d)		0	0	0											0	0	####	L		N	
Public Services	05 Public Services (General) 570.201(e)	7	0	7	2										2	0	0%	H	350	Y	C
	05A Senior Services 570.201(e)	2	0	2	0										0	0	####	M	100	N	
	05B Handicapped Services 570.201(e)	0	0	0											0	0	####	M		N	
	05C Legal Services 570.201(E)	0	0	0											0	0	####	M		N	
	05D Youth Services 570.201(e)	8	0	8	1										1	0	0%	H	400	Y	C
	05E Transportation Services 570.201(e)	0	0	0											0	0	####	M		N	
	05F Substance Abuse Services 570.201(e)	0	0	0											0	0	####	L		N	
	05G Battered and Abused Spouses 570.201(e)	0	0	0											0	0	####	L		N	
	05H Employment Training 570.201(e)	5	0	5	1										1	0	0%	H	250	Y	C
	05I Crime Awareness 570.201(e)	0	0	0											0	0	####	L		N	
	05J Fair Housing Activities (if CDBG, then subject to 570.201(e))	0	0	0											0	0	####	L		N	
	05K Tenant/Landlord Counseling 570.201(e)	0	0	0											0	0	####	L		N	
	05L Child Care Services 570.201(e)	0	0	0											0	0	####	L		N	
	05M Health Services 570.201(e)	2	0	2	1										1	0	0%	H	100	Y	C
	05N Abused and Neglected Children 570.201(e)	0	0	0											0	0	####	L		N	
	05O Mental Health Services 570.201(e)	0	0	0											0	0	####	L		N	
05P Screening for Lead-Based Paint/Lead Hazards Poison 570.201	0	0	0											0	0	####	L		N		
05Q Subsistence Payments 570.204	0	0	0											0	0	####	L		N		

05R Homeownership Assistance (not direct) 570.204	0	0	0												0	0	####	L		N	
05S Rental Housing Subsidies (if HOME, not part of 5% 570.204	0	0	0												0	0	####	L		N	
05T Security Deposits (if HOME, not part of 5% Admin c	0	0	0												0	0	####	L		N	
06 Interim Assistance 570.201(f)	0	0	0												0	0	####	L		N	
07 Urban Renewal Completion 570.201(h)	0	0	0												0	0	####	L		N	
08 Relocation 570.201(i)	0	0	0												0	0	####	L		N	
09 Loss of Rental Income 570.201(j)	0	0	0												0	0	####	L		N	
10 Removal of Architectural Barriers 570.201(k)	5	0	5	2											2	0	0%	M	250	Y	C
11 Privately Owned Utilities 570.201(l)	0	0	0												0	0	####	L		N	
12 Construction of Housing 570.201(m)	0	0	0												0	0	####	L		N	
13 Direct Homeownership Assistance 570.201(n)	0	0	0												0	0	####	L		N	
14A Rehab; Single-Unit Residential 570.202	10	0	10	2											2	0	0%	H	500	Y	C
14B Rehab; Multi-Unit Residential 570.202	0	0	0												0	0	####	L		N	
14C Public Housing Modernization 570.202	0	0	0												0	0	####	L		N	
14D Rehab; Other Publicly-Owned Residential Buildings 570.202	0	0	0												0	0	####	L		N	
14E Rehab; Publicly or Privately-Owned Commercial/Indu 570.202	50	0	50	15											15	0	0%	H	2500	Y	C
14F Energy Efficiency Improvements 570.202	3	0	3	0											0	0	####	M	150	N	
14G Acquisition - for Rehabilitation 570.202	0	0	0												0	0	####	L		N	
14H Rehabilitation Administration 570.202	0	0	0												0	0	####	L		N	
14I Lead-Based/Lead Hazard Test/Abate 570.202	0	0	0												0	0	####	L		N	
15 Code Enforcement 570.202(c)	0	0	0												0	0	####	L		N	
16A Residential Historic Preservation 570.202(d)	0	0	0												0	0	####	L		N	
16B Non-Residential Historic Preservation 570.202(d)	1	0	1	1											1	0	0%	H	50	Y	C
17A CI Land Acquisition/Disposition 570.203(a)	0	0	0												0	0	####	L		N	
17B CI Infrastructure Development 570.203(a)	0	0	0												0	0	####	L		N	
17C CI Building Acquisition, Construction, Rehabilitat 570.203(a)	1	0	1												0	0	####	L		N	
17D Other Commercial/Industrial Improvements 570.203(a)	0	0	0												0	0	####	L		N	
18A ED Direct Financial Assistance to For-Profits 570.203(b)	0	0	0												0	0	####	L		N	
18B ED Technical Assistance 570.203(b)	0	0	0												0	0	####	L		N	
18C Micro-Enterprise Assistance	10	0	10	2											2	0	0%	H	500	Y	C
19A HOME Admin/Planning Costs of PJ (not part of 5% Ad	0	0	0												0	0	####	L		N	
19B HOME CHDO Operating Costs (not part of 5% Admin ca	0	0	0												0	0	####	L		N	
19C CDBG Non-profit Organization Capacity Building	10	0	10	2											2	0	0%	H	500	Y	C
19D CDBG Assistance to Institutes of Higher Education	0	0	0												0	0	####	L		N	
19E CDBG Operation and Repair of Foreclosed Property	0	0	0												0	0	####	L		N	
19F Planned Repayment of Section 108 Loan Principal	5	0	5	1											1	0	0%	H	250	Y	C
19G Unplanned Repayment of Section 108 Loan Principal	0	0	0												0	0	####	L		N	
19H State CDBG Technical Assistance to Grantees	0	0	0												0	0	####	L		N	
20 Planning 570.205	15	0	15	3											3	0	0%	H	750	Y	C
21A General Program Administration 570.206	5	0	5	1											1	0	0%	H	250	Y	C
21B Indirect Costs 570.206	0	0	0												0	0	####	L		N	
21D Fair Housing Activities (subject to 20% Admin cap) 570.206	5	0	5	1											1	0	0%	H	250	Y	C
21E Submissions or Applications for Federal Programs 570.206	0	0	0												0	0	####	L		N	
21F HOME Rental Subsidy Payments (subject to 5% cap)	0	0	0												0	0	####	M		N	
21G HOME Security Deposits (subject to 5% cap)	0	0	0												0	0	####	L		N	
21H HOME Admin/Planning Costs of PJ (subject to 5% cap	5	0	5	1											1	0	0%	H	250	Y	H
21I HOME CHDO Operating Expenses (subject to 5% cap)	5	0	5	1											1	0	0%	H	250	Y	H
22 Unprogrammed Funds	0	0	0												0	0	####	L		N	
31J Facility based housing - development	0	0	0												0	0	####	L		N	

HOPWA	31K Facility based housing - operations	0	0	0											0	0	####	L		N	
	31G Short term rent mortgage utility payments	0	0	0											0	0	####	L		N	
	31F Tenant based rental assistance	0	0	0											0	0	####	L		N	
	31E Supportive service	0	0	0											0	0	####	L		N	
	31I Housing information services	0	0	0											0	0	####	L		N	
	31H Resource identification	0	0	0											0	0	####	L		N	
	31B Administration - grantee	0	0	0											0	0	####	L		N	
	31D Administration - project sponsor	0	0	0											0	0	####	L		N	
CDBG	Acquisition of existing rental units	0	0	0											0	0	####	L		N	
	Production of new rental units	0	0	0											0	0	####	L		N	
	Rehabilitation of existing rental units	0	0	0											0	0	####	L		N	
	Rental assistance	0	0	0											0	0	####	L		N	
	Acquisition of existing owner units	0	0	0											0	0	####	L		N	
	Production of new owner units	0	0	0											0	0	####	L		N	
	Rehabilitation of existing owner units	425	0	425											0	0	####	H	10625	Y	C
	Homeownership assistance	0	0	0											0	0	####	L		N	
HOME	Acquisition of existing rental units	0	0	0											0	0	####	L		N	
	Production of new rental units	50	0	50											0	0	####	H	1250	Y	H
	Rehabilitation of existing rental units	0	0	0											0	0	####	L		N	
	Rental assistance	0	0	0											0	0	####	M		N	
	Acquisition of existing owner units	0	0	0											0	0	####	L		N	
	Production of new owner units	6	0	6											0	0	####	H	150	Y	H
	Rehabilitation of existing owner units	0	0	0											0	0	####	L		N	
	Homeownership assistance	0	0	0											0	0	####	L		N	
Totals		727	0	727	63	0	0	0	0	0	0	0	0	0	63	0	####				

TO: RESIDENT ADVISORY BOARD
FROM: Carl DeChellis, Executive Director
DATE: March 18, 2010
SUBJECT: 2010 ANNUAL PLAN

The 2010 Annual Plan is on display in our office. After the Resident Advisory Board agrees with its contents and the Board of Housing Commissioners approves it, the plan will be submitted to the U.S. Department of Housing and Urban Development on or before April 17, 2010. Some of the highlights included in the 2010 Annual Plan are as follows:

- The Housing Authority will continue to focus on rehabilitating its public housing units.
- The major activities planned under the Capital Grant program for the next funding year for the Annual Statement/Performance and Evaluation Report for Capital Fund grant number PA28P01450110 are:
 - Linmar Terrace
 - ✓ Electrical renovations of vacant units
 - ✓ Paint and repair exterior siding
 - ✓ Accessibility accommodations
 - ✓ Police Services
 - ✓ Supportive Services
 - Linmar Terrace Extension
 - ✓ Electrical renovations of vacant units
 - ✓ Accessibility accommodations
 - ✓ Police Services
 - ✓ Supportive Services
 - Economy Village
 - ✓ Electrical renovations of vacant units
 - ✓ Accessibility accommodations
 - ✓ Police Services
 - ✓ Supportive Services
 - Crestview Village
 - ✓ Electrical renovations of vacant units
 - ✓ Accessibility accommodations
 - ✓ Police Services
 - ✓ Supportive Services
 - John F. Kennedy Apartments
 - ✓ Renovation of bathrooms
 - ✓ Renovation of laundry rooms
 - ✓ Unit conversions
 - ✓ Accessibility accommodations
 - ✓ Police Services
 - ✓ Supportive Services
 - Ambridge Towers
 - ✓ Accessibility accommodations
 - ✓ Police Services
 - ✓ Supportive Services
 - Sheffield Towers
 - ✓ UFAS Units (four (4) total)

- ✓ Exterior stucco repair
- ✓ Accessibility accommodations
- ✓ Police Services
- ✓ Supportive Services
- Harmony Dwellings
 - ✓ Electrical renovations of vacant units
 - ✓ Accessibility accommodations
 - ✓ Police Services
- Pleasantview Homes
 - ✓ Electrical renovations of vacant units
 - ✓ Unit conversions
 - ✓ Accessibility accommodations
 - ✓ Police Services
- Mount Washington Apartments
 - ✓ Accessibility accommodations
 - ✓ Police Services
- Morado Dwellings
 - ✓ Electrical renovations of vacant units
 - ✓ Replace exterior doors, shed doors and storm doors
 - ✓ Paint and repair exterior siding
 - ✓ Install new vinyl siding
 - ✓ Install new gutters
 - ✓ Accessibility accommodations
 - ✓ Police Services
 - ✓ Supportive Services
- Brodhead Apartments
 - ✓ Sidewalk repairs
 - ✓ Accessibility accommodations
 - ✓ Police Services
 - ✓ Supportive Services
- Brighton Homes
 - ✓ Renovation of bathrooms and kitchens
 - ✓ Accessibility accommodations
- Thomas Bishop Apartments
 - ✓ Renovation of laundry rooms
 - ✓ Accessibility accommodations
 - ✓ Supportive Services
- King Beaver Apartments
 - ✓ Repave Parking Lot
 - ✓ Accessibility accommodations
 - ✓ Supportive Services
- Joseph Edwards Apartments
 - ✓ Renovation of bathrooms (Family)
 - ✓ Exterior stucco repairs (Elderly)
 - ✓ Balcony/railing repairs (Elderly)
 - ✓ Accessibility accommodations
 - ✓ Police Services
 - ✓ Supportive Services
- Rocco Bovalino Apartments
 - ✓ Resurface playground and parking lot

- ✓ Accessibility accommodations
- ✓ Police Services
- ✓ Supportive Services
- George Werner Apartments
 - ✓ Renovation of laundry rooms
 - ✓ Renovation of back entrance door
 - ✓ Accessibility accommodations
 - ✓ Police Services
 - ✓ Supportive Services
- Gordon Camp Apartments
 - ✓ Renovation of bathrooms (Family)
 - ✓ Renovation of laundry rooms (Family)
 - ✓ Paint hallways (Family)
 - ✓ Accessibility accommodations
 - ✓ Police Services
 - ✓ Supportive Services
- Midcrest Homes
 - ✓ Electrical renovations of vacant units
 - ✓ Replace exterior water lines
 - ✓ Accessibility accommodations
 - ✓ Police Services
- Corak Towers
 - ✓ Accessibility accommodations
 - ✓ Police Services
 - ✓ Supportive Services
- Monacatootha Apartments
 - ✓ Repair parking lot
 - ✓ Add new parking lot
 - ✓ Accessibility accommodations
 - ✓ Supportive Services
- A.C. Edgcombe Apartments
 - ✓ Roof over Picnic Area
 - ✓ Power wash building
 - ✓ Hallway Renovations
 - ✓ Accessibility accommodations
 - ✓ Supportive Services
- Stephen Phillips Homes
 - ✓ Total exterior and interior renovations
 - ✓ Accessibility Renovations
 - ✓ Relocation costs

□ The Housing Authority has acquired a parcel of land in the Borough of New Brighton using funds provided by HUD's Neighborhood Stabilization Program through the Community Development Program of Beaver County. Two single family homes will be constructed in accordance with a development proposal submitted to HUD in February 2010. The intent is to acquire these two single family homes under the Housing Authority's Section 32 Homeownership Program.

□ The Housing Authority intends to submit a development application to HUD to acquire a 100 unit development in Pulaski Township that will comprise 84 public housing units and 16

market rate units. After acquisition, the Housing Authority plans to renovate these units with conversion activities that result in 58 public housing units and 16 market rate units. The public housing units will have the requisite number of UFAS units to comply with HUD requirements.

- The Housing Authority has commenced in February 2010 with the 7.4 million dollar renovation of Stephen Phillips Homes, located in the Borough of Monaca. The renovations will involve 5 phases with completion expected within 22 to 24 months.
- The Housing Authority has 484 households on its public housing waiting list. The majority of the public housing waiting list is for efficiency, one and two bedroom units.
- The Housing Authority has 138 households on its Section 8 waiting list. The vast majority of the Section 8 waiting list involves families with children. The Section 8 waiting list is closed but expectation is that the waiting list will open during this plan year.
- The Housing Authority expects to receive \$4,931,589 in Public Housing Operating Funds that will be used for operating expenses at the public housing facilities.
- The Housing Authority expects to receive \$2,928,228 in Public Housing Capital Grant Funds. The funds will be used to rehab and modernize the public housing stock.
- The Housing Authority received \$3,968,129 in Public Housing Capital Grant Funds from the American Recovery and Reinvestment Act. These funds will be used to rehab and modernize Stephen Phillips Homes. Also, through the competitive funding cycle of the American Recovery and Reinvestment Act, the Housing Authority received \$691,663 for UFAS renovations at Sheffield Towers.
- The Housing Authority expects to receive \$2,760,301 in Annual HUD contributions for its Section 8 Housing Choice Voucher Program.
- The Housing Authority will project base 24 Section 8 Housing Choice Vouchers for a 24 unit development to be constructed in Brighton Township using low income housing tax credits. The development will be known as Friendship Commons and the Housing Authority will be its management agent.
- The Housing Authority has applied to HUD in November 2009 for an additional 25 Section 8 Housing Choice Vouchers to establish a Family Unification Program to assist eligible clients referred by Beaver County Children and Youth Services Agency in need of housing to avoid foster care placement.
- The Housing Authority proposes to revise our Public Housing Admissions and Continued Occupancy policy and Section 8 Administrative Plan. The proposed revisions are provided in separate documents.
- The Housing Authority's Annual Plan is consistent with the Beaver County's consolidated plan in that we propose to rehab the rental housing stock, and provide rent subsidies to lower income families and individuals. These are the priority needs of the County's Consolidated Plan.

March 18, 2010

Carl DeChellis
Executive Director
Housing Authority of the County of Beaver
James F. Tress Administration Building
300 State Street
Beaver, Pennsylvania 15009-1798

SUBJECT: Review of 2010 Agency Plan

Dear Mr. DeChellis,

As per the review of the 2010 Agency Plan by we the members of the Resident Advisory Board, please be advised that the Resident Advisory Board attest by our signatures below that we agree with the content of the documents included in the 2010 Agency Plan and that we have no additional comments for inclusion with the 2010 Agency Plan.

Sincerely yours,
Resident Advisory Board

Sylvia E. Sauer
Hairy Witten
David R. St.
Beth Ann Theodorson
John Moore
John M. ...
Beth G. Little
Edward Halavanga
...

**Five-Year Action Plan
Part I: Summary
Capital Fund Program (CFP)**

HA Name:

Housing Authority of the County of Beaver

A. Development Number/Name

Locality: (City/County & State)

Beaver, Beaver County, Pennsylvania

Original

Revision No. []

	Work Statement for Year 1 FFY: 2010	Work Statement for Year 2 FFY: 2011	Work Statement for Year 3 FFY: 2012	Work Statement for Year 4 FFY: 2013	Work Statement for Year 5 FFY: 2014
AMP 001		145,000	175,000	125,000	140,000
AMP 002	See Annual Statement	290,451	366,250	399,527	216,250
AMP 003		37,500	22,500	66,250	51,250
AMP 004		412,000	272,000	220,000	240,000
AMP 005		109,280	234,250	120,000	145,000
AMP 006		152,500	142,500	0	242,547
AMP 007		366,480	192,313	363,750	284,786
AMP 008		141,250	141,250	221,250	128,360
AMP 009		422,119	469,269	560,803	612,119

Capital Fund Program Five-Year Action Plan
Part II: Supporting Pages

U.S. Department of Housing
and Urban Development

Work Statement for Year 1 FFY: 2010	Work Statement for Year 2 FFY: 2011			Work Statement for Year 3 FFY: 2012		
	Development Number/Name/General Description of Major Work Categories	Quantity	Estimated Cost	Development Number/Name/General Description of Major Work Categories	Quantity	Estimated Cost
	PA 14-01 Linmar Terrace			PA 14-01 Linmar Terrace		
	Electric Upgrade	Project	20,000	Electric Upgrade	Project	15,000
	Conversion of Units	Project	20,000	Renovate Crawlspace/Vents	Bldg.	50,000
	Demolition	Project	30,000	Replace Heat Radiators	90Units	75,000
	Police Services	Project	5,000	Police Services	Project	5,000
	Project 14-01 Subtotal		75,000	Project 14-01 Subtotal		145,000
	PA 14-09 Linmar Terrace Extension			PA 14-09 Linmar Terrace Extension		
	Electric Upgrade	Project	20,000	Electric Upgrade	Project	20,000
	Conversion of Units	Project	40,000	Sidewalks/Curbs	Project	5,000
	Demo Units	2 Bldgs.	10,000	Police Services	Project	5,000
	Police Services	Project	5,000			
	Project 14-09 Subtotal		70,000	Project 14-09 Subtotal		30,000
	AMP 01 TOTAL		145,000	AMP 01 TOTAL		175,000
	PA 14-05 Economy Village			PA 14-05 Economy Village		
	Electric Upgrade	Project	20,000	Electric Upgrade	Project	10,000
	Conversion of Units	Project	25,000	Remodel Community Room	Project	30,000
	Demo Units	Bldg.	15,000	Renovate Crawlspace/Vapor Barrier	Project	30,000
	Police Services	Project	5,000	Police Services	Project	5,000
	Project 14-05 Subtotal		65,000	Project 14-05 Subtotal		65,000
	PA 14-08 Crestview Village			PA 14-08 Crestview Village		
	Electric Upgrade	Project	15,000	Electric Upgrade	Project	20,000
	Police Services	Project	5,000	Replace Siding/Entrance & Storm Doors	100 Units	130,000
	Project 14-08 Subtotal		20,000	Sidewalks & Curbs	Project	5,000
				Conversion of Units	Project	40,000
	PA 14-12 John F. Kennedy Apartments			Police Services	Project	5,000
	Apartment Entrance Doors	36 Units	18,000			
	Storage Cages	Project	10,000	Project 14-08 Subtotal		200,000
	Police Services	Project	5,000			
	Project 14-12 Subtotal		33,000			
	PA 14-18 Ambridge Apartments			PA 14-12 John F. Kennedy Apartments		
	Convert 0 BR into 1 BR units / drain replacement	Project	50,000	New Kitchens	36 Units	100,000
	New Entrance Doors/ Renovate Laundry Room/Community Room	Project	50,000	Sidewalks/Curbs	Project	5,000
	First Floor & 10th Floor ceiling	Project	6,201	Police Services	Project	5,000
	Paint Hallways	Project	5,000	Project 14-12 Subtotal		110,000
	Clean Ductwork	Project	50,000			
	Supportive Services		6,250	PA 14-18 Ambridge Towers		
	Police Services		5,000	Supportive Services	Project	6,250
	Project 14-18 Subtotal		172,451	Police Services	Project	5,000
	AMP 02 TOTAL		290,451	Project 14-12 Subtotal		11,250
	Subtotal of Estimated Cost		435,451	AMP 02 TOTAL		366,250
				Subtotal of Estimated Cost		561,250

**Capital Fund Program Five-Year Action Plan
Part II: Supporting Pages**

Work Statement for Year 1	Work Statement for Year 2			Work Statement for Year 3		
	FFY: 2011			FFY: 2012		
	Development Number/Name/General Description of Major Work Categories	Quantity	Estimated Cost	Development Number/Name/General Description of Major Work Categories	Quantity	Estimated Cost
PA 14-14 Eleanor Roosevelt Apartments				PA 14-14 Eleanor Roosevelt Apartments		
Clean Ductwork	Project	10,000		Supportive Services	Project	6,250
Supportive Services	Project	6,250		Police Services	Project	5,000
Police Services	Project	5,000				
Project 14-14 Subtotal		21,250		Project 14-14 Subtotal		11,250
PA 14-24 Sheffield Towers				PA 14-24 Sheffield Towers		
Clean Duct Work	Project	5,000		Supportive Services	Project	6,250
Supportive Services	Project	6,250		Police Services	Project	5,000
Police Services	Project	5,000				
Project 14-24 Subtotal		16,250		Project 14-24 Subtotal		11,250
AMP 03 TOTAL		37,500		AMP 03 TOTAL		22,500
PA 14-03 Morado Dwellings				PA 14-03 Morado Dwellings		
Electric Upgrade	Project	20,000		Electric Upgrade	Project	15,000
Demolition	Project	30,000		Repaving Parking Lots	Project	35,000
Police Services	Project	5,000		Sidewalks/Porches/Railing	131 Units	75,000
Supportive Services	Project	20,000		Police Services	Project	5,000
Project 14-03 Subtotal		75,000		Project 14-03 Subtotal		130,000
PA 14-19 Brodhead Apartments				PA 14-19 Brodhead Apartments		
Hallway Lighting	Project	20,000		Replace Sanitary Cast Iron Drain Lines/Bathroom Renovations	62 Units	66,000
Clean Duct Work	Project	5,000		Replace Emergency Generators (Replace Exhausts)	Project	30,000
Supportive Services	Project	6,250		Supportive Services	Project	6,250
Police Services	Project	3,000		Police Services	Project	3,000
Project 14-19 Subtotal		34,250		Project 14-19 Subtotal		104,250
AMP 05 TOTAL		109,250		AMP 05 TOTAL		234,250
PA 14-04 Harmony Dwellings				PA 14-04 Harmony Dwellings		
Electric Upgrade	Project	10,000		Electric Upgrade	Project	10,000
Conversion of Units	Project	30,000		Repave Parking Lots / Sidewalks / Curbs	Project	20,000
Dema Units	Bldg.	20,000		Kitchen Renovations/New Floors	48 Units	100,000
Replace Top Siding/Paint Bottom	Project	60,000		Police Services	Project	5,000
Police Services	Project	5,000				
Supportive Services	Project	5,000				
Project 14-04 Subtotal		130,000		Project 14-04 Subtotal		135,000
Subtotal of Estimated Cost		712,251		Subtotal of Estimated Cost		953,000

**Capital Fund Program Five-Year Action Plan
Part II: Supporting Pages**

Work Statement for Year 2		Work Statement for Year 3			
Statement for Year 1	FFY: 2011	Statement for Year 1	FFY: 2012		
Development Number/Name/General Description of	Quantity	Estimated Cost	Development Number/Name/General Description of	Quantity	Estimated Cost
Major Work Categories		Major Work Categories			
PA 14-07 Pleasantview Homes			PA 14-07 Pleasantview Homes		
Electric Upgrade	Project	25,000	Electric Upgrade	Project	20,000
Demolition	Bldg.	20,000	New Furnaces	114 Units	100,000
Police Services	Project	5,000	Police Services	Project	5,000
Project 14-07 Subtotal		50,000	Sidewalks and Curbs	Project	5,000
			Project 14-07 Subtotal		130,000
PA 14-10 MT. WASHINGTON APARTMENTS			PA 14-10 MT. WASHINGTON APARTMENTS		
New Kitchens and Bathrooms	31 Units	135,000	Sidewalks and Curbs	Project	5,000
New Heating System	Project	100,000	Police Services	Project	2,000
Police Services	Project	2,000	Project 14-10 Subtotal		7,000
Project 14-10 Subtotal		232,000	AMP 04 TOTAL		272,000
AMP 04 TOTAL		412,000			
PA 14-11 Brighton Homes			PA 14-11 Brighton Homes		
Electric Upgrade	Project	20,000	Replace Entrance and Storm Doors	48 Units	40,000
Replace Interior Doors	48 Units	50,000	Storage Sheds	48 Units	10,000
Debt Service Replacement Housing	Project	75,000	Sidewalks and Curbs	Project	5,000
Project 14-11 Subtotal		145,000	Project 14-11 Subtotal		55,000
PA 14-16 Thomas Bishop Apartments			PA 14-16 Thomas Bishop Apartments		
Paint Balcony Railings	50 Units	20,000	Roof Replacement	Bldg	70,000
Clean Duct Work	Project	10,000	Sidewalks & Curbs	Project	5,000
Supportive Services	Project	6,250	Supportive Services	Project	6,250
Project 14-16 Subtotal		36,250	Project 14-16 Subtotal		81,250
PA 14-23 King Beaver Apartments			PA 14-23 King Beaver Apartments		
Replace Emergency Generator	Project	20,000	Supportive Services	Project	6,250
New Apt. Floors/Hallway floors	Project	10,000	Project 14-23 Subtotal		6,250
Clean Ductwork	Project	10,000	AMP 06 TOTAL		142,500
Supportive Services	Project	6,250			
Project 14-23 Subtotal		46,250	AMP 06 TOTAL		142,500
AMP 06 TOTAL		227,500			
Subtotal of Estimated Cost		1,221,701	Subtotal of Estimated Cost		1,232,500

**Capital Fund Program Five-Year Action Plan
Part II: Supporting Pages**

Work Statement for Year 1 FFY: 2010		Work Statement for Year 2 FFY: 2011		Work Statement for Year 3 FFY: 2012	
Development Number/Name/General Description of Major Work Categories	Quantity	Estimated Cost	Development Number/Name/General Description of Major Work Categories	Quantity	Estimated Cost
PA 14-13 Joseph Edwards Apartments			PA 14-13 Joseph Edwards Apartments		
Bathroom & Kitchen Renovations / Electrical (Family)	22 Units	130,000	Storage Sheds (Family)	22 Units	15,000
Apt. Conversion 0 BR to 1 BR Sprinkler System (Elderly)	Project	40,000	Siding & Storm Doors (Family)	Project	100,000
Replace Windows & Apt. Ceiling Tiles (Elderly)	34 Units	25,391	Conversion of Units	34 Units	20,000
Clean Duct Work	Project	20,000	Sidewalks & Curbs	Project	5,000
Supportive Services	Project	6,250	Supportive Services	Project	6,250
Project 14-13 Subtotal		227,641	Project 14-13 Subtotal		146,250
PA 14-15 George Werner Apartments and Rocco R. Bovalino Apartments			PA 14-15 George Werner Apartments		
Bathroom and Kitchen Renovations/ Electrical (Family)	30 Units	102,339	Sidewalks & Curbs	Project	5,000
Clean Duct Work	Project	10,000	Supportive Services	Project	6,250
Supportive Services	Project	6,250	Project 14-15 Subtotal		11,250
Project 14-15 Subtotal		118,639			
PA 14-17 Gordon Camp Apartments			PA 14-17 Gordon Camp Apartments		
Electrical Upgrade/New Lighting Community Areas (Elderly)	41 Units	10,000	Sidewalks & Curbs (Elderly)	Project	5,000
Renovate Dumpster Room (Elderly)	Bldg.	10,000	Halfway Lighting (Elderly)	Project	18,603
Supportive Services	Project	6,250	Supportive Services	Project	6,250
Project 14-17 Subtotal		26,250	Entrance Doors (Family)	35 Units	5,000
			Project 14-17 Subtotal		34,813
AMP 07 TOTAL		366,480	AMP 07 TOTAL		192,313
PA 14-06 Midcrest Homes			PA 14-06 Midcrest Homes		
Electric Upgrade	58 Units	15,000	Electric Upgrade	58 Units	5,000
Replace Top Siding/Storm Doors	56 Units	60,000	Sidewalks & Curbs	Project	5,000
Conversion of Units	Project	26,000	Project 14-06 Subtotal		10,000
Demo Units	Bldg.	20,000			
Project 14-06 Subtotal		120,000			
PA 14-25 Corak Towers			PA 14-25 Corak Towers		
Replace Domestic Hot Water Boiler	Project	10,000	Sidewalks and Curbs	Project	5,000
Clean Ductwork	Project	5,000	Kitchen and Bathrooms/Community room Renov./Halfway floors	Project	120,000
Supportive Services	Project	6,250	Supportive Services	Project	6,250
Project 14-25 Subtotal		21,250	Project 14-25 Subtotal		131,250
AMP 08 TOTAL		141,250	AMP 08 TOTAL		141,250
Subtotal of Estimated Cost		1,729,431	Subtotal of Estimated Cost		1,566,893

**Capital Fund Program Five-Year Action Plan
Part II: Supporting Pages**

Work Statement for Year 1 FFY: 2010	Work Statement for Year 2 FFY: 2011		Work Statement for Year 3 FFY: 2012			
	Development Number/Name/General Description of Major Work Categories	Quantity	Estimated Cost	Development Number/Name/General Description of Major Work Categories	Quantity	Estimated Cost
				PA 14-22 Monacatotha Apartments		
				Stucco/Roofing Repair/Conversion of Units	Project	40,000
				New Bathrooms/Drains/Return Line	Project	26,000
				Supportive Services	Project	6,250
				Project 14-22 Subtotal		71,250
	PA 14-27 A.C. Edgecombe Apartments			PA 14-27 A.C. Edgecombe Apartments		
	Clean Ductwork	Project	6,000	New Patio Doors	97 Units	50,000
	Supportive Services	Project	6,250	Supportive Services	Project	6,250
	Project 14-27 Subtotal		11,250	Project 14-27 Subtotal		56,250
	PA14-59 Stephen Phillips Homes			PA14-59 Stephen Phillips Homes		
	Renovate Interior/Exterior/UFAS	Project	410,869	Renovate Interior/Exterior/UFAS	Project	331,769
	Project 14-59 Subtotal		410,869	Project 14-59 Subtotal		331,769
	AMP 09 TOTAL		422,119	AMP 09 TOTAL		459,250
	Subtotal of Estimated Cost		2,151,550	Subtotal of Estimated Cost		2,026,332

Capital Fund Program Five-Year Action Plan
Part II: Supporting Pages

U.S. Department of Housing
and Urban Development

Work Statement for Year 4 FFY: 2013				Work Statement for Year 5 FFY: 2014			
Development Number/Name/General Description of Major Work Categories	Quantity	Estimated Cost		Development Number/Name/General Description of Major Work Categories	Quantity	Estimated Cost	
PA 14-01 Linmar Terrace				PA 14-01 Linmar Terrace			
Electric Upgrade	95 Units	15,000		Replace Top Siding	Bldgs.	90,000	
Replace Interior Doors	90 Units	10,000		Sidewalks & Curbs	Project	10,000	
New Storm Doors	Project	20,000		Police Services	Project	5,000	
Police Services	Project	5,000					
Project 14-01 Subtotal		50,000		Project 14-01 Subtotal		75,000	
PA 14-09 Linmar Terrace Extension				PA 14-09 Linmar Terrace Extension			
Electric Upgrade	101 Units	30,000		Replace Top Vinyl/Paint Lower Siding	Bldgs.	50,000	
Heat Radiator Replacement/Heat Lines	101 Units	20,000		Storm Door Replacement	101 Units	10,000	
Conversion of Units	Bldg.	20,000		Police Services	Project	5,000	
Police Services	Project	5,000					
Project 14-09 Subtotal		75,000		Project 14-09 Subtotal		65,000	
AMP 01 TOTAL		125,000		AMP 01 TOTAL		140,000	
PA 14-05 Economy Village				PA 14-05 Economy Village			
Electric Upgrade	Project	18,277		Kitchen & Bathroom Renovations/Entrance & Storm Doors	78 Units	90,000	
Replace Siding	Project	65,000		Sewer Line Replacement	Project	15,000	
Additional Parking/Sidewalks & Curbs	Project	20,000		Furnace Replacement	78 Units	20,000	
Police Services	Project	5,000		Police Services	Project	5,000	
Project 14-05 Subtotal		108,277		Project 14-05 Subtotal		130,000	
PA 14-08 Crestview Village				PA 14-08 Crestview Village			
Electric Upgrade	Project	25,000		Sewer / Water Lines	Project	20,000	
Demo Buildings	Project	10,000		Additional Parking/Removed Old Basket Ball Courts	Project	20,000	
New Bathrooms	103 Units	140,000		Replace Roofs and Gutters	Project	20,000	
Police Services	Project	5,000		Police Services	Project	5,000	
Project 14-08 Subtotal		180,000		Project 14-08 Subtotal		65,000	
PA 14-18 Ambridge Towers				PA14-18 Ambridge Towers			
Sprinkler Installation/Replace 4" Sewage stack	Project	50,000		Electric Renovation	Bldg.	10,000	
Kitchen Renovation/Drains	100 Units	50,000		Supportive Services	Project	6,250	
Supportive Services	Project	6,250		Police Services	Project	5,000	
Police Services	Project	5,000		Project 14-18 Subtotal		21,250	
Project 14-18 Subtotal		111,250		AMP 02 TOTAL		216,250	
AMP 02 TOTAL		399,527					
Subtotal of Estimated Cost		524,527		Subtotal of Estimated Cost		356,250	

**Capital Fund Program Five-Year Action Plan
Part II: Supporting Pages**

Work Statement for Year 1 FFY: 2010	Work Statement for Year 4 FFY: 2013			Work Statement for Year 5 FFY: 2014		
	Development Number/Name/General Description of Major Work Categories	Quantity	Estimated Cost	Development Number/Name/General Description of Major Work Categories	Quantity	Estimated Cost
	PA 14-24 Sheffield Towers			PA 14-14 Eleanor Roosevelt Apartments		
	Site work/Pavement/ Sidewalks	Project	10,000	Drop Ceilings/Entrance Doors/Storm doors/Railings	Bldg.	10,000
	Kitchen & Bathroom Replacement/Draws stacks	80 Units	50,000	Elevator Upgrades	Bldg.	10,000
	Supportive Services	Project	6,250	Emergency Generator/Pathway Lighting/Unit Lighting	Bldg.	10,000
	Police Services	Project	5,000	Supportive Services	Project	6,250
	Project 14-24 Subtotal		86,250	Police Services	Project	5,000
	AMP 03 TOTAL		86,250	Project 14-14 Subtotal		41,250
				AMP 03 TOTAL		51,250
	PA 14-03 Morado Dwellings			PA 14-03 Morado Dwellings		
	Electric Upgrade	Project	15,000	Roof Replacement	Bldg.	100,000
	Replace Boiler and Fin Tubes/Close in area	Project	100,000	Conversion of Units	Project	30,000
	Police Services	Project	5,000	Sidewalks & Curbs	Project	10,000
	Project 14-03 Subtotal		120,000	Police Services	Project	5,000
	AMP 03 TOTAL		120,000	Project 14-03 Subtotal		145,000
				AMP 03 TOTAL		145,000
	PA 14-04 Harmony Dwellings			PA 14-04 Harmony Dwellings		
	Electric Upgrade	Project	10,000	Retaining Wall	Project	10,000
	Replace Bi-fold doors	48 Units	40,000	New Roofs	Project	30,000
	Police Services	Project	5,000	Vapor Barrier Crawl Space	Project	10,000
	Project 14-04 Subtotal		55,000	Police Services	Project	5,000
	AMP 04 TOTAL		55,000	Project 14-04 Subtotal		55,000
				PA 14-07 Pleasantview Homes		
	Subtotal of Estimated Cost		765,777	Roofs / Chimneys	Project	30,000
				Conversion of Units	Project	30,000
				New Kitchens	Project	30,000
				Police Services	Project	5,000
				Project 14-07 Subtotal		95,000
				AMP 04 TOTAL		240,000
				Subtotal of Estimated Cost		647,500

Capital Fund Program Five-Year Action Plan
Part II: Supporting Pages

Work Statement for Year 1 FFY: 2010	Work Statement for Year 2 FFY: 2013		Work Statement for Year 5 FFY: 2014			
	Development Number/Name/General Description of Major Work Categories	Quantity	Estimated Cost	Development Number/Name/General Description of Major Work Categories	Quantity	Estimated Cost
	PA 14-07 Pleasantview Homes			PA 14-11 Brighton Homes		
	Electric Upgrade	Project	30,000	Additional Parking Site 6	Project	5,000
	Replace Windows/Interior Doors	114 Units	60,000	Replace Top Siding	Project	30,000
	Police Services	Project	5,000			
	Project 14-07 Subtotal		110,000	Storage Sheds	Project	10,000
				Project 14-11 Subtotal		45,000
	PA 14-10 MT. WASHINGTON APARTMENTS			PA 14-15 Thomas Bishop Apartments		
	New Construction	Project	50,000	Repave Parking Lot	Project	5,000
	Police Services	Project	5,000	Electric Upgrade/Kitchen Renovation/Community Room	Project	90,000
	Project 14-10 Subtotal		55,000	Elevator Upgrade	Project	20,000
				Boiler Replacement	Project	35,381
	AMP 04 TOTAL		220,000	Supportive Services	Project	6,250
				Project 14-15 Subtotal		156,631
	PA 14-13 Joseph Edwards Apartments			PA 14-23 King Beaver Apartments		
	Bathroom & Kitchen Renovations / Bi-fold Doors (Elderly)	34 Units	95,000	Roof Replacement	Project	19,666
	Supportive Services	Project	6,250	Sprinkler System Renovation	Project	15,000
				Supportive Services	Project	6,250
	Project 14-13 Subtotal		101,250	Project 14-23 Subtotal		40,916
				AMP 06 TOTAL		242,547
	PA 14-15 George Werner Apartments and Rocco R. Bovalino Apartments			PA 14-13 Joseph Edwards Apartments		
	New Boilers	Bldg.	60,000	Parking Lot	Project	10,000
	Sprinkler Systems	Project	30,000	Boiler Replacement	Project	40,000
	Supportive Services	Project	6,250	Supportive Services	Project	6,250
	Project 14-15 Subtotal		96,250	Project 14-13 Subtotal		56,250
	PA 14-17 Gordon Camp Apartments			PA 14-16 George Werner Apartments		
	Bathroom and Kitchen Renovations (Elderly)	41 Units	90,000	Siding/Doors/Storm Doors/Storage Sheds (Family)	30 Units	70,000
	Entrance Doors (Family)	30 Units	30,000	Kitchen Bath Renovations/Emergency Pull Bedrooms (Elderly)	30 Units	81,038
	Conversion of Units (Elderly and Family)	Bldg.	40,000	Supportive Services	Project	6,250
	Supportive Services	Project	6,250	New Radiators	Project	20,000
	Project 14-17 Subtotal		166,250	Project 14-16 Subtotal		177,286
	AMP 07 TOTAL		363,750			
	Subtotal of Estimated Cost		1,294,327	Subtotal of Estimated Cost		890,047

Capital Fund Program Five-Year Action Plan
Part II: Supporting Pages

Work Statement for Year 1 FFY: 2010		Work Statement for Year 4 FFY: 2013		Work Statement for Year 5 FFY: 2014	
Development Number/Name/General Description of Major Work Categories	Quantity	Estimated Cost	Development Number/Name/General Description of Major Work Categories	Quantity	Estimated Cost
PA 14-06 Midcrest Homes			PA 14-17 Gordon Camp Apartments		
Electric Upgrade	56 Units	20,000	Kitchen/Bathroom Renovation (Family)	project	85,000
Boiler/Radiation Replacement	56 Units	80,000	New Parking Lot	project	10,000
Police Services	Project	5,000	Supportive Services	Project	6,250
			Project 14-17 Subtotal		101,250
			AMP 07 TOTAL		204,786
Project 14-06 Subtotal		105,000			
			PA 14-06 Midcrest Homes		
PA 14-25 Corak Towers			Renovate Kitchens	56 Units	107,130
Elevator Upgrade	Project	10,000			
Kitchen/Bathroom Renovations/Community Room Renovation	49 Units	100,000			
Supportive Services	Project	6,250			
Police Services	Project	5,000			
Project 14-25 Subtotal		116,250	Project 14-06 Subtotal		107,130
AMP 08 TOTAL		221,250			
			PA 14-25 Corak Towers		
PA 14-27 A.C. Edgecombe Apartments			Site work/Pavement & Retaining Wall	Project	15,000
Stucco Exterior	Blkg.	50,000	Supportive Services	Project	6,250
Parking Lot	Project	15,000	Project 14-25 Subtotal		21,250
Roof Replacement	Project	90,000			
Supportive Services	Project	6,250	AMP 08 TOTAL		128,390
Project 14-27 Subtotal		161,250			
			PA 14-22 Monacatothe Apartments		
PA14-59 Stephen Phillips Homes			Bathrooms	96 Units	15,000
Renovate Interior/Exterior/UFAS	Project	399,553	Supportive Services	Project	6,250
Project 14-59 Subtotal		399,553	Project 14-22 Subtotal		21,250
AMP 09 TOTAL		560,803			
			PA 14-27 A.C. Edgecombe Apartments		
Subtotal of Estimated Cost		2,076,560	Emergency Generator	Blkg	50,000
			Bifold Doors/Balcony Doors/Whalen Units	100 Units	60,000
			Kitchen/Bathroom Renovations	100 Units	110,000
			Hallway Ceiling Tile/Wallpaper Replacement	Blkg	25,000
			Supportive Services	Project	6,250
			Project 14-27 Subtotal		251,250
			Subtotal of Estimated Cost		1,342,177

Five-Year Action Plan
 Part III: Supporting Pages
 Management Needs Work Statement(s)
 Capital Fund Program (CFP)

Work Statement for Year 1 FFY: 2010	Work Statement for Year 2 FFY: 2011		Work Statement for Year 3 FFY: 2012			
	Development Number/Name/General Description of Major Work Categories	Quantity	Estimated Cost	Development Number/Name/General Description of Major Work Categories	Quantity	Estimated Cost
	Computer Upgrade	PHA Wide	10,000	Computer Upgrade	PHA Wide	25,000
	Bond Debt Service	PHA Wide	666,648	Bond Debt Service	PHA Wide	667,896
	Management Fee	PHA Wide	175,000	Management Fee	PHA Wide	210,000
Subtotal of Estimated Cost			851,648	Subtotal of Estimated Cost		
				902,896		

Five-Year Action Plan
Part III: Supporting Pages
Management Needs Work Statement(s)
Capital Fund Program (CFP)

Work Statement for Year 1 FFY: 2010	Work Statement for Year 4 FFY: 2013	Quantity	Estimated Cost
Development Number/Name/General Description of Major Work Categories	Development Number/Name/General Description of Major Work Categories		
	Computer Upgrade	PHA Wide	10,000
	Bond Debt Service	PHA Wide	666,646
	Management Fee	PHA Wide	175,000
Subtotal of Estimated Cost			851,646

Work Statement for Year 5 FFY: 2014	Quantity	Estimated Cost
Development Number/Name/General Description of Major Work Categories		
Computer Upgrade	PHA Wide	25,000
Bond Debt Service	PHA Wide	667,896
Management Fee	PHA Wide	175,000
Subtotal of Estimated Cost		867,896

MUNICIPALITY or AGENCY	Geographic Distribution by Census Tracts					Census Tract(s)	Total Funding by Census Tract	% of CDBG Funds
	DESCRIPTION	FUNDING	R/M %	L/M %				
Beaver Falls, City of	Paving Project	\$ 75,000.00	23.3%	67.0%	6012	\$ 75,000.00	1.8%	
Fallston Borough	Beaver Street Storm Sewer	\$ 50,000.00	15.2%	50.0%	6015	\$ 50,000.00	1.3%	
Pulaski Township	Public Service-Emergency Response Project	\$ 34,500.00	4.6%	61.0%	6016	\$ 34,500.00	0.9%	
Rochester Township	Traffic and Weight Study	\$ 45,000.00	4.9%	42.0%	6019	\$ 45,000.00	1.1%	
Rochester Borough	Irvin Avenue (Clay to Harmony)	\$ 75,000.00	16.2%	53.0%	6021	\$ 75,000.00	1.9%	
CED	Bridgewater Trail North Phase II	\$ 200,000.00	11.0%	39.0%	6022	\$ 200,000.00	5.1%	
Carnegie Free Library of Midland	Library Improvements	\$ 25,000.00	24.3%	61.0%	6028		0.0%	
Midland Borough	Road Program	\$ 50,000.00	24.3%	61.0%	6028		0.0%	
Midland Borough	Combined Sewer System Improvements	\$ 25,000.00	24.3%	61.0%	6028		0.0%	
Midland Heights Homes	MHH Main Gas Line Repair	\$ 50,000.00	24.3%	61.0%	6028		0.0%	
Midland Municipal Authority	Water Filter Upgrade at Water Processing Plant	\$ 80,000.00	24.3%	61.0%	6028	\$ 230,000.00	5.9%	
Potter Township	ACT 537 Sewage Facilities Plan	\$ 28,000.00	0.9%	34.0%	6031	\$ 28,000.00	0.7%	
Monaca Borough	ADA Compliant Curb Ramp Installation	\$ 50,000.00	4.3%	44.0%	6033	\$ 50,000.00	1.3%	
Freedom Borough	Freedom Borough Street Repavement Project #20	\$ 50,000.00	7.2%	54.0%	6035	\$ 50,000.00	1.3%	
Harmony Township	Highview Avenue	\$ 35,000.00	2.5%	39.0%	6039	\$ 35,000.00	0.9%	
Ambridge Borough	Elm Road Improvements	\$ 50,000.00	14.4%	57.0%	6040		0.0%	
Ambridge Borough Municipal Authority	Vactor Truck Receiving Station	\$ 50,000.00	14.4%	57.0%	6040	\$ 100,000.00	2.6%	
South Heights Borough	Uptown Project	\$ 50,000.00	2.4%	57.0%	6048	\$ 50,000.00	1.3%	
Big Beaver Falls Area School District	Concession Stand Restrooms	\$ 25,000.00	16.7%	55.5%	6004, 6005, 6009, 6011, 6012, 6013, 6017	\$ 25,000.00	0.6%	
Center for Creative Arts Expression (CCA)	ACCESS ART Renovation(ADA)	\$ 10,000.00	24.3%	61%	6011, 6012, 6013	\$ 10,000.00	0.3%	
New Brighton Borough	Townsend Park Sidewalks	\$ 75,000.00	13.3%	61%	6014, 6015	\$ 75,000.00	1.9%	
Beaver County	Section 108 Loan Repayment - Streetscape	\$ 620,503.40	15.7%	59%	6040, 6041, 6028, 6014, 6015	\$ 620,503.40	15.8%	
Aliquippa Municipal Water Authority	Sheffield Terrace Tank Rehabilitation	\$ 55,000.00	41.7%	59%	6043, 6045, 6046		0.0%	
Aliquippa School District	Elementary Playground	\$ 50,000.00	41.7%	59%	6043, 6045, 6046		0.0%	
Aliquippa, City of	Demolition Clearing-Residential	\$ 75,000.00	41.7%	59%	6043, 6045, 6046		0.0%	
B.F. Jones Memorial Library (Aliquippa)	Historic Window Preservation and Weatherization	\$ 15,000.00	41.7%	59%	6043, 6045, 6046	\$ 195,000.00	5.0%	
Beaver County	Program Administration Costs	\$ 628,177.13	7.5%	41%	Countywide		0.0%	
Beaver County	Fair Housing	\$ 20,000.00	7.5%	41%	Countywide		0.0%	
Beaver County Agricultural Land Preservation E	Proposal Farm Land Ranking ArcGIS tool	\$ 15,000.00	7.5%	41%	Countywide	\$ 663,177.13	16.9%	
Beaver County	Demolition	\$ 75,000.00	7.5%	100%	Countywide		0.0%	
Beaver County	Emergency Home Improvements	\$ 60,000.00	7.5%	100%	Countywide*		0.0%	
Beaver County Rodent Control	Rodent Control Services	\$ 20,000.00	7.5%	100%	Countywide*		0.0%	
Friendship Ridge	Electronic Medication Admin	\$ 50,000.00	7.5%	100%	Countywide*		0.0%	
HAP Enterprises	Gymnasium Cooling	\$ 19,000.00	7.5%	100%	Countywide*		0.0%	
Housing Authority	Home Improvement Program (HIP)	\$ 715,000.00	7.5%	100%	Countywide*		0.0%	
Job Training	Entrepreneurs Ed. & Individualized Small Busin	\$ 50,000.00	7.5%	100%	Countywide*		0.0%	
Starting Gate	Low Income Technical Assistance	\$ 25,000.00	7.5%	100%	Countywide*		0.0%	
Starting Gate	OVR New Hire Program	\$ 50,000.00	7.5%	100%	Countywide*	\$ 989,000.00	25.3%	
Beaver County	Countywide Streetscape Program	\$ 180,000.00	18.8%	45%	Countywide**		0.0%	
Beaver County	Façade Improvement Program - Various Location	\$ 175,000.00	18.8%	45%	Countywide**		0.0%	
Beaver County	Main Street Network	\$ 150,000.00	18.8%	45%	Countywide**		0.0%	
Beaver County	FIP	\$ 175,000.00	18.8%	45%	Countywide**	\$ 680,000.00	17.4%	
Geneva College	After School Enrichment Program	\$ 65,000.00	7.5%	51%	Countywide***	\$ 65,000.00	1.7%	
Beaver County Minority Coalition	Organizational Capacity Building	\$ 5,000.00	31.5%	60%	Countywide^		0.0%	
Beaver County Minority Coalition	Set Aside	\$ 45,000.00	31.5%	60%	Countywide^	\$ 50,000.00	1.3%	
*Benefits only low and moderate (L/M) income people								
**Benefits L/M income persons in Aliquippa, Ambridge, Beaver, Beaver Falls, Bridgewater, Freedom, midland Monaca, New Brighton and Rochester Borough								
***Benefits L/M income students in the Aliquippa, Beaver Falls, New brighton and Rochester School Districts								
^Benefits L/M income persons in Aliquippa, Beaver Falls and Midland								

MUNICIPALITY or AGENCY	Geographic Distribution by L/M %					Census Tract(s)	Total Funding by Census Tract	% of CDBG Funds
	DESCRIPTION	FUNDING	R/M %	L/M %				
Beaver County	Emergency Home Improvements	\$ 60,000.00	7.5%	100.0%	Countywide*		0.0%	
Beaver County Rodent Control	Rodent Control Services	\$ 20,000.00	7.5%	100.0%	Countywide*		0.0%	
Friendship Ridge	Electronic Medication Admin	\$ 50,000.00	7.5%	100.0%	Countywide*		0.0%	
HAP Enterprises	Gymnasium Cooling	\$ 19,000.00	7.5%	100.0%	Countywide*		0.0%	
Housing Authority	Home Improvement Program (HIP)	\$ 715,000.00	7.5%	100.0%	Countywide*		0.0%	
Job Training	Entrepreneurs Ed. & Individualized Small Busin	\$ 50,000.00	7.5%	100.0%	Countywide*		0.0%	
Starting Gate	Low Income Technical Assistance	\$ 25,000.00	7.5%	100.0%	Countywide*		0.0%	
Starting Gate	OVR New Hire Program	\$ 50,000.00	7.5%	100.0%	Countywide*	\$ 989,000.00	25.3%	
Beaver Falls, City of	Paving Project	\$ 75,000.00	23.3%	67.0%	6012	\$ 75,000.00	1.8%	
Pulaski Township	Public Service-Emergency Response Project	\$ 34,500.00	4.6%	61.0%	6016	\$ 34,500.00	0.9%	
Carnegie Free Library of Midland	Library Improvements	\$ 25,000.00	24.3%	61.0%	6028		0.0%	
Midland Borough	Road Program	\$ 50,000.00	24.3%	61.0%	6028		0.0%	
Midland Borough	Combined Sewer System Improvements	\$ 25,000.00	24.3%	61.0%	6028		0.0%	
Midland Heights Homes	MHH Main Gas Line Repair	\$ 50,000.00	24.3%	61.0%	6028		0.0%	
Midland Municipal Authority	Water Filter Upgrade at Water Processing Plant	\$ 80,000.00	24.3%	61.0%	6028	\$ 230,000.00	5.9%	
Center for Creative Arts Expression (CCA)	ACCESS ART Renovation(ADA)	\$ 10,000.00	24.3%	61.0%	6011, 6012, 6013	\$ 10,000.00	0.3%	
New Brighton Borough	Townsend Park Sidewalks	\$ 75,000.00	13.3%	61%	6014, 6015	\$ 75,000.00	1.9%	
Beaver County Minority Coalition	Organizational Capacity Building	\$ 5,000.00	31.5%	60%	Countywide^		0.0%	
Beaver County Minority Coalition	Set Aside	\$ 45,000.00	31.5%	60%	Countywide^	\$ 50,000.00	1.3%	
Beaver County	Section 108 Loan Repayment - Streetscape	\$ 620,503.40	15.7%	59%	6040, 6041, 6028, 6014, 6015	\$ 620,503.40	15.8%	
Aliquippa Municipal Water Authority	Sheffield Terrace Tank Rehabilitation	\$ 55,000.00	41.7%	59%	6043, 6045, 6046		0.0%	
Aliquippa School District	Elementary Playground	\$ 50,000.00	41.7%	59%	6043, 6045, 6046		0.0%	
Aliquippa, City of	Demolition Clearing-Residential	\$ 75,000.00	41.7%	59%	6043, 6045, 6046		0.0%	
B.F. Jones Memorial Library (Aliquippa)	Historic Window Preservation and Weatherization	\$ 15,000.00	41.7%	59%	6043, 6045, 6046	\$ 195,000.00	5.0%	
Ambridge Borough	Elm Road Improvements	\$ 50,000.00	14.4%	57%	6040		0.0%	
Ambridge Borough Municipal Authority	Vactor Truck Receiving Station	\$ 50,000.00	14.4%	57%	6040	\$ 100,000.00	2.6%	
South Heights Borough	Uptown Project	\$ 50,000.00	2.4%	57%	6048	\$ 50,000.00	1.3%	
Big Beaver Falls Area School District	Concession Stand Restrooms	\$ 25,000.00	16.7%	56%	6004, 6005, 6009, 6011, 6012, 6013, 6017	\$ 25,000.00	0.6%	
Freedom Borough	Freedom Borough Street Repavement Project #20	\$ 50,000.00	7.2%	54%	6035	\$ 50,000.00	1.3%	
Rochester Borough	Irvin Avenue (Clay to Harmony)	\$ 75,000.00	16.2%	53%	6021	\$ 75,000.00	1.9%	
Geneva College	After School Enrichment Program	\$ 65,000.00	7.5%	51%	Countywide***	\$ 65,000.00	1.7%	
Fallston Borough	Beaver Street Storm Sewer	\$ 50,000.00	15.2%	51%	6015	\$ 50,000.00	1.3%	
Beaver County	Countywide Streetscape Program	\$ 180,000.00	18.8%	45%	Countywide**		0.0%	
Beaver County	Façade Improvement Program - Various Location	\$ 175,000.00	18.8%	45%	Countywide**		0.0%	
Beaver County	Main Street Network	\$ 150,000.00	18.8%	45%	Countywide**		0.0%	
Beaver County	FIP	\$ 175,000.00	18.8%	45%	Countywide**	\$ 680,000.00	17.4%	
Monaca Borough	ADA Compliant Curb Ramp Installation	\$ 50,000.00	4.3%	44%	6033	\$ 50,000.00	1.3%	
Rochester Township	Traffic and Weight Study	\$ 45,000.00	4.9%	42%	6019	\$ 45,000.00	1.1%	
Beaver County	Demolition	\$ 75,000.00	7.5%	41%	Countywide		0.0%	
Beaver County	Program Administration Costs	\$ 628,177.13	7.5%	41%	Countywide		0.0%	
Beaver County	Fair Housing	\$ 20,000.00	7.5%	41%	Countywide		0.0%	
Beaver County Agricultural Land Preservation E	Proposal Farm Land Ranking ArcGIS tool	\$ 15,000.00	7.5%	41%	Countywide	\$ 663,177.13	16.9%	
CED	Bridgewater Trail North Phase II	\$ 200,000.00	11.0%	39%	6022	\$ 200,000.00	5.1%	
Harmony Township	Highview Avenue	\$ 35,000.00	2.5%	39%	6039	\$ 35,000.00	0.9%	
Potter Township	ACT 537 Sewage Facilities Plan	\$ 28,000.00	0.9%	34%	6031	\$ 28,000.00	0.7%	
*Benefits only low and moderate (L/M) income people								
**Benefits L/M income persons in Aliquippa, Ambridge, Beaver, Beaver Falls, Bridgewater, Freedom, midland Monaca, New Brighton and Rochester Borough								
***Benefits L/M income students in the Aliquippa, Beaver Falls, New Brighton and Rochester School Districts								
^Benefits L/M income persons in Aliquippa, Beaver Falls and Midland								

MUNICIPALITY or AGENCY	Geographic Distribution by R/M %					Census Tract(s)	Total Funding by Census Tract	% of CDBG Funds
	DESCRIPTION	FUNDING	R/M %	L/M %				
Aliquippa Municipal Water Authority	Sheffield Terrace Tank Rehabilitation	\$ 55,000.00	41.7%	59%	6043, 6045, 6046		0.0%	
Aliquippa School District	Elementary Playground	\$ 50,000.00	41.7%	59%	6043, 6045, 6046		0.0%	
Aliquippa, City of	Demolition Clearing-Residential	\$ 75,000.00	41.7%	59%	6043, 6045, 6046		0.0%	
B.F. Jones Memorial Library (Aliquippa)	Historic Window Preservation and Weatherization	\$ 15,000.00	41.7%	59%	6043, 6045, 6046	\$ 195,000.00	5.0%	
Beaver County Minority Coalition	Organizational Capacity Building	\$ 5,000.00	31.5%	60%	Countywide^		0.0%	
Beaver County Minority Coalition	Set Aside	\$ 45,000.00	31.5%	60%	Countywide^	\$ 50,000.00	1.3%	
Carnegie Free Library of Midland	Library Improvements	\$ 25,000.00	24.3%	61%	6028		0.0%	
Midland Borough	Road Program	\$ 50,000.00	24.3%	61%	6028		0.0%	
Midland Borough	Combined Sewer System Improvements	\$ 25,000.00	24.3%	61%	6028		0.0%	
Midland Heights Homes	MHH Main Gas Line Repair	\$ 50,000.00	24.3%	61%	6028		0.0%	
Midland Municipal Authority	Water Filter Upgrade at Water Processing Plant	\$ 80,000.00	24.3%	61%	6028	\$ 230,000.00	5.9%	
Center for Creative Arts Expression (CCA)	ACCESS ART Renovation(ADA)	\$ 10,000.00	24.3%	61%	6011, 6012, 6013	\$ 10,000.00	0.3%	
Beaver Falls, City of	Paving Project	\$ 75,000.00	23.3%	67%	6012	\$ 75,000.00	1.8%	
Beaver County	Countywide Streetscape Program	\$ 180,000.00	18.8%	45%	Countywide**		0.0%	
Beaver County	Facade Improvement Program - Various Location	\$ 175,000.00	18.8%	45%	Countywide**		0.0%	
Beaver County	Main Street Network	\$ 150,000.00	18.8%	45%	Countywide**		0.0%	
Beaver County	FIP	\$ 175,000.00	18.8%	45%	Countywide**	\$ 680,000.00	17.4%	
Big Beaver Falls Area School District	Concession Stand Restrooms	\$ 25,000.00	16.7%	56%	6004, 6005, 6009, 6011, 6012, 6013, 6017	\$ 25,000.00	0.6%	
Rochester Borough	Irvin Avenue (Clay to Harmony)	\$ 75,000.00	16.2%	53%	6021	\$ 75,000.00	1.9%	
Beaver County	Section 108 Loan Repayment - Streetscape	\$ 620,503.40	15.7%	59%	6040, 6041, 6028, 6014, 6015	\$ 620,503.40	15.8%	
Fallston Borough	Beaver Street Storm Sewer	\$ 50,000.00	15.2%	50%	6015	\$ 50,000.00	1.3%	
Ambridge Borough	Elm Road Improvements	\$ 50,000.00	14.4%	57%	6040		0.0%	
Ambridge Borough Municipal Authority	Vector Truck Receiving Station	\$ 50,000.00	14.4%	57%	6040	\$ 100,000.00	2.6%	
New Brighton Borough	Townsend Park Sidewalks	\$ 75,000.00	13.3%	61%	6014, 6015	\$ 75,000.00	1.9%	
CEC	Bridgewater Trail North Phase II	\$ 200,000.00	11.0%	39%	6022	\$ 200,000.00	5.1%	
Beaver County	Emergency Home Improvements	\$ 60,000.00	7.5%	100%	Countywide*		0.0%	
Beaver County Rodent Control	Rodent Control Services	\$ 20,000.00	7.5%	100%	Countywide*		0.0%	
Friendship Ridge	Electronic Medication Admin	\$ 50,000.00	7.5%	100%	Countywide*		0.0%	
HAP Enterprises	Gymnasium Cooling	\$ 19,000.00	7.5%	100%	Countywide*		0.0%	
Housing Authority	Home Improvement Program (HIP)	\$ 715,000.00	7.5%	100%	Countywide*		0.0%	
Job Training	Entrepreneurship Ed. & Individualized Small Busin	\$ 50,000.00	7.5%	100%	Countywide*		0.0%	
Starting Gate	Low Income Technical Assistance	\$ 25,000.00	7.5%	100%	Countywide*		0.0%	
Starting Gate	OVR New Hire Program	\$ 50,000.00	7.5%	100%	Countywide*	\$ 1,189,000.00	30.4%	
Geneva College	After School Enrichment Program	\$ 65,000.00	7.5%	51%	Countywide***	\$ 65,000.00	1.7%	
Beaver County	Demolition	\$ 75,000.00	7.5%	41%	Countywide		0.0%	
Beaver County	Program Administration Costs	\$ 628,177.13	7.5%	41%	Countywide		0.0%	
Beaver County	Fair Housing	\$ 20,000.00	7.5%	41%	Countywide		0.0%	
Beaver County Agricultural Land Preservation E	Proposal Farm Land Ranking ArcGIS tool	\$ 15,000.00	7.5%	41%	Countywide	\$ 663,177.13	16.9%	
Freedom Borough	Freedom Borough Street Repavement Project #20	\$ 50,000.00	7.2%	54%	6035	\$ 50,000.00	1.3%	
Rochester Township	Traffic and Weight Study	\$ 45,000.00	4.9%	42%	6019	\$ 45,000.00	1.1%	
Pulaski Township	Public Service-Emergency Response Project	\$ 34,500.00	4.6%	61%	6016	\$ 34,500.00	0.9%	
Monaca Borough	ADA Compliant Curb Ramp Installation	\$ 50,000.00	4.3%	44%	6033	\$ 50,000.00	1.3%	
Harmony Township	Highview Avenue	\$ 35,000.00	2.5%	39%	6039	\$ 35,000.00	0.9%	
South Heights Borough	Uptown Project	\$ 50,000.00	2.4%	57%	6048	\$ 50,000.00	1.3%	
Potter Township	ACT 537 Sewage Facilities Plan	\$ 28,000.00	0.9%	34%	6031	\$ 28,000.00	0.7%	
*Benefits only low and moderate (L/M) income people								
**Benefits L/M income persons in Aliquippa, Ambridge, Beaver, Beaver Falls, Bridgewater, Freedom, midland Monaca, New Brighton and Rochester Borough								
***Benefits L/M income students in the Aliquippa, Beaver Falls, New brighton and Rochester School Districts								
^Benefits L/M income persons in Aliquippa, Beaver Falls and Midland								

RESOLUTION NO. 062410-04

A RESOLUTION OF THE BOARD OF COMMISSIONERS OF THE COUNTY OF BEAVER IN THE COMMONWEALTH OF PENNSYLVANIA, APPROVING THE FUNDING APPROVAL/AGREEMENT BETWEEN THE COUNTY OF BEAVER AND THE U.S. DEPARTMENT OF HOUSING AND URBAN DEVELOPMENT, FOR A GRANT IN THE AMOUNT OF \$5,764,344.00, TO BE USED FOR THE CONSOLIDATED PLAN ANNUAL PLAN AND BUDGET FOR FISCAL YEAR 2010 FOR THE COMMUNITY DEVELOPMENT BLOCK GRANT (CDBG) - (\$4,218,691.00), COMMUNITY DEVELOPMENT BLOCK GRANT PROGRAM INCOME - (\$220,000.00), COMMUNITY DEVELOPMENT BLOCK GRANT REPROGRAMMED FUNDS - (\$81,489.00), HOME INVESTMENT PARTNERSHIP (HOME) - (\$847,268.00), EMERGENCY SHELTER GRANT (ESG) - (170,441.00), AND ACT 137 - (226,455.00);

WHEREAS, the County of Beaver is a grantee and recipient of Community Development Block Grant Program funds under Title I of the Federal Housing and Community Development Act of 1974, P.L. 93-383, as amended, and as such is empowered to approve and implement projects under the same; and

WHEREAS, the County has entered into a contract with the United States of America, for participation in the Community Development Block Grant Program, under Title I of the Housing and Community Development Act of 1974, as amended; and

NOW, THEREFORE, BE IT RESOLVED by the Board of Commissioners of the County of Beaver, a fourth class county under the laws of the Commonwealth of Pennsylvania, AND IT IS HEREBY RESOLVED:

1. That, pursuant to the recommendation of Lisa E. Signore, Director of the Community Development Block Grant Program, a copy of which is annexed hereto and by reference made a part hereof, approving the funding approval/agreement between the County of Beaver and the U.S. Department of Housing and Urban Development, for a grant

in the amount of \$5,764,344.00, to be used for the Consolidated Plan Annual Plan and budget for fiscal year 2010 for the Community Development Block Grant (CDBG) – (\$4,218,691.00), Community Development Block Grant Program Income – (\$220,000.00), Community Development Block Grant Reprogrammed Funds – (\$81,489.00), Home Investment Partnership (HOME) – (\$847,268.00), Emergency Shelter Grant (ESG) – (170,441.00), and Act 137 – (226,455.00), a copy of which is annexed hereto and by reference made a part hereof, is hereby approved.

2. That the Board of Commissioners, for and on behalf of the County of Beaver, is hereby authorized to execute one duplicate counterparts of said Agreement and the Chief Clerk is hereby directed to attest the due execution thereof and to affix the Seal of the County of Beaver thereto.

3. That, following the proper execution, attestation and ensembling of said duplicate counterparts of said Agreement, the Chief Clerk is hereby directed to cause delivery of the same to be made as follows: The original to the Controller of the County of Beaver.

Adopted this 24th day of June, 2010.

BOARD OF COMMISSIONERS OF
THE COUNTY OF BEAVER

(SEAL)

ATTEST:

Chief Clerk

Approved As To Legal Form:

County Solicitor's Office

Tony Amadio
Tony Amadio, Chairman

Joe Spanik
Joe Spanik

Charles A. Camp
Charles A. Camp

CDBG Funded Activities

<u>Aliquippa Municipal Water Authority</u> Sheffield Terrace Tank Rehabilitation	\$105,000.00
<u>Aliquippa, City of</u> Demolition Clearing-Residential	\$75,000.00
<u>Aliquippa School District</u> Elementary Playground	\$50,000.00
<u>Ambridge Borough</u> Elm Road Improvements	\$50,000.00
<u>Ambridge Borough Municipal Authority</u> Vactor Truck Receiving Station	\$50,000.00
<u>B.F. Jones Memorial Library (Aliquippa)</u> Historic Window Preservation and Weatherization	\$15,000.00
<u>Beaver County Agricultural Land Preservation Board</u> Proposal Farm Land Ranking ArcGIS tool	\$15,000.00
<u>Beaver County Minority Coalition</u> Organizational Capacity Building Set Aside	\$5,000.00 \$45,000.00
<u>Beaver County Rodent Control</u> Rodent Control Services	\$20,000.00
<u>Beaver Falls, City of</u> Paving Project	\$75,000.00
<u>Big Beaver Falls Area School District</u> Concession Stand Restrooms	\$25,000.00
<u>Carnegie Free Library of Midland</u> Library Improvements	\$25,000.00
<u>CED</u> Bridgewater Trail North Phase II	\$200,000.00
<u>Center for Creative Arts Expression (CCAЕ)</u> ACCESS ART Renovation ADA	\$10,000.00
<u>Fallston Borough</u> Beaver Street Storm Sewer	\$50,000.00
<u>Freedom Borough</u> Freedom Borough Street Repavement Project	\$50,000.00
<u>Friendship Ridge</u> Electronic Medication Administration Record (eMAR)	\$50,000.00
<u>Geneva College</u> After School Enrichment Program	\$65,000.00
<u>HAP Enterprises</u> Gymnasium Cooling	\$19,000.00
<u>Harmony Township</u> Highview Avenue	\$35,000.00
<u>Housing Authority</u> Home Improvement Program (HIP)	\$715,000.00
<u>Job Training</u> Entrepreneurship Ed. & Individualized Small Business Dev. Assistance	\$50,000.00
<u>Midland Borough</u> Road Program Combined Sewer System Improvements	\$50,000.00 \$25,000.00
<u>Midland Heights Homes</u> MHH Main Gas Line Repair	\$50,000.00
<u>Monaca Borough</u> ADA Compliant Curb Ramp Installation	\$50,000.00
<u>Municipal Authority Borough of Midland</u> Water Filter Upgrade at Water Processing Plant	\$80,000.00
<u>New Brighton Borough</u> Townsend Park Sidewalks	\$75,000.00
<u>Potter Township</u> ACT 537 Sewage Facilities Plan	\$28,000.00
<u>Pulaski Township</u> Public Service-Emergency Response Project	\$34,500.00
<u>Rochester Borough</u> Irvin Avenue (Deer to Clay) Irvin Avenue (Clay to Harmony)	\$50,000.00 \$25,000.00
<u>Rochester Township</u> Traffic and Weight Study	\$45,000.00
<u>South Heights Borough</u> Uptown Project	\$50,000.00
<u>Starting Gate</u> OVR New Hire Program Low Income Technical Assistance	\$50,000.00 \$25,000.00
<u>Beaver County</u> Emergency Home Improvements Program Administration Costs Section 108 Loan Repayment - Streetscape Countywide Streetscape Program Façade Improvement Program - Various Locations	\$ 60,000.00 \$628,176.00 \$620,504.00 \$180,000.00 \$350,000.00

Main Street Network		\$150,000.00
Demolition		\$ 75,000.00
Fair Housing		\$ 20,000.00
Total CDBG Projects		\$4,520,180.00
	HOME Funded Activities	
HOME Grant Administration		\$ 84,726.00
CHDO Operations		\$ 42,363.00
CHDO Set Aside		\$127,090.00
Other Home Funded Activities		\$593,089.00
Total HOME Funded Activities		\$847,268.00
	ESG Funded Activities	
ESG Grant Administration		\$ 8,500.00
Shelter Operations and Supportive Services		\$161,941.00
Total ESG Funded Activities		\$170,441.00
	Act 137 Funded Activities	
TBRA Operating		\$ 20,000.00
Housing Specialist		\$ 40,000.00
Housing Opportunities of Beaver County/Homebuyers Assistance Program		\$166,455.00
Total Act 137 Funded Activities		\$226,455.00

COMMUNITY DEVELOPMENT PROGRAM OF BEAVER COUNTY



Board of Commissioners
Tony Amadio, Chairman
Joe Spanik
Charles A. Camp

TO: Myron Sainovich, Chief Solicitor
County of Beaver

FROM: Lisa E. Signore, Director
Community Development Program

DATE: June 10, 2010

RE: Resolution Request
Consolidated Plan

COMMUNITY DEVELOPMENT
PROGRAM OF
BEAVER COUNTY

1013 Eighth Avenue
Beaver Falls, PA 15010

724-847-3889
800-339-0984
724-847-3861 FAX
www.cdbg.info

In accordance with the Law Department's procedures for the preparation of resolutions, I am submitting the following information with the enclosed Resolution Request Form.

Annually, Beaver County receives funding from the U. S. Department of Housing and Urban Development (HUD) under the Community Development Block Grant Program, the Home Investment Partnership (HOME) and the Emergency Shelter Grant Program (ESG) to carry out a variety of housing and community development activities to benefit Beaver County residents. In order to receive these grants, the County must submit an Annual Plan (FY 2010) and budget. The Annual Plan contains a list of proposed activities that will address the overall goals and objectives in the five-year plan.

The fiscal year 2008 proposed plan and list of activities was published in the Beaver County Times on May 19, 2010. Public hearings on the plan were held May 4, 2010 and June 4, 2010. The plan has been on display since May 20, 2010 at various locations in the County to allow for public review and comment.

In order to complete the application process and prior to submitting to HUD, the plan must be presented to the Board of County Commissioners at a public meeting and approved by resolution.

Therefore, you are requested to prepare a resolution to be presented to the Board of County Commissioners for their consideration and action.

If you have any questions, please contact me at your convenience.

LES/lat

Attachments

RESOLUTION REQUEST FORM

THIS FORM MUST BE SUBMITTED AND FULLY COMPLETED WITH APPROPRIATE DOUCMENTS, SENT TO THE BOARD OF COMMISSIONERS FOR THEIR REVIEW AND INITIALS, THEN SENT TO THE LAW DEPARTMENT NO LATER THAN 12:00 NOON THE THURSDAY BEFORE THE COMMISSIONERS' MEETING FOR WHICH A RESOLUTION IS REQUESTED TO BE EXECUTED.

PLEASE FILL OUT COMPLETELY

Date: June 21, 2010

Name: Lisa E. Signore

Your Title: Director

Funding involved: \$ 4,218,691 CDBG, \$220,000 CDBG program income, \$81,489 CDBG reprogrammed funds, \$847,268 HOME, \$170,441 ESG, \$226,455 Act 137

IF THIS IS AN AGREEMENT SPECIFICALLY FUNDED BY FEDERAL MONIES OR FEDERAL MONIES PASSED THROUGH THE STATE, THE FOLLOWING LINE MUST BE COMPLETED.

State/Federal Funding Agency: US Department of Housing and Urban Development

County's Funding Contribution: \$ 0

Municipal Funding Contribution: \$ _____

TYPE OF RESOLUTION:

- Original (X)
- Extension ()
- Amendment ()

PREVIOUS RELATED RESOLUTION:

- Prior Resolution No. _____
- Prior Resolution No. _____
- Prior Resolution No. _____

IF A CONTRACT IS INVOLVED:

Parties: N/A CDBG-HOME-ESG and Act 137 Federal Application for Funds

Term: September 1, 2010 to August 31, 2011

PLEASE CHECK THE APPROPRIATE BOX:

- THIS CONTRACT HAS BEEN REVIEWED AND IS IN COMPLIANCE WITH THE STABILIZATION AGREEMENT.
- THIS CONTRACT HAS BEEN REVIEWED AND THE STABILIZATION AGREEMENT DOES NOT APPLY.

IF A PROJECT/PROGRAM IS INVOLVED:

Title: Consolidated Plan

For Year: F.Y. 2010

BRIEF DESCRIPTION OF SERVICE:

Annual Plan (FY 2010) and budget for the Community Development Block Grant (CDBG) Program, Home Investment partnership (HOME) Program, Emergency Shelter Grant (ESG) Program and Act 137 Funds

TOTAL NUMBER OF DOCUMENTS NEEDED AND PROVIDED TO THE LAW DEPARTMENT:

Quantity: 1 To be Sent to: County (Original)
 Quantity: _____ To be Sent to: _____
 Quantity: _____ To be Sent to: _____

REGULATIONS INVOLVED/ADDITIONAL INFORMATION:


Approved by the Board of Commissioners

Tony Amadio, Chairman _____

Joé Spanik _____

Charles A. Camp _____

Date: _____



 Signature of Department Head

MICROFILM CRITERIA FORM

THIS FORM MUST BE SUBMITTED AND FULLY COMPLETED WITH THE RESOLUTION REQUEST FORM. ALL FORMS ALONG WITH ANY OTHER SUPPORTING DOCUMENTS MUST BE SUBMITTED BY 12:00 NOON THE THURSDAY BEFORE THE COMMISSIONER'S PUBLIC MEETING. FILL OUT ALL AREAS UNLESS OTHERWISE DIRECTED.

Resolution No. * 062410-04 Original Resolution No. _____

Originating Department: Community Development Program

Benefiting Department: _____
 Maximum of 4 departments) _____

Vendor/Provider Name: Consolidated PLAN - HUD
 Please provide the exact name of the vendor/provider as it is written on the Agreement)

CDFA No. _____

Category of Services (Please circle or highlight **ONE** from below)

CONSTRUCTION	PURCHASES	OTHER	PROFESSIONAL	DAYCARE	GRANTS
General Contractor	Computer Equipment	Labor Contracts	Human Services Provider	Unregulated	Budget
Plumbing	Office Equipment	Policy	Accounting/Audits	In-Home	Agreement
Electrical	Furniture	Ordinance	Consulting	Interim	Sub-recipient
HVAC	Medical Supplies	Lease	Engineering	Family	
Demolition	Office Supplies	Intern	Architectural	Group	
Paving	Janitorial Supplies	Insurance	Legal	Center	
Landscaping	Vehicles	Commissioner Sale	Health Provider		
Facade Improvement	Jail Clothing & Linens	Tax Exoneration	Supplemental Nurse Staffing	NON-PROFESSIONAL	FINANCIAL
Bridge Encumbrance	Computer Software	Hospital Transfer Agreement	Maintenance Contracts	Cleaning	Line Item Transfer
Data Cabling	License Agreement	E-911 Service Agreement	Institutional Placements	Refuse/Recyclable Removal	Budget
Rehabilitation	Food Contract	Park Regulations	Marketing	Printing	Letter of Credit
	Uniforms	Court Settlement	Appraisal Services	Security	Bonds
		Affiliation Agreement			Funding Assistance
		Ancillary Services			Loan Anticipation Note
		County Auction			
		Proclamation			

* This area will be filled out by the Law Department

MINUTES FROM PUBLIC HEARING ON NEEDS

FY 2010 ACTION PLAN FOR HOUSING
AND COMMUNITY DEVELOPMENT PROGRAMS

Commissioners Meeting Room, Beaver County Courthouse
10 AM
June 4, 2010

Attendees: Lisa Troiani, Deputy Director, Rita Rizos

Purpose To receive comments about the proposed activities to be funded under the F.Y. 2010 Community Development Block Grant Program, the HOME Program, the Emergency Shelter Grant Program and the Act 137 Affordable Housing Program.

Second public hearing regarding the 2010 Consolidated Plan. First hearing was held Monday, May 4, 2010 for the purpose of receiving input regarding community development and housing needs.

Consolidated Plan A proposed list of project activities under the 2010 Consolidated Plan Funding Strategy was published in the Beaver County Times on May 19, 2010 and was placed on display at various locations throughout the County from May 19, 2010 – June 19, 2010.

Amounts

CDBG, HOME & ESG HUD Entitlement

CDBG Reprogrammed Funds	\$81,489
2010 CDBG Entitlement Grant	\$4,520,180
2010 HOME Entitlement Grant	\$847,268
2010 ESG Entitlement Grant	\$170,441
Anticipated FY 2010 CDBG Program Income	\$220,000
Total for CDBG, HOME & ESG HUD Entitlement	<u>\$5,839,378</u>

Non-HUD Entitlement

2010 Act 137 Funds	\$226,455
2010 Supportive Housing & Shelter Plus Care (received)	\$1,328,688
2010 State ESG Funds	\$51,250
State HAP (Homeless Assistance Program)	\$161,459
Work Ready (Formerly Supported Work Program)	\$176,141
State CSBG (Community Services Block Grant)	\$398,499
Total for Non-HUD Entitlement	<u>\$2,342,490</u>

Beaver County through Community Development Program **\$8,181,868**

Low Income Housing Tax Credits

Friendship Commons (Awarded) **\$2,100,000**

Section 8 Funds (Total) **\$2,760,301**

Total of Funds available throughout the jurisdiction **\$13,042,169**

Applications There were 64 separate entities that submitted requests for CDBG funds.
There were 106 project requests.
The amount of the requests totaled \$7,035,149.32

Final Approval Following today's hearing the Consolidated Plan will be presented to the Board of County Commissioners at the June 24, 2010 public meeting for official approval. The Commissioners have given preliminary approval to the plan prior to publishing in the newspaper. The Plan will be submitted to HUD by July 17, 2010 for its review and approval.

The Program Year begins September 1, 2010.

Public Hearing on Needs
Friday June 4, 2010

	Name	Organization	E-mail Address
1	Lisa Tomari	Community Development Dept	lertoriana@beavercounty.pa.gov
2	Rita Rizzo	Community Development Dept	arizos@beavercounty.pa.gov
3			
4			
5			
6			
7			
8			
9			
10			
11			
12			
13			
14			
15			
16			
17			
18			
19			

Purpose To receive comments about the proposed activities to be funded under the F.Y. 2010 Community Development Block Grant Program, the HOME Program, the Emergency Shelter Grant Program and the Act 137 Affordable Housing Program.

Second public hearing regarding the 2010 Consolidated Plan. First hearing was held Monday, May 4, 2010 for the purpose of receiving input regarding community development and housing needs.

Consolidated Plan A proposed list of project activities under the 2010 Consolidated Plan Funding Strategy was published in the Beaver County Times on May 19, 2010 and was placed on display at various locations throughout the County from May 19, 2010 – June 19, 2010.

Amounts

CDBG, HOME & ESG HUD Entitlement

CDBG Reprogrammed Funds	\$81,489
2010 CDBG Entitlement Grant	\$4,520,180
2010 HOME Entitlement Grant	\$847,268
2010 ESG Entitlement Grant	\$170,441
Anticipated FY 2010 CDBG Program Income	\$220,000
Total for CDBG, HOME & ESG HUD Entitlement	<u>\$5,839,378</u>

Non-HUD Entitlement

2010 Act 137 Funds	\$226,455
2010 Supportive Housing & Shelter Plus Care (received)	\$1,328,688
2010 State ESG Funds	\$51,250
State HAP (Homeless Assistance Program)	\$161,459
Work Ready (Formerly Supported Work Program)	\$176,141
State CSBG (Community Services Block Grant)	\$398,499
Total for Non-HUD Entitlement	<u>\$2,342,490</u>

Beaver County through Community Development Program **\$8,181,868**

Low Income Housing Tax Credits

Friendship Commons (Awarded) **\$2,100,000**

Section 8 Funds (Total) **\$2,760,301**

Total of Funds available throughout the jurisdiction **\$13,042,169**

Applications There were 64 separate entities that submitted requests for CDBG funds.
There were 106 project requests.
The amount of the requests totaled \$7,035,149.32

Final Approval Following today's hearing the Consolidated Plan will be presented to the Board of County Commissioners at the June 24, 2010 public meeting for official approval. The Commissioners have given preliminary approval to the plan prior to publishing in the newspaper. The Plan will be submitted to HUD by July 17, 2010 for its review and approval.

The Program Year begins September 1, 2010.

"HANDOUTS"

PUBLIC NOTICE PROPOSED FIVE YEAR CONSOLIDATED PLAN FOR FY 2010-2014 AND FUNDING APPLICATION FOR FY 2010

In accordance with the federal regulations at 24 CFR, Parts 91 et al., the County of Beaver is required to prepare and submit a Consolidated Plan for its Housing and Community Development Programs to the U.S. Department of Housing and Urban Development (HUD). Notice is hereby given by the County of Beaver that a proposed Consolidated Plan has been prepared, and the County intends to apply for \$4,218,691 in federal Community Development Block Grant (CDBG) funds, \$170,441 in Emergency Shelter Grant (ESG) funds, and \$847,266 in HOME funds for FY 2010. In addition, the County anticipates the receipt of program income in the amount of \$220,000. The County intends to use these funds plus \$81,469 of reprogrammed CDBG funds and \$226,455 of Act 137 Affordable Housing Fund monies to fund the Consolidated Plan projects.

In order to obtain the views of citizens, public agencies and other interested parties, the County of Beaver has placed its proposed Five Year Consolidated Plan for FY 2010-2014 and proposed use of funds for FY 2010 on display in the following locations during normal operational hours:

1. Community Development Program of Beaver County, 1013 Eighth Avenue, Beaver Falls, PA
2. Beaver County Commissioners Office, County Courthouse, 810 Third Street, Beaver, PA
3. Housing Authority of Beaver County, 300 State Street, Vanport, PA
4. B. F. Jones Memorial Library, 663 Franklin Avenue, Aliquippa, PA
5. Carnegie Free Library, 1301 Seventh Avenue, Beaver Falls, PA
6. Carnegie Free Library, 61 Ninth Street, Midland, PA

The information will be available for review for 30 days beginning May 20, 2010. Public comment on the proposed Consolidated Plan can be directed to the Community Development Program of Beaver County, 1013 Eighth Avenue, Beaver Falls, PA 15010. Public comment must be received no later than June 21, 2010.

The Five Year Consolidated Plan for FY 2010-2014 and the proposed use of funds for FY 2010 contains the following major components:

1. Identification of federal and non-federal resources reasonably expected to be made available during the program year to undertake activities identified in the five year Consolidated Plan.
2. A list of activities to be undertaken during the program year to address community development and housing needs including the geographic distribution of activities to be completed.
3. Identification of homeless and special needs activities to be undertaken during the annual program period.

Beaver County proposes the following FY 2010 Consolidated Plan Funding Strategy:

CDBG Funded Activities

Aliquippa Municipal Water Authority	
Sheffield Terrace Tank Rehabilitation	\$105,000.00
Aliquippa, City of	
Demolition Clearing-Residential	\$75,000.00
Aliquippa School District	
Elementary Playground	\$50,000.00
Ambridge Borough	
Elm Road Improvements	\$50,000.00
Ambridge Borough Municipal Authority	
Vector Truck Receiving Station	\$50,000.00
B.F. Jones Memorial Library (Aliquippa)	
Historic Window Preservation and Weatherization	\$15,000.00
Beaver County Agricultural Land Preservation Board	
Proposal Farm Land Banking ArcGIS tool	\$15,000.00
Beaver County Minority Coalition	
Organizational Capacity Building	\$5,000.00
Set Aside	\$45,000.00
Beaver County Rodent Control	
Rodent Control Services	\$20,000.00
Beaver Falls, City of	
Paving Project	\$75,000.00
Big Beaver Falls Area School District	
Concession Stand Restrooms	\$25,000.00
Carnegie Free Library of Midland	
Library Improvements	\$25,000.00
CFD	
Bridgewater Trail North Phase II	\$200,000.00
Center for Creative Arts Expression (CCA)	
ACCESS ART Renovation ADA	\$10,000.00
Fallston Borough	
Beaver Street Storm Sewer	\$50,000.00
Freedom Borough	
Freedom Borough Street Repavement Project	\$50,000.00
Friendship Ridge	
Electronic Medication Administration Record (eMAR)	\$50,000.00
Geneva College	
After School Enrichment Program	\$65,000.00
HAP Enterprises	
Gymnasium Cooling	\$19,000.00
Harmony Township	
Highview Avenue	\$35,000.00
Housing Authority	
Home Improvement Program (HIP)	\$715,000.00
Job Training	
Entrepreneurship Ed. & Individualized	
Small Business Dev. Assistance	\$50,000.00
Midland Borough	
Road Program	\$50,000.00
Combined Sewer System Improvements	\$25,000.00

Midland Heights Homes

MHH Main Gas Line Repair	\$50,000.00
Monaca Borough	
ADA Compliant Curb Ramp Installation	\$50,000.00
Municipal Authority Borough of Midland	
Water Filter Upgrade at Water Processing Plant	\$80,000.00
New Brighton Borough	
Townsend Park Sidewalks	\$75,000.00
Peter Township	
ACT 537 Sewage Facilities Plan	\$28,000.00
Pulaski Township	
Public Service-Emergency Response Project	\$34,500.00
Rochester Borough	
Irvin Avenue (Deer to Clay)	\$50,000.00
Irvin Avenue (Clay to Harmony)	\$25,000.00
Rochester Township	
Traffic and Weight Study	\$45,000.00
South Heights Borough	
Uptown Project	\$50,000.00
Starting Gate	
OVR New Hire Program	\$50,000.00
Low Income Technical Assistance	\$25,000.00
Beaver County	
Emergency Home Improvements	\$ 60,000.00
Program Administration Costs	\$628,176.00
Section 108 Loan Repayment - Streetscape	\$620,504.00
Countywide Streetscape Program	\$180,000.00
Facade Improvement Program - Various Locations	\$350,000.00
Main Street Network	\$150,000.00
Demolition	\$ 75,000.00
Fair Housing	\$ 20,000.00
Total CDBG Projects	\$4,520,180.00

HOME Funded Activities

HOME Grant Administration	\$ 84,726.00
CHDO Operations	\$ 42,363.00
CHDO Set Aside	\$127,090.00
Other HOME Funded Activities	\$593,089.00
Total HOME Funded Activities	\$847,268.00

ESG Funded Activities

ESG Grant Administration	\$ 8,500.00
Shelter Operations and Supportive Services	\$161,941.00
Total ESG Funded Activities	\$170,441.00

Act 137 Funded Activities

TBRA Operating	\$ 20,000.00
Housing Specialist	\$ 40,000.00
Housing Opportunities of Beaver County/Homebuyers	
Assistance Program	\$166,455.00
Total Act 137 Funded Activities	\$226,455.00

The Five Year Consolidated Plan for FY 2010-2014 and proposed use of funds for FY 2010 was developed after conducting meetings with local housing and homeless providers, a survey of citizens and of local housing and homeless providers, public hearings in accordance with the Citizen Participation Plan and the review of requests from local communities identifying needs.

Notice is hereby given that the County of Beaver will hold a public hearing on **Friday June 4, 2010 at 10:00 A.M.** in the Commissioners' conference room at the Beaver County Courthouse to obtain final comments on the Five Year Consolidated Plan for FY 2010-2014 and the proposed use of funds for FY 2010. Persons interested in the use of the above-identified funding sources are encouraged to attend this public hearing and provide oral or written testimony. The County Courthouse is handicapped accessible. Persons requiring special accommodations can make arrangements by contacting the Community Development Program at 724-847-3889.

The County Commissioners are expected to act on the proposed Five Year Consolidated Plan FY 2010-2014 and proposed use of funds for FY 2010 on June 24, 2010 at the regularly scheduled Commissioners public meeting. The final Consolidated Plan and application will be submitted to HUD on or before July 17, 2010.

Special Note Regarding Historic Preservation:

By this notice, the County invites parties who may have an interest in projects that may impact historic resources, to make themselves known so that the County can involve them in the notification and review process of the National Advisory Council on Historic Preservation (as set forth in 36 CFR Part 800). Please contact the Community Development Program of Beaver County no later than August 1, 2010 to be included in the Part 800 notification process for FY 2010.

PROOF OF PUBLICATION

The **Beaver County Times, Allegheny Times, Elkwood City Ledger** a daily newspaper of general circulation, published by **BEAVER NEWSPAPERS, INC.**, a Pennsylvania corporation, 400 Fair Avenue, West Bridgewater, Beaver County, Pennsylvania, was established in 1946, and has been issued regularly, except legal holidays since said date.

The attached advertisement, which is exactly as printed and published, appeared in the regular issue on **5/21/10**

BEAVER NEWSPAPERS, INC.

By _____

**STATE OF PENNSYLVANIA,
COUNTY OF BEAVER,** } **SS:**

Before me, a Notary Public in and for such county and state, personally appeared **LISA REESE**, who being duly sworn according to law says that she is **CONTROLLER** of **BEAVER NEWSPAPERS, INC.**; that neither affiant nor said corporation is interested in the subject matter of the attached advertisement; and that all of the allegations of the foregoing statement including those as to the time, place and character of publication are true.

Sworn to and subscribed before me this day of **May 27, 2010**

The costs of advertising and proof, has been paid.
BEAVER NEWSPAPERS, INC.

Lisa Reese

PUBLIC NOTICE
PROPOSED FIVE YEAR CONSOLIDATED PLAN FOR FY 2010-2014
AND FUNDING APPLICATION FOR FY 2010

The County of Beaver has placed its proposed Five Year Consolidated Plan for FY 2010-2014 and proposed use of funds for FY 2010 on display in the following locations during normal operational hours:

1. Community Development Program of Beaver County, 1013 Eighth Avenue, Beaver Falls, PA
2. Beaver County Commissioners Office, County Courthouse, 810 Third Street, Beaver, PA
3. Housing Authority of Beaver County, 300 State Street, Vanport, PA
4. B. F. Jones Memorial Library, 663 Franklin Avenue, Aliquippa, PA
5. Carnegie Free Library, 1301 Seventh Avenue, Beaver Falls, PA
6. Carnegie Free Library, 61 Ninth Street, Midland, PA

The information will be available for review for 30 days beginning May 20, 2010. Public comment on the proposed Consolidated Plan can be directed to the Community Development Program of Beaver County, 1013 Eighth Avenue, Beaver Falls, PA 15010. Public comment must be received no later than June 21, 2010.

- The Five Year Consolidated Plan for FY 2010-2014 and the proposed use of funds for FY 2010 contains the following major components:
1. Identification of federal and non-federal resources reasonably expected to be made available during the program year to undertake activities identified in the five year Consolidated Plan.
 2. A list of activities to be undertaken during the program year to address community development and housing needs including the geographic distribution of activities to be completed.
 3. Identification of homeless and special needs activities to be undertaken during the annual program period.

Beaver County proposes the following FY 2010 Consolidated Plan Funding Strategy:

CDBG Funded Activities		Midland Heights Homes	
Aliquippa Municipal Water Authority		MH Main Gas Line Repair	\$50,000.00
Sheffield Terrace Tank Rehabilitation	\$105,000.00	Monaca Borough	
Aliquippa, City of		ADA Compliant Curb Ramp Installation	\$50,000.00
Demolition Clearing-Residential	\$75,000.00	Municipal Authority Borough of Midland	
Aliquippa School District		Water Filter Upgrade at Water Processing Plant	\$80,000.00
Elementary Playground	\$50,000.00	New Brighton Borough	
Ambridge Borough		Townsend Park Sidewalks	\$75,000.00
Elm Road Improvements	\$50,000.00	Potter Township	
Ambridge Borough Municipal Authority		ACT 537 Sewage Facilities Plan	\$28,000.00
Vector Truck Receiving Station	\$50,000.00	Pulaski Township	
B. F. Jones Memorial Library (Aliquippa)		Public Service-Emergency Response Project	\$34,500.00
Historic Window Preservation and Weatherization	\$15,000.00	Rochester Borough	
Beaver County Agricultural Land Preservation Board		Irvin Avenue (Deer to Clay)	\$50,000.00
Proposal Farm Land Banking ArcGIS tool	\$15,000.00	Irvin Avenue (Clay to Harmony)	\$25,000.00
Beaver County Minority Coalition		Rochester Township	
Organizational Capacity Building	\$5,000.00	Traffic and Weight Study	\$45,000.00
Set Aside	\$45,000.00	South Heights Borough	
Beaver County Rodent Control		Uptown Project	\$50,000.00
Rodent Control Services	\$20,000.00	Starting Gate	
Beaver Falls, City of		OVR Flew Hire Program	\$50,000.00
Paving Project	\$75,000.00	Low Income Technical Assistance	\$25,000.00
Big Beaver Falls Area School District		Beaver County	
Concession Stand Restrooms	\$25,000.00	Emergency Home Improvements	\$ 60,000.00
Carnegie Free Library of Midland		Program Administration Costs	\$628,176.00
Library improvements	\$25,000.00	Section 108 Loan Repayment - Streetscape	\$620,504.00
CEB		Countywide Streetscape Program	\$180,000.00
Bridgewater Trail North Phase II	\$200,000.00	Facade Improvement Program - Various Locations	\$350,000.00
Center for Creative Arts Expression (CCA)		Main Street Network	\$150,000.00
ACCESS ART Renovation ADA	\$10,000.00	Demolition	\$ 75,000.00
Fallston Borough		Fair Housing	\$ 20,000.00
Beaver Street Storm Sewer	\$50,000.00	Total CDBG Projects	\$4,528,189.80
Freedom Borough		HOME Funded Activities:	
Freedom Borough Street Repavement Project	\$50,000.00	HOME Grant Administration	\$ 84,726.00
Friendship Bldg		CHDO Operations	\$ 42,363.00
Electronic Medication Administration Record (eMAR)	\$50,000.00	CHDO Set Aside	\$127,890.00
Geneva College		Other Home Funded Activities	\$553,089.00
After School Enrichment Program	\$65,000.00	Total HOME Funded Activities:	\$847,268.00
HAP Enterprises		ESG Funded Activities	
Gymnasium Cooling	\$19,000.00	ESG Grant Administration	\$ 8,500.00
Harmony Township		Shelter, Operations and Supportive Services	\$181,941.00
Highview Avenue	\$35,000.00	Total ESG Funded Activities:	\$170,441.00
Housing Authority		Act 137 Funded Activities	
Home Improvement Program (HIP)	\$715,000.00	TBRA Operating	\$ 20,000.00
Job Training		Housing Specialist	\$ 40,000.00
Entrepreneurship Ed. & Individualized	\$50,000.00	Housing Opportunities of Beaver County/Homebuyers	\$166,455.00
Small Business Dev. Assistance	\$50,000.00	Assistance Program	\$166,455.00
Midland Borough		Total Act 137 Funded Activities:	\$226,455.00
Road Program	\$50,000.00		
Combined Sewer System Improvements	\$25,000.00		

The Five Year Consolidated Plan for FY 2010-2014 and proposed use of funds for FY 2010 was developed after conducting meetings with local housing and homeless providers; a survey of citizens and of local housing and homeless providers; public hearings in accordance with the Citizen Participation Plan and the review of requests from local communities identifying needs.

Notice is hereby given that the County of Beaver will hold a public hearing on Friday, June 4, 2010 at 10:00 A.M. in the Commissioners' conference room at the Beaver County Courthouse to obtain final comments on the Five Year Consolidated Plan for FY 2010-2014 and the proposed use of funds for FY 2010. Persons interested in the use of the above-identified funding sources are encouraged to attend this public hearing and provide oral or written testimony. The County Courthouse is handicapped accessible. Persons requiring special accommodations can make arrangements by contacting the Community Development Program at 724-847-3888.

The County Commissioners are expected to act on the proposed Five Year Consolidated Plan FY 2010-2014 and proposed use of funds for FY 2010 on June 24, 2010 at the regularly scheduled Commissioners public meeting. The final Consolidated Plan and application will be submitted to HUD on or before July 17, 2010.

Special Note Regarding Historic Preservation:
By this notice, the County invites parties who may have an interest in projects that may impact historic resources, to make themselves known so that the County can involve them in the notification and review process of the National Advisory Council on Historic Preservation (as set forth in 36 CFR Part 600). Please contact the Community Development Program of Beaver County no later than August 1, 2010 to be included in the Part 600 notification process for FY 2010.

COMMUNITY DEVELOPMENT PROGRAM OF BEAVER COUNTY
Lisa E. Signore, Director
1013 Eighth Avenue, Beaver Falls, PA 15010 • 724-847-3889

MINUTES FROM PUBLIC HEARING ON NEEDS

FY 2009 ACTION PLAN FOR HOUSING AND COMMUNITY DEVELOPMENT PROGRAMS

Commissioners Meeting Room, Beaver County Courthouse
10 AM
May 4, 2010

Attendance: Lisa Signore, Areti Rizos, Roberta Jones & Rob Cyphert

Lisa Signore, Director of the Community Development Program of Beaver County conducted the hearing.

Today's hearing is the first of two public hearings to be conducted on the proposed amendment to the County's Consolidated Plan.

The Community Development Program staff attempts to make allocation recommendations that are fair and equitable and in the best interest of the County as a whole. The awards are made in an attempt to be consistent with the overall goal of the program, which is "to improve the quality of life of county residents and to improve economic and housing opportunities especially for lower income persons and to assist the homeless and those at risk for homelessness". The process of awarding allocation is highly competitive since the amount of the requests for funds is three times more than the amount available for awards. In view of that, project requests are screened and evaluated very carefully using the following criteria for review:

1. Eligibility according to HUD regulations.
2. The total number of low-income persons that will be served.
 - a. On an individual project basis, at least fifty-one percent (51%) of the persons living in the project benefit area must meet HUD's income guidelines.
 - b. On an overall basis, seventy percent (70%) of CDBG expenditures must be for projects benefiting low-income persons.
3. Whether the project activity will prevent or eliminate a condition of slum and blight.
4. Whether the project activity will prevent or eliminate a condition of slum and blight.
5. The size of the geographic area the project will serve.
6. The general economic impact of the project.
7. Previous funding history.

The purpose today is to record any concerns or comments that may be significant in the overall planning process and may be used to further evaluate the goal of the program and the proposed methods and activities to achieve that goal.

- 65 Projects submitted
- \$7,035,149.62 requested
- \$4,520,180.53 available amount to fund
- Proposed listing to be published 5/19/2010
- Public display period 5/20/10 – 6/20/10
- Final version presented to:

Board of Commissioners of Beaver County 6/10/10
HUD 7/17/10

Mrs. Signore opened the meeting with an explanation of the CDBG Program and the process of selecting projects for the following year. When the applications come in, an analysis of the projects is made to assure eligibility and program compliance.

Community Development Program also funds the Emergency Home Improvement Program (EHIP) \$75,000 a year which helps people with disabilities, elderly and low income with repairs to their homes with hot water tank replacement, gas lines etc. to keep their home safe. The applicants must be homeowners.

Also discussed was the Home Improvement Program which is funded \$750,000 and is run by the Housing Authority, does general repairs to homes in need. This is a grant/loan program and names are drawn by lottery.

Ms. Roberta Jones, South Heights Borough Manager, asked questions regarding the program and how often you can apply for it. Mrs. Signore answered her questions.

Mrs. Signore spoke about other funded CDBG programs such as Rodent Control, Streetscape, Façade Improvement Program (FIP), Weatherization and Fair Housing.

Ms. Jones wanted to know about Liens on properties with the programs. Mrs. Signore responded that instead of placing liens on the properties, a mortgage will be filed as security for the expenditure of public funds.

Ms. Jones asked if South Heights was considered for funding. Mrs. Signore told her that they applied for three projects and asked Ms. Jones to elaborate on the projects most needed. Ms. Jones replied that an important project for them is the Uptown Project that would repave roads leading to a recreational area in their community. Mrs. Signore assured Ms. Jones that all eligible projects will receive consideration, but it will be noted that she made the verbal request at the meeting.

Mrs. Signore closed the meeting at 11:00 AM

Public Hearing on Needs
 Tuesday May 4, 2010

	Name	Organization	E-mail Address
1	Roberta Jones	SOUTH HEIGHTS BORO	southheightsborough@comcast.net
2	Lisa Skarup	CDP	
3	Rob Gypkoff	Beaver Co. - Fiscal Admin.	
4	Kila Mize	CDP	
5			
6			
7			
8			
9			
10			
11			
12			
13			
14			
15			
16			
17			
18			
19			

RECEIVED

APR 30 2010

PROOF OF PUBLICATION

The **Beaver County Times, Allegheny Times, Ellwood City Ledger**, a daily newspaper of general circulation, published by BEAVER NEWSPAPERS, INC., a Pennsylvania corporation, 400 Fair Avenue, West Bridgewater, Beaver County, Pennsylvania, was established in 1946, and has been issued regularly, except legal holidays since said date.

The attached advertisement, which is exactly as printed and published, appeared in the regular issue on 4/27/10

BEAVER NEWSPAPERS, INC.

By [Signature]

STATE OF PENNSYLVANIA, }
COUNTY OF BEAVER, } SS:

Before me, a Notary Public in and for such county and state, personally appeared LISA REESE, who being duly sworn according to law says that she is CONTROLLER of BEAVER NEWSPAPERS, INC.; that neither affiant nor said corporation is interested in the subject matter of the attached advertisement; and that all of the allegations of the foregoing statement including those as to the time, place and character of publication are true.

Sworn to and subscribed before me this day of April 28, 2010

[Signature]

The costs of advertising has been paid.
BEAVER NEWSPAPERS, INC.

COMMONWEALTH OF PENNSYLVANIA
Notary Seal
Debbie L. Hays, Notary Public
Bridgewater, Beaver County
My Comm. Expires June 15, 2010
Member, Pennsylvania Association of Notaries

By _____

BEAVER NEWSPAPERS INC.

400 FAIR AVE.

BE

**NOTICE OF PUBLIC HEARING
COUNTY OF BEAVER
FY 2010 ACTION PLAN FOR HOUSING
AND COMMUNITY DEVELOPMENT PROGRAMS**

In accordance with the Beaver County Citizen Participation Plan, the County will hold a housing and community development needs hearing at the following time and location:

Tuesday, May 4, 2010 at 10:00 A.M.
Commissioners' Meeting Room
Beaver County Courthouse
810 Third Street, Beaver, PA 15009

This location is accessible to the handicapped. Persons requiring special accommodations can make arrangements by contacting the Community Development Program of Beaver County, 1013 Eighth Avenue, Beaver Falls, PA 15010, (724) 847-3889, TDD - (724) 847-2946. Written comments on housing and community development needs may be forwarded to the Community Development Program of Beaver County, 1013 Eighth Avenue, Beaver Falls, PA 15010.

The purpose of the public needs hearing is to:

1. Obtain the views and comments of individuals and organizations concerning the County's housing and community development needs. The information gathered will be used in the preparation of the County's FY 2010 action plan for the use of Community Development Block Grant (CDBG) Program funds, HOME Investment Partnerships (HOME) Program funds, and Emergency Shelter Grant (ESG) Program funds.
2. Review the County's CDBG, HOME, and ESG Programs (including ESG funds received through the PA Department of Community and Economic) and provide an opportunity for the public to comment on program performance.
3. Summarize the Consolidated Planning process.

All interested individuals and organizations are invited to attend the above noted hearing and offer their views and comments on the housing and community development needs of the County of Beaver. The County anticipates the publication of a summary of its proposed Annual Plan on or about May 19, 2010. The Annual Plan will be placed on public display for a thirty (30) day review period. The County will consider comments on the proposed plan prior to adoption of the County's FY 2010 - FY2014 Consolidated Plan and FY 2010 Annual Plan by the County Commissioners. Notice of the display date and subsequent public hearings will be properly advertised. The County is expected to submit the adopted plan to the U.S. Department of Housing and Urban Development on or before July 17, 2010.

68°
FORECAST

Beaver County Times

Wednesday, April 21, 2010

marketplace
find local businesses
keyword zip code
GO
FEATURED ADVERTISER
Premier Property Management

- Home News Sports Entertainment Opinion Obituaries LINCOLN PARK

- News Now Local Obituaries Police/Fire Your News Business State National World Lottery

Local News

Murder victim's family starts own Web site

April 20, 2010 07:47 PM

Tuesday, on what would have been the 28th birthday of murder victim Kenzie Marie Houk, her family launched a Web site, both as a memorial and to rebut what they characterize as false claims about her death.

Kindergarten student dropped with no adult supervision

April 20, 2010 07:46 PM

FREEDOM — Freedom Area School District is re-emphasizing its busing rules after a kindergarten pupil was dropped at a bus stop without an adult present, according to the superintendent of schools.

Auto sales business might occupy former Circuit City site

April 20, 2010 07:45 PM

CENTER TWP. — Center Township Supervisors plan a hearing next month to consider a zoning application for a used auto business to occupy the former Circuit City building behind the Beaver

EVENTS yourfocus
Do you live in Beaver County?
Please complete the citizen survey regarding the use of HUD funds.
Click to participate
Subscribe to The Times!
Get the best local, sports and entertainment news delivered daily
Click for details

Census 2010 - Beaver County

Data displayed as of:
April 21, 2010
Beaver County, PA
80%
Participation Rate

CITIZEN PARTICIPATION PLAN

FOR THE

COUNTY OF BEAVER

**COMMUNITY DEVELOPMENT BLOCK GRANT PROGRAM,
HOME INVESTMENT PARTNERSHIPS PROGRAM, AND
EMERGENCY SHELTER GRANT PROGRAM**

**BEAVER COUNTY COMMUNITY DEVELOPMENT PROGRAM
1013 EIGHTH AVENUE
BEAVER FALLS, PENNSYLVANIA 15010
(724) 847-3889
TDD (724) 847-2946**

JUNE 2003

- I. Introduction
- II. Adequate Information
- III. Submission of Views and Proposals
- IV. Consolidated Plan and Strategy
- V. Planning Process
- VI. Notice of Hearings/Meetings
- VII. Non-English Speaking and Physically Disabled Residents
- VIII. Technical Assistance to Citizen Participants
- IX. Response to Proposals Submitted
- X. Responsibility for Conducting Hearings
- XI. Response to Complaints by Citizens
- XII. Amendments to Community Development Program
- XIII. Monitoring and Evaluation of Community Development Program
- XIV. Availability of Program and Related Information
- XV. Modification to Citizen Participation Plan

I. THE CITIZEN PARTICIPATION PLAN

What is the Citizen Participation Plan?

The County of Beaver, through the Community Development Program, utilizes the programs of various federal and state agencies including the U.S. Department of Housing and Urban Development, the Pennsylvania Department of Community and Economic Development, etc. to implement housing and community development related activities.

The Community Development (CD) Program recognizes the obligation to provide adequate information to citizens regarding those programs through which it may seek funding. Therefore, the CD Program will insure that adequate information is provided to local citizens to evaluate various proposals. The County will also provide the proper forum to obtain citizen views on housing and community development related issues.

The County receives annual grants from the U.S. Department of Housing and Urban Development resulting from its classification as an "entitlement" community. The County is also eligible to apply for supplemental funds under the Section 108 Loan Guarantee Program. The County may exercise its option to apply for Section 108 Loan Guarantee funding and in so doing will follow the procedures outlined in this Citizen Participation Plan.

The CD Program recognizes that persons affected by public action should have a voice in policy formulation. Although the various housing and community development related activities are designed to have a long term beneficial effect on the community, these activities may also have an adverse impact on some individuals. Therefore, it is important that citizens know what is being planned and be given an opportunity to present their views.

The County recognizes the need to consult and coordinate with appropriate public and private agencies, such as the state and local jurisdictions, local public housing agencies participating in an approved Comprehensive Grant Program, and among its own departments, to assure that its programs and plans are comprehensive and address any statutory requirements. It will also confer with social service agencies regarding the housing needs of children, elderly persons, persons with disabilities, homeless persons, and other categories of residents. The County will consult with state and local health and child welfare agencies, and examine existing data on hazards and poisonings, including health department data on the addresses of housing units in which children have been identified as lead poisoned.

In order to comply with the spirit of program requirements relative to citizen participation, the CD Program has developed this Citizen Participation Plan. Generally, the plan is designed to insure the involvement of affected persons and other concerned citizens, the openness and freedom of access to information, the adequate and timely presentation of pertinent data, the submission of views and proposals, and the continuity of citizen participation through each stage of resulting activities.

II. ADEQUATE INFORMATION

What kind of information does it provide?

The CD Program shall provide for full public access to citizens, public agencies, and other interested parties, including those most affected, to information pertaining to any program under which funding is sought or concerning the use of funds from any program used for housing and community development activities and administered by the CD Program. Affirmative efforts will be made to make adequate information available to citizens, especially to those of low, very low, and poverty income and to those residing in slum and blighted areas and in areas where funds from federal or state programs are proposed to be used. At the time CD Program initiates the process to seek specific funding, the following program information shall be provided:

- A. The total amount of funds expected to be available to the County for housing and community development activities under the program(s) being assessed;
- B. The range of activities that may be undertaken with these funds;
- C. The estimated amount of funds proposed to be used for activities that will benefit low, very low, and poverty income persons;
- D. The possibility of residential and/or commercial displacement resulting from program implementation and the plans for minimizing such displacement; and
- E. The types and levels of assistance to be made available to persons displaced by contemplated activities.

Upon completion of an application for funding by the CD Program and submission of the application to the appropriate agency, the County shall publish a notice in a newspaper of general circulation if program regulations so require. The notice shall appear in the Beaver County Times and indicate that necessary documentation has been submitted and is available to interested parties upon request. The CD Program shall make copies of the appropriate documentation available in the Community Development Program, 1013 Eighth Avenue, Beaver Falls, PA, 15010.

III. SUBMISSION OF VIEWS AND PROPOSALS

Who may comment on the information?

The County shall provide for and encourage the submission of citizens' views and proposals regarding the Community Development Program; particularly low and moderate income persons, residents of identified blighted areas, and residents of public housing. This includes submission of such views:

- a. Directly to the County during the planning period;
- b. At other informal meetings if scheduled by the County prior to formal public hearings;
and
- c. At formal public hearings.

The County shall provide timely responses to all written proposals stating the reasons for the actions taken by the County on the proposal.

Whenever possible, the County will respond within fifteen (15) working days and, whenever practical, responses will be made prior to the consideration and action on the Community Development Program by the Board of Commissioners.

IV. THE CONSOLIDATED PLAN AND STRATEGY

What is the Consolidated Plan?

The U.S. Department of Housing and Urban Development (HUD) has amended regulations to completely replace the current regulations for Comprehensive Housing Affordability Strategies (CHAS) with a rule that consolidates into a single consolidated submission the planning and application aspects of the Community Development Block Grant (CDBG) Program, Emergency Shelter Grants (ESG) Program, Home Investment Partnerships (HOME) Program, and the Housing Opportunities for Persons with AIDS (HOPWA) Program. The rule also consolidates the reporting requirements for these programs, replacing the general performance reports with one performance report. The new consolidated document is referred to as the Consolidated Plan (CP). The County of Beaver is a direct entitlement under the CDBG Program, HOME Program, and ESG Program.

The Consolidated Plan and Strategy will address affordable housing, economic and community development needs, conservation of neighborhoods, economic stimulation, provision of public improvements and facilities, public services and related issues. The planning process will provide an opportunity for citizen participation in the identification and prioritizing of needs and overall strategy in addressing said needs. Specific projects and activities designed to address needs will be incorporated in an Annual Plan for Use of Entitlement Funds.

V. PLANNING PROCESS

What is the CP Planning Process?

The planning and preparation of the County's Consolidated Plan along with the proposed use of annual entitlement funds shall be carried out in accordance with applicable HUD requirements and will include the following:

- a. The assembly of information and identification of affordable housing and community development information will be carried out as an ongoing process to identify and prioritize County needs.
- b. Conducting a minimum of two (2) public hearings during each Consolidated Program year to obtain the views of citizens and organizations prior to the commencement date of the County's Consolidated Program Year (September 1). The first hearing shall be conducted to solicit citizen input for development of the Proposed Consolidated Plan. The second hearing shall afford citizens an opportunity to comment and offer suggestions on the completed Proposed Consolidated Plan and prior to the action of Beaver County Board of Commissioners and subsequent submission to HUD.

The hearings will be conducted at locations and times which provide ease of access for citizen attendance. It is expected that the public hearings will be held in the evening. Due to budgeting and staff limitations, neighborhood meetings may be held if resources are available. Information presented by those in attendance will be used to identify and prioritize housing and community development needs and plan proposed projects and activities to address said needs.

- c. Conducting public sessions with local citizens and local agencies to review housing and community development needs.
- d. Meeting with and/or communicating with public, nonprofit, and private agencies which may offer input to the identification of needs and/or projects and activities to address said needs.
- e. Providing a 30 day review period on the Proposed Consolidated Plan and Strategy which includes projects and activities to be undertaken in the annual plan. The public notice shall identify locations where the Proposed Consolidated Plan will be available for citizen review. During the review period, citizens may provide comments in writing to the Beaver County Community Development Program, 1013 Eighth Avenue, Beaver Falls, PA 15010.
- f. Conducting a public hearing on the Proposed Consolidated Plan and Strategy including use of annual entitlement funds during or following the 30 day review period. The public hearing notice shall be published at the same time as the notification of the 30 day review period and shall contain a summary of the Proposed Consolidated Plan and annual entitlement submission. The notice shall also provide the expected date for action by the County of Beaver. All citizen comments shall be presented in writing prior to the public hearing or during the public hearing. Adequate time will be reserved to modify the Proposed Consolidated Plan based on citizen comment prior to action of the Board of Commissioners and submittal to HUD.

- g. The approval of the Consolidated Plan and Use of Entitlement Funds by the County anytime following the 30 day review period and after the second public hearing and prior to submittal of the Consolidated Plan and Strategy.
- h. A policy and strategy of the Community Development Block Grant Program and related programs will be conducted in a manner that will minimize displacement. However, in instances where displacement is unavoidable, information on the types and levels of assistance to be made available to persons displaced is located in the Beaver County Community Development Program.

VI. NOTICE OF HEARING AND MEETING

What opportunities are there for citizens comments?

The CD Program will conduct a public hearing or hearings on specific application proposals in accordance with federal or state requirements for the subject program under consideration.

An initial hearing will be held to obtain the views of interested citizens and organizations regarding overall community development and housing needs, development of proposed activities, and a review of program performance. The second hearing will be held to obtain the views of interested citizens and organizations on the particular funding application.

Generally, hearings shall be held at the Beaver County Courthouse, Third Street, Beaver, PA. Such hearings will be duly advertised. All public hearings will be held in facilities that afford accessibility for persons with disabilities. At least fourteen (14) calendar days prior to any hearing, a notice shall be published in the non-legal section of a paper of general circulation. The notice will give the date, time, place and topics to be considered at the hearing.

Notices will also be sent to social service agencies and other public and semi-public groups which may have particular interest or be affected by the proposed program. The CD Program will work through these agencies and groups to encourage participation in the hearing process on the part of low, very low, and poverty income persons who reside in areas where funds will be spent. The CD Program will also work with these agencies and groups to involve persons who reside in low, very low, or poverty income neighborhoods. All notices of the second hearing will also contain a detailed description of the area or areas affected by the project activities in an effort to alert the residents of such areas of such proposals and to encourage their participation in the hearing process.

If any organizations or group representing affected residents request to be involved in the citizen participation process, the CD Program shall place such group on the CD Program's list of representative groups and organizations. The CD Director shall be responsible for maintaining a list of representative groups and organizations. The CD Director shall be responsible for maintaining a list of representative groups and organizations. This list shall be updated at the

beginning of each program year. Additions to the list may be made by written request to the CD Program stating the nature of the organization and why it should be included.

The Board of Commissioners shall have the responsibility for calling meetings and hearings with citizens likely to be affected by activities undertaken by the CD Program. The Board of Commissioners may delegate assignments to the CD Director. The Board of Commissioners shall also develop procedures for meetings and hearings and for moderating such meetings either directly or through the CD Director.

The CD Program will consider and respond in writing to all comments, views or proposals submitted either verbally or in writing at public hearings or meetings. The response to a request for activities or projects shall be made in a timely fashion, but in any case prior to the meeting of the Board of Commissioners at which approval of the application will be considered.

The CD Program will respond in writing to citizen complaints and/or grievances related to community development and housing programs as soon as possible. Citizen complaints and/or grievances will be responded to in writing within fifteen (15) working days from receipt of such complaint in the CD Program.

VII. NON-ENGLISH SPEAKING AND PHYSICALLY DISABLED RESIDENTS

What is the County doing for non-English speaking residents and physically disabled residents?

The County will take such measures as are appropriate to accommodate the needs of non-English speaking and hearing impaired residents in the case of public hearings where a majority of the participants at the hearing are expected to be non-English speaking or hearing impaired residents. At a minimum, all handout material prepared for such hearings will be bi-lingual to accommodate the needs of attendees. Secondly, the CD Program may engage the services of a bi-lingual person to assist in presenting relevant information at the hearing, if such services are requested. In addition, the County will publish the Telephone Device for the Deaf (TDD) number so hearing impaired residents may have access to information.

The County will also take measures as appropriate to accommodate the needs of visually impaired residents. Handouts at the public hearing will be translated into braille, if such services are requested.

All meeting locations will be accessible to the physically disabled. Persons requiring assistance should contact the Community Development Program at least five days prior to the meeting date.

VIII. TECHNICAL ASSISTANCE

Is technical assistance available?

Technical assistance from CD Program staff, staff of other County agencies, or third party contractors to the County or its agencies will be provided to citizen participants, low, very low, and poverty income groups or persons to enable them to understand the requirements associated with various programs such as Davis-Bacon Federal Labor Standards provisions, environmental policies, equal opportunity requirements, relocation provisions, etc. Technical assistance will also be provided to groups representative of persons of low, very low, and poverty income that request assistance in developing proposals. Such assistance will be made available upon request by interested citizens or organizations to the County's CD director. In addition, the CD Program, through the public hearings, will review such program requirements and will have available for interested parties handout material dealing with technical program requirements so as to assure understanding. Furthermore, the CD Program will provide interpretation services to any non-speaking person or hearing impaired persons who may require such assistance in understanding a particular program being planned or administered by the CD Program.

IX. RESPONSE TO PROPOSALS SUBMITTED

How will the County respond to proposals and comments submitted?

The County of Beaver will respond in writing to all comments, views, and proposals submitted verbally or in writing at public hearings and/or during the preparation of the Consolidated Plan, and/or during the amendment process, and/or during the performance report process. The County's response to a request for activities or projects shall be made within fifteen (15) days from the date of the hearing or meeting, or prior to the meeting of the Board of Commissioners to consider approval of the use of annual entitlement funds.

X. RESPONSIBILITY FOR CONDUCTING HEARINGS OR MEETINGS

Who is responsible for conducting hearings?

The Board of Commissioners through the Community Development Program Director shall have the responsibility for calling meetings and hearings with citizens likely to be affected by activities undertaken by the CD Program. The CD Director will be responsible for preparing advertisements for public hearing and placing such ads in the Beaver County Times. The CD Director will present the technical information at the public hearing. The Director shall also develop procedures for the meetings and hearings.

XI. RESPONSE TO COMPLAINTS SUBMITTED BY CITIZENS

How will the County respond to complaints by citizens?

The County of Beaver will respond in writing to written citizen complaints related to the Community Development Program within fifteen (15) working days from receipt of such complaint in the Beaver County Community Development Program.

All correspondence should be directed to:

Beaver County Community Development Program
1013 Eighth Avenue
Beaver Falls, PA 15010

XII. AMENDMENT PROCESS

Can the County amend its programs?

The County will amend its approved programs based upon one of the following decisions:

- A. To make substantial change in its allocation priorities;
- B. To undertake an activity, using program funds (including program income) which was not previously described in an action plan or funding application;
- C. To not carry out an activity for which finding is approved;
- D. To substantially change the purpose, scope, location, or beneficiaries of an activity; or
- E. To carry out an emergency activity.

Substantial change is quantifiably defined as the increase or decrease or more than 25 percent of (1) The cost of an approved activity or (2) An approved activity's service area and/or class of beneficiaries. Such a course of action would necessitate an amendment to an approved program.

In such instance; the Community Development Program shall provide citizens with reasonable notice of, and opportunity to comment on, such proposed changes in its use of funds. The Community Development Program will publish a notice in the non-legal section of a paper of general circulation such as the Beaver County Times of the proposed program change and give interested or affected citizens at least thirty (30) calendar days to submit comments on the amendment prior to taking such amendment action. The CD Program will notify the appropriate funding agency of the proposal and provide a description of any changes.

For emergency activities of recent origin, it is the policy of the Beaver County Board of Commissioners and its administering agency, the Beaver County Community Development Program Office, to grant a temporary waiver for the 30 day "Citizen Review and Comment Period". The Beaver County Community Development Program will advertise the project for citizen comment concurrent with the start of the project.

In keeping with federal regulations, an emergency project can be defined as an emergency activity of recent origin in which existing conditions pose a serious and immediate threat to the health, safety or welfare of the community. The Community Development Program Office will obtain a certification from a qualified official stating the nature of the emergency and that it poses a serious threat to the community.

XIII. MONITORING AND EVALUATION OF COMMUNITY DEVELOPMENT PERFORMANCE

How will the Community Development Program be evaluated?

The County shall publish a notice of completion of the Annual Performance Report and there will be a fifteen (15) day public comment period to the time the Performance Report is submitted to the Department of Housing and Urban Development. Annually, at least one (1) public hearing shall be held on the performance of the program to provide any resident an opportunity to comment on the Community Development Program. This hearing may be combined with another scheduled hearing.

XIV. AVAILABILITY OF PROGRAM AND RELATED INFORMATION

Will Program information be made available?

The County will provide full public access to program information. The County shall maintain the following data:

- a. Mailing and promotional material related to the Citizens Participation Process.
- b. Record of Hearing.
- c. Key documents including prior statements, Consolidated Plan and Strategy, approval letters, performance report, evaluation reports, and others required by the Department of Housing and Urban Development.
- d. Copies of Regulations and Policy Statements issued by the Department of Housing and Urban Development. All of the above data is to be available in the CD Program.

XV. MODIFICATION OF PLAN

Can this Plan be modified?

The Citizen Participation Plan may be modified from time to time by the CD Program, provided such revisions are consistent with federal and state law, regulations and administrative requirements covering citizen participation. Prior to any modification of the Citizen Participation Plan, the CD Program will publish a notice of modification of the plan in sufficient time to permit citizens to comment prior to approval by the Board of Commissioners. The notice shall be published in local newspapers of general circulation at least fourteen (14) calendar days prior to the adoption of the modification by the Board of Commissioners.

Any questions or comments on this plan or request for information should be directed to: Beaver County Community Development Program, 1013 Eighth Avenue, Beaver Falls, PA 15010. The telephone number is (724) 847-3889 and the fax number is (724) 847-3861. The County's TDD number is (724) 847-2946.

W:\DATA\CLIENT\PA\BEAVERCO\COUNTY\CDBGTECH\CITPART.WPD

Agency Name	Survey Category
Base Service Unit	persons with mental health disabilities
Beaver County Drug and Alcohol Program	persons with drug or alcohol addictions
Blindness and Visual Services - Pittsburgh District Office	persons with physical disabilities
Mental Health/Mental Retardation Drug and Alcohol Program	persons with drug or alcohol addictions
Spina Bifida Association of Western Pennsylvania	persons with physical disabilities
A.A.R.P.	elderly (age 62+) or frail elderly
Achieva Supportive Work	persons with developmental disabilities
Achieva Respite and Home Care	persons with developmental disabilities
Achieva Arc of Beaver Advocacy	persons with developmental disabilities
Achieva/Arc of Beaver County Family Support Services	persons with developmental disabilities
Achieva Early Intervention	persons with developmental disabilities
Achieva Family Trust	persons with developmental disabilities
Adoption Connection, PA	elderly (age 62+) or frail elderly
Adult Day Care Center (Valley Care)	elderly (age 62+) or frail elderly
Adult Literacy Action Penn State Beaver	persons who are low income or live in poverty
Adult Probation and Parole Department	persons who are low income or live in poverty
Adult Welfare Department of Beaver County	persons who are low income or live in poverty
Office on Aging Beaver County	elderly (age 62+) or frail elderly
Aids Task Force Pittsburgh (PATF)	persons with HIV/AIDS and their families
Alzheimers Disease Support Group	elderly (age 62+) or frail elderly
American Red Cross	persons who are low income or live in poverty
Arbor Career Center	persons who are low income or live in poverty
Arthritis Foundation Western Pennsylvania Chapter	elderly (age 62+) or frail elderly
Aurora Psychiatric Rehabilitation	persons with mental health disabilities
Autism Society of Pittsburgh	persons with mental health disabilities
Beaver County 4-H and Youth Development Program	children
Beaver County Behavioral Health Direct Services	persons with mental health disabilities
Beaver County Rehabilitation Center, Inc.	persons with developmental disabilities
Beaver Valley Intermediate Unit-27	children
Beaver County Behavioral Health Mental Health/Mental Retardation, Drug & Alcohol, Health Choices.	persons with developmental disabilities
Beaver County Housing Specialist	victims of housing discrimination
Best Friends	persons with physical disabilities
Big Brothers/Big Sisters of Beaver County	children
Beaver County Association for the Blind	persons with physical disabilities
Boy Scouts of America Greater Pittsburgh Council	children
Bridge to Recovery Program of Drug and Alcohol Services of Beaver Valley, Inc.	persons with drug or alcohol addictions
Cancer and Heart Association Beaver County	persons with physical disabilities
Cancer Treatment Center	persons with physical disabilities
PA Career Link Beaver County	persons who are low income or live in poverty
CASA Beaver County, Inc.	children
Catholic Charities of the Diocese of Pittsburgh, Inc.	children
Chamber of Commerce (Beaver County)	persons who are low income or live in poverty
Child Care Information Services of Beaver County	children

Children and Youth Services of Beaver County	children
CHIP Program-Highmark	children
Christians United in Beaver County	persons who are low income or live in poverty
City Rescue Mission	persons who are low income or live in poverty
Community Care Connections, Inc.	persons with physical disabilities
Conservation District Beaver County	persons who are low income or live in poverty
Consumer Credit Counseling Service of Western Pennsylvania	persons who are low income or live in poverty
Consumer Protection (Alliance For)	persons who are low income or live in poverty
Contact Beaver Valley	persons who are low income or live in poverty
Domestic Relations of Beaver County Courts	children
Drug and Alcohol Services of Beaver Valley, Inc.	persons with drug or alcohol addictions
Early Head Start of Beaver County	children
Early Intervention Program (Beaver Valley Intermediate Unit)	children
Educational Opportunity Centers of Southwestern PA	persons who are low income or live in poverty
Emergency Management Agency	persons who are low income or live in poverty
Epilepsy Foundation Western/Central Pennsylvania	persons with physical disabilities
Experience Works	elderly (age 62+) or frail elderly
Fair Housing Office of Beaver County	victims of housing discrimination
Family Resources	persons who are low income or live in poverty
Family Service of Beaver County	persons with drug or alcohol addictions
Fishers of Boys, Inc. Training Center	children
Friendship Ridge	elderly (age 62+) or frail elderly
Gateway Rehabilitation Center	persons with drug or alcohol addictions
Girl Scouts of Western Pennsylvania - Beaver Office	children
Girls Hope	children
Glade Run Lutheran Services	elderly (age 62+) or frail elderly
Habitat for Humanity	persons who are low income or live in poverty
Harbor Point Housing, Inc.	persons with mental health disabilities
Head Start of Beaver County	children
Health Department (State)	persons with physical disabilities
Heart Association (American) Beaver Division	persons with physical disabilities
Help House	persons who are low income or live in poverty
Beaver County Homeless Task Force	victims of housing discrimination
Home Safety and Modifications (Valley Care Association's Home Safe Home Program)	elderly (age 62+) or frail elderly
Homemaker-Home Health Aide Service of Beaver County, Inc.	persons with physical disabilities
Hope Christian Center	persons who are low income or live in poverty
Housing Authority of The County of Beaver	persons who are low income or live in poverty
Housing Opportunities of Beaver County, Inc.	persons who are low income or live in poverty
Three Rivers Center for Independent Living	persons with physical disabilities
Voluntary Action Center of Beaver County, Inc.	persons who are low income or live in poverty
Jaycees - Beaver Area	persons who are low income or live in poverty
Job Training for Beaver County, Inc.	persons who are low income or live in poverty
Beaver County Juvenile Services	children
Laughlin Center	children
Leukemia & Lymphoma Society (Western Pennsylvania - West Virginia Chapter)	persons with physical disabilities
Life Beaver County	elderly (age 62+) or frail elderly
Lifeline of Southwest Pennsylvania (Beaver County Office)	persons who are low income or live in poverty

Lifesteps of Beaver County	persons with physical disabilities
Beaver County Lighthouse	persons with physical disabilities
Lutheran Service Society of Western Pennsylvania	persons who are low income or live in poverty
Make-A-Wish Foundation of Greater PA and Souther WV	children
Meals on Wheels Lutheran Service Society of Western Pennsylvania	elderly (age 62+) or frail elderly
WPIC Beaver Valley Mental Health (Seneca Ridge Family & Children's Services of UPMC)	persons with mental health disabilities
Multiple Sclerosis Service Society	persons with physical disabilities
Muscular Dystrophy Association	persons with physical disabilities
Myasthenia Gravis Association	persons with physical disabilities
Neighborhood Legal Services	persons who are low income or live in poverty
New Horizon School	persons with developmental disabilities
Passavant Memorial Homes	persons with developmental disabilities
Penn State Cooperative Extension	persons who are low income or live in poverty
Pregnancy Support Center of Beaver Valley	persons who are low income or live in poverty
Pressley Ridge	children
Prevention Network	persons with drug or alcohol addictions
Professional Outfitter & Variety Shoppe Department of Public Welfare Working Wardrobe Clothing Initiative	persons who are low income or live in poverty
Project Start of The Children's Institute	children
Beaver County Recreation & Tourism Department	persons who are low income or live in poverty
Rodent Control of Beaver County	persons who are low income or live in poverty
RSVP Retired & Senior Volunteer Program of Beaver County	elderly (age 62+) or frail elderly
Salvation Army	persons who are low income or live in poverty
Samaritan Counseling Center	persons who are low income or live in poverty
Scleroderma Foundation of Western Pennsylvania	persons with physical disabilities
Senior Center Programs Lutheran Service Society	elderly (age 62+) or frail elderly
Sickle Cell Society, Inc.	persons with physical disabilities
Special Olympics Pennsylvania	persons with physical disabilities
Sudden Infant Death Syndrome Alliance Pennsylvania Affiliate	children
Supportive Services	persons with mental health disabilities
Tiger Pause Youth Ministry	children
Tiny TOT Development Center (H.A.P. Enterprises, Inc.)	children
Transit Authority of Beaver County	persons who are low income or live in poverty
United Way of Beaver County	persons who are low income or live in poverty
Variety The Children's Charity of Pittsburgh	children
Veteran's Service Centers	persons who are low income or live in poverty
Victim - Witness Assistance Project	victims of domestic violence
Vocational Rehabilitation Office - OVR	persons with physical disabilities
Beaver County Career and Technology Center	persons who are low income or live in poverty
The Watson Institute	persons with physical disabilities
Beaver County Weatherization	persons who are low income or live in poverty
Welfare Department	persons who are low income or live in poverty
WIC Program (Women, Infant and Children)	persons who are low income or live in poverty
Womens Center of Beaver County	victims of domestic violence
YMCA Beaver County	persons who are low income or live in poverty

The Tyler Youth Group, Inc. Aliquippa Tyler Community Youth Center	children
Starting Gate	persons who are low income or live in poverty
Mental Health Association in Beaver County	persons with mental health disabilities
Franklin Center of Beaver County (FCBC)	persons who are low income or live in poverty
H.A.P. Enterprises, Inc. Community Living Arrangements (Help-A-Person)	persons with developmental disabilities

COMMUNITY DEVELOPMENT PROGRAM OF BEAVER COUNTY



May 17, 2010

Allegheny County Council
119 County Courthouse
436 Grant Street
Pittsburgh, PA 15219

Board of Commissioners
Tony Amadio, Chairman
Joe Spanik
Charles A. Camp

NOTICE

**COMMUNITY DEVELOPMENT
PROGRAM OF
BEAVER COUNTY**

This Notice is being provided to you as prescribed under 24 CFR Part 91Subpart B Section 91.100 of the Code of Federal Regulations.

1013 Eighth Avenue
Beaver Falls, PA 15010

Beaver County is a federal entitlement community under the following four programs administered by the U.S. Department of Housing and Urban Development:

724-847-3889
800-339-0984
724-847-3861 FAX
www.cdbg.info

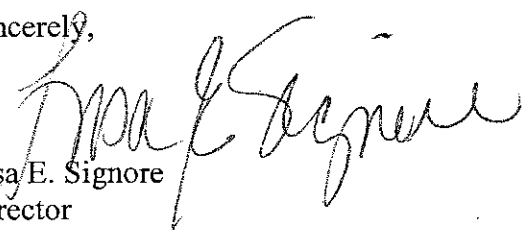
- Community Development block Grant Program (CDBG)
- Home Investment Partnerships Program (HOME)
- Emergency Shelter Grant Program (ESG)

The County has prepared a Five Year Consolidated Plan for fiscal years 2010-2014 in order to strategically implement housing, community development and economic development activities within Beaver County. The plan was advertised for public review and comment beginning on May 20, 2010, and a public hearing on the plan will be held on June 4, 2010. We anticipate submission of the final document to HUD by July 16, 2010 and our program year will begin on September 1, 2010.

Beaver County does not anticipate that any of the proposed activities will affect your government's jurisdiction, and the activities will not require joint cooperation to be implemented.

If you require additional information regarding the consolidated plan, please contact Lisa Troiani at (724) 847-3889 ext. 11.

Sincerely,


Lisa E. Signore
Director
LES/lr/ar

COMMUNITY DEVELOPMENT PROGRAM OF BEAVER COUNTY



May 17, 2010

Board of Commissioners
Tony Amadio, Chairman
Joe Spanik
Charles A. Camp

Hancock County Board of Commissioners
P.O. Box 485
New Cumberland, WV 26047

**COMMUNITY DEVELOPMENT
PROGRAM OF
BEAVER COUNTY**

NOTICE

This Notice is being provided to you as prescribed under 24 CFR Part 91Subpart B Section 91.100 of the Code of Federal Regulations.

1013 Eighth Avenue
Beaver Falls, PA 15010

Beaver County is a federal entitlement community under the following four programs administered by the U.S. Department of Housing and Urban Development:

724-847-3889

800-339-0984

724-847-3861 FAX

www.cdbg.info


- Community Development block Grant Program (CDBG)
- Home Investment Partnerships Program (HOME)
- Emergency Shelter Grant Program (ESG)

The County has prepared a Five Year Consolidated Plan for fiscal years 2010-2014 in order to strategically implement housing, community development and economic development activities within Beaver County. The plan was advertised for public review and comment beginning on May 20, 2010, and a public hearing on the plan will be held on June 4, 2010. We anticipate submission of the final document to HUD by July 16, 2010 and our program year will begin on September 1, 2010.

Beaver County does not anticipate that any of the proposed activities will affect your government's jurisdiction, and the activities will not require joint cooperation to be implemented.

If you require additional information regarding the consolidated plan, please contact Lisa Troiani at (724) 847-3889 ext. 11.

Sincerely,


Lisa E. Signore
Director
LES/lr/ar

COMMUNITY DEVELOPMENT PROGRAM OF BEAVER COUNTY



May 17, 2010

Allegheny County Chief Executive
101 County Courthouse
436 Grant Street
Pittsburgh, PA 15219

Board of Commissioners
Tony Amadio, Chairman
Joe Spanik
Charles A. Camp

**COMMUNITY DEVELOPMENT
PROGRAM OF
BEAVER COUNTY**

NOTICE

This Notice is being provided to you as prescribed under 24 CFR Part 91 Subpart B Section 91.100 of the Code of Federal Regulations.

1013 Eighth Avenue
Beaver Falls, PA 15010

Beaver County is a federal entitlement community under the following four programs administered by the U.S. Department of Housing and Urban Development:

724-847-3889
800-339-0984
724-847-3861 FAX
www.cdbg.info


- Community Development block Grant Program (CDBG)
- Home Investment Partnerships Program (HOME)
- Emergency Shelter Grant Program (ESG)

The County has prepared a Five Year Consolidated Plan for fiscal years 2010-2014 in order to strategically implement housing, community development and economic development activities within Beaver County. The plan was advertised for public review and comment beginning on May 20, 2010, and a public hearing on the plan will be held on June 4, 2010. We anticipate submission of the final document to HUD by July 16, 2010 and our program year will begin on September 1, 2010.

Beaver County does not anticipate that any of the proposed activities will affect your government's jurisdiction, and the activities will not require joint cooperation to be implemented.

If you require additional information regarding the consolidated plan, please contact Lisa Troiani at (724) 847-3889 ext: 11.

Sincerely,


Lisa E. Signore
Director
LES/lt/ar

COMMUNITY DEVELOPMENT PROGRAM OF BEAVER COUNTY



May 17, 2010

Butler County Commissioners
124 Diamond Street
Butler, PA 16001

Board of Commissioners
Tony Amadio, Chairman
Joe Spanik
Charles A. Camp

COMMUNITY DEVELOPMENT
PROGRAM OF
BEAVER COUNTY

NOTICE

This Notice is being provided to you as prescribed under 24 CFR Part 91 Subpart B Section 91.100 of the Code of Federal Regulations.

1013 Eighth Avenue
Beaver Falls, PA 15010

Beaver County is a federal entitlement community under the following four programs administered by the U.S. Department of Housing and Urban Development:

724-847-3889
800-339-0984
724-847-3861 FAX
www.cdbg.info


- Community Development block Grant Program (CDBG)
- Home Investment Partnerships Program (HOME)
- Emergency Shelter Grant Program (ESG)

The County has prepared a Five Year Consolidated Plan for fiscal years 2010-2014 in order to strategically implement housing, community development and economic development activities within Beaver County. The plan was advertised for public review and comment beginning on May 20, 2010, and a public hearing on the plan will be held on June 4, 2010. We anticipate submission of the final document to HUD by July 16, 2010 and our program year will begin on September 1, 2010.

Beaver County does not anticipate that any of the proposed activities will affect your government's jurisdiction, and the activities will not require joint cooperation to be implemented.

If you require additional information regarding the consolidated plan, please contact Lisa Troiani at (724) 847-3889 ext. 11.

Sincerely,


Lisa E. Signore
Director
LES/lr/ar

COMMUNITY DEVELOPMENT PROGRAM OF BEAVER COUNTY



May 17, 2010

Washington County Commissioners
Courthouse Square
Suite 702
Washington, PA 15301

Board of Commissioners
Tony Amadio, Chairman
Joe Spanik
Charles A. Camp

**COMMUNITY DEVELOPMENT
PROGRAM OF
BEAVER COUNTY**

NOTICE

This Notice is being provided to you as prescribed under 24 CFR Part 91 Subpart B Section 91.100 of the Code of Federal Regulations.

1013 Eighth Avenue
Beaver Falls, PA 15010

Beaver County is a federal entitlement community under the following four programs administered by the U.S. Department of Housing and Urban Development:

724-847-3889
800-339-0984
724-847-3861 FAX
www.cdbg.info


- Community Development block Grant Program (CDBG)
- Home Investment Partnerships Program (HOME)
- Emergency Shelter Grant Program (ESG)

The County has prepared a Five Year Consolidated Plan for fiscal years 2010-2014 in order to strategically implement housing, community development and economic development activities within Beaver County. The plan was advertised for public review and comment beginning on May 20, 2010, and a public hearing on the plan will be held on June 4, 2010. We anticipate submission of the final document to HUD by July 16, 2010 and our program year will begin on September 1, 2010.

Beaver County does not anticipate that any of the proposed activities will affect your government's jurisdiction, and the activities will not require joint cooperation to be implemented.

If you require additional information regarding the consolidated plan, please contact Lisa Troiani at (724) 847-3889 ext. 11.

Sincerely,


Lisa E. Signore
Director
LES/lt/ar

COMMUNITY DEVELOPMENT PROGRAM OF BEAVER COUNTY



May 17, 2010

Board of Commissioners
Tony Amadio, Chairman
Joe Spanik
Charles A. Camp

Lawrence County Commissioners
430 Court Street
New Castle, PA 16101

**COMMUNITY DEVELOPMENT
PROGRAM OF
BEAVER COUNTY**

NOTICE

This Notice is being provided to you as prescribed under 24 CFR Part 91 Subpart B Section 91.100 of the Code of Federal Regulations.

1013 Eighth Avenue
Beaver Falls, PA 15010

Beaver County is a federal entitlement community under the following four programs administered by the U.S. Department of Housing and Urban Development:

724-847-3889
800-339-0984
724-847-3861 FAX
www.cdbg.info


- Community Development block Grant Program (CDBG)
- Home Investment Partnerships Program (HOME)
- Emergency Shelter Grant Program (ESG)

The County has prepared a Five Year Consolidated Plan for fiscal years 2010-2014 in order to strategically implement housing, community development and economic development activities within Beaver County. The plan was advertised for public review and comment beginning on May 20, 2010, and a public hearing on the plan will be held on June 4, 2010. We anticipate submission of the final document to HUD by July 16, 2010 and our program year will begin on September 1, 2010.

Beaver County does not anticipate that any of the proposed activities will affect your government's jurisdiction, and the activities will not require joint cooperation to be implemented.

If you require additional information regarding the consolidated plan, please contact Lisa Troiani at (724) 847-3889 ext. 11.

Sincerely,


Lisa E. Signore
Director
LES/lt/ar

COMMUNITY DEVELOPMENT PROGRAM OF BEAVER COUNTY



May 17, 2010

Columbiana County (OH) Commissioners
105 South Market Street
County Courthouse
Lisbon, OH 44432-1255

Board of Commissioners
Tony Amadio, Chairman
Joe Spanik
Charles A. Camp

**COMMUNITY DEVELOPMENT
PROGRAM OF
BEAVER COUNTY**

NOTICE

This Notice is being provided to you as prescribed under 24 CFR Part 91 Subpart B Section 91.100 of the Code of Federal Regulations.

1013 Eighth Avenue
Beaver Falls, PA 15010

Beaver County is a federal entitlement community under the following four programs administered by the U.S. Department of Housing and Urban Development:

724-847-3889
800-339-0984
724-847-3861 FAX
www.cdbg.info


- Community Development block Grant Program (CDBG)
- Home Investment Partnerships Program (HOME)
- Emergency Shelter Grant Program (ESG)

The County has prepared a Five Year Consolidated Plan for fiscal years 2010-2014 in order to strategically implement housing, community development and economic development activities within Beaver County. The plan was advertised for public review and comment beginning on May 20, 2010, and a public hearing on the plan will be held on June 4, 2010. We anticipate submission of the final document to HUD by July 16, 2010 and our program year will begin on September 1, 2010.

Beaver County does not anticipate that any of the proposed activities will affect your government's jurisdiction, and the activities will not require joint cooperation to be implemented.

If you require additional information regarding the consolidated plan, please contact Lisa Troiani at (724) 847-3889 ext. 11.

Sincerely,


Lisa E. Signore
Director
LES/lt/ar

APPENDIX D – BARRIERS TO AFFORDABLE HOUSING

Fair Housing Action Plan Strategy #2: Continue the Affordable Housing Programs and Projects in Beaver County

Planned Initiatives	Responsible Entity	Partners	Potential Source of Funds	Specific Actions Planned for 2010
(a) Continue the commitment by the CDP Office to affordable housing activities (rehabilitation, homeownership, new construction). These activities provide a valuable opportunity to improve housing choice for members of protected classes who are most often low-moderate income households	Beaver County Community Development Program	<ul style="list-style-type: none"> • HUD • Housing Authority of Beaver County • Housing and Homeless Coalition of Beaver County • Local Lending Institutions 	<ul style="list-style-type: none"> • CDBG • HOME • Act 137 • LIHTC • Housing Choice Voucher (Section 8) • HUD Capital Fund 	Refer to DH-1, DH-2 and DH-3 Objective Sheets under the <i>Outcomes/Objectives</i> tab
(b) Continue to ensure that housing units rehabilitated or constructed with federal funds comply with ADA requirements	Beaver County Community Development Program	<ul style="list-style-type: none"> • Housing Authority of Beaver County • Affordable Housing Developers 	<ul style="list-style-type: none"> • Developer / Homeowner • PAHP 	11 new units will comply with UFAS
(c) Expand accessibility requirements to universal design for all housing projects financed with federal funds	Beaver County Community Development Program	<ul style="list-style-type: none"> • Housing Authority of Beaver County • Affordable Housing Developers 	<ul style="list-style-type: none"> • Developer 	All new HOME projects and Housing Authority projects will comply with UFAS requirements.

<p>(d) Support the initiatives of housing providers who work to provide affordable housing for the disabled</p>	<p>Beaver County Community Development Program</p>	<ul style="list-style-type: none"> • Housing Authority of Beaver County • Affordable Housing Developers 	<ul style="list-style-type: none"> • CDBG • HOME • Act 137 • LIHTC • Housing Choice Voucher (Section 8) • Supportive Housing • PAHP • Housing Authority Bond Funds 	<p>Friendship Commons will provide 24 units of affordable elderly housing</p> <p>9 TBRA vouchers will be used for chronically homeless individuals with mental health disabilities and 2 TBRA vouchers will be used for chronically homeless individuals with drug and alcohol addictions</p> <p>Lenwood Housing will provide homes to 2 homeless families with a member who has mental illness and 6 homeless individuals with mental illness.</p>
---	--	---	--	---

COUNTY OF BEAVER
HOME INVESTMENT PARTNERSHIPS PROGRAM
HOMEOWNERSHIP RECAPTURE POLICY

Should any of the properties assisted with HOME funds be sold (either at the option of the homeowner or through foreclosure) during the period of affordability, the "recapture/resale" requirements of the HOME program are triggered. Beaver County has selected the "recapture" option, meaning that some of the direct HOME assistance to the original buyer (i.e., gap financing plus downpayment/closing cost assistance) must be repaid to the County's HOME Investment Trust Fund if the property is sold prior to the expiration of the period of affordability.

More specifically, Beaver County has selected the "sharing of net proceeds" method of calculating the amount of recapture. "Net proceeds" is defined as the sales price of the property LESS the outstanding mortgage debt owed to the primary lender LESS the homeowner's initial downpayment.

When net proceeds are insufficient to repay the entire amount of direct HOME assistance to the original buyer (i.e., gap financing plus downpayment/closing cost assistance), then the net proceeds (if any) will be shared equally between the homeowner and the County. If there are no net proceeds from the sale of the property, repayment is not required.

In the event that proceeds from the sale of the property exceed the amount of outstanding mortgage debt, any excess proceeds will be paid to the homeowner.

In the event of non-compliance (i.e., the homeowner fails to occupy the HOME assisted property as his/her principal residence for the entire period of affordability), then the entire amount of direct HOME assistance to the homeowner will be recaptured by the County.

These recapture provisions will be incorporated into all written agreements, as well as notes and mortgages, between Beaver County and borrowers. Recapture provisions must be enforced through deed restrictions, covenants running with the land, or similar legal mechanisms.

TABLE 3B ANNUAL HOUSING COMPLETION GOALS

ANNUAL AFFORDABLE RENTAL HOUSING GOALS (SEC. 215)	Annual Expected Number Completed	Resources used during the period			
		CDBG	HOME	ESG	HOPWA
Acquisition of existing units		<input type="checkbox"/>	<input type="checkbox"/>		<input type="checkbox"/>
Production of new units	24	<input type="checkbox"/>	<input checked="" type="checkbox"/>		<input type="checkbox"/>
Rehabilitation of existing units		<input type="checkbox"/>	<input type="checkbox"/>	<input type="checkbox"/>	<input type="checkbox"/>
Rental Assistance	13	<input type="checkbox"/>	<input checked="" type="checkbox"/>		<input type="checkbox"/>
Total Sec. 215 Rental Goals	37	<input type="checkbox"/>	<input checked="" type="checkbox"/>	<input type="checkbox"/>	<input type="checkbox"/>
ANNUAL AFFORDABLE OWNER HOUSING GOALS (SEC. 215)					
Acquisition of existing units		<input type="checkbox"/>	<input type="checkbox"/>		
Production of new units		<input type="checkbox"/>	<input type="checkbox"/>		
Rehabilitation of existing units	65	<input checked="" type="checkbox"/>	<input type="checkbox"/>		
Homebuyer Assistance	30	<input type="checkbox"/>	<input type="checkbox"/>		<input type="checkbox"/>
Total Sec. 215 Owner Goals	95	<input type="checkbox"/>	<input checked="" type="checkbox"/>	<input type="checkbox"/>	<input type="checkbox"/>
ANNUAL AFFORDABLE HOUSING GOALS (SEC. 215)					
Homeless		<input type="checkbox"/>	<input type="checkbox"/>	<input type="checkbox"/>	<input type="checkbox"/>
Non-Homeless	108	<input checked="" type="checkbox"/>	<input checked="" type="checkbox"/>	<input type="checkbox"/>	<input type="checkbox"/>
Special Needs	24	<input checked="" type="checkbox"/>	<input checked="" type="checkbox"/>	<input type="checkbox"/>	<input type="checkbox"/>
Total Sec. 215 Affordable Housing	132	<input type="checkbox"/>	<input type="checkbox"/>	<input type="checkbox"/>	<input type="checkbox"/>
ANNUAL HOUSING GOALS					
Annual Rental Housing Goal	246	<input checked="" type="checkbox"/>	<input type="checkbox"/>	<input type="checkbox"/>	<input type="checkbox"/>
Annual Owner Housing Goal	350	<input type="checkbox"/>	<input checked="" type="checkbox"/>	<input type="checkbox"/>	<input type="checkbox"/>
Total Annual Housing Goal	596	<input checked="" type="checkbox"/>	<input checked="" type="checkbox"/>	<input type="checkbox"/>	<input type="checkbox"/>

For the purpose of identification of annual goals, an assisted household is one that will receive benefits through the investment of Federal funds, either alone or in conjunction with the investment of other public or private funds.

Appendix G Funding Sources

FEDERAL FUNDING SOURCES

<u>CDBG</u>		
2010 CDBG Entitlement Grant		\$4,218,691
Anticipated FY 2010 CDBG Program Income		\$220,000
FY 2010 Reprogram Funds		\$81,489
<u>Total for CDBG Sources</u>		<u>\$4,520,180</u>
<u>HOME</u>		
2010 HOME Entitlement Grant		\$847,268
<u>ESG (Mckinney Vento)</u>		
2010 ESG Entitlement Grant		\$170,441
2010 Supportive Housing & Shelter Plus Care		\$1,974,369
<u>Total for ESG Sources</u>		<u>\$2,144,810</u>
<u>Low Income Housing Tax Credits</u>		
Friendship Commons	(Awarded)	\$2,751,300
<u>Total for Low Income Housing Tax Credits</u>		<u>\$2,751,300</u>
<u>Section 8 Funds (Total)</u>		<u>\$2,760,301</u>
<u>Total for Federal Funding Sources</u>		<u>\$13,023,859</u>

STATE FUNDING SOURCES

<u>CDBG Leveraged Funds</u>		
State Supported Engagement/Supported Work Program		\$176,141
State CSBG (Community Services Block Grant)		\$398,499
<u>Total for CDBG State Leveraged Sources</u>		<u>\$574,640</u>
<u>ESG Leveraged Funds</u>		
State HAP (Homeless Assistance Program)		\$145,076
<u>Total for ESG State Leveraged Sources</u>		<u>\$145,076</u>
<u>Total for State Funding Sources</u>		<u>\$719,716</u>

LOCAL FUNDING SOURCES

<u>HOME Leveraged Funds</u>		
Act 137 Funds		\$226,455
<u>Total for Local Funding Sources</u>		<u>\$226,455</u>

Total of Funds available throughout the jurisdiction **\$13,970,030**

APPENDIX H – IMPEDIMENTS TO FAIR HOUSING CHOICE

Fair Housing Action Plan Strategy #1: Increase and Enhance Fair Housing Education and Outreach

Planned Initiatives	Time Frame	Responsible Entity	Partners	Potential Source of Funds
(a) Facilitate Fair Housing Training for realtors, municipal officials and planners, landlords, low-income housing developers, housing authority staff, fair housing testers, and local mortgage lenders.	2010	Fair Housing Office/Beaver County Housing Specialist	Neighborhood Legal Services Southwest PA Legal Services Pittsburgh Fair Housing Office Beaver County Realtor Association	CDBG
(b) Make three presentations annually to local churches, soup kitchens, high school seniors, housing authority residents and/or nonprofit organizations on Fair Housing issues.	2010	Fair Housing Office/Beaver County Housing Specialist	Neighborhood Legal Services Southwest PA Legal Services	CDBG
(c) Develop a webpage on the Beaver County Collaborative Action Network website dedicated exclusively to Fair Housing Issues	2010	Fair Housing Office/Beaver County Housing Specialist	Beaver County Collaborative Action Network	CDBG
(d) Continue development of an up-to-date, centralized housing database for Beaver County on the BCCAN or county website.	2010	Fair Housing Office/Beaver County Housing Specialist	Beaver County Collaborative Action Network Housing Authority of Beaver County Housing and Homeless Coalition of Beaver County Beaver County Community Development Program	CDBG
(e) Distribute wallet-sized cards with Fair Housing contact information at public libraries, WIC offices, rental housing locations, churches, soup kitchens, county assistance offices, etc.	2010	Fair Housing Office/Beaver County Housing Specialist	Beaver County Community Development Program	CDBG

<p>(f) Establish a dedicated phone number for all inquiries and complaints on fair housing issues; provide referrals to Legal Services and regional fair housing advocacy organizations. List the phone number in the white and blue pages of local phone directories.</p>	<p>2010</p>	<p>Fair Housing Office/Beaver County Housing Specialist</p>	<p>Neighborhood Legal Services Pittsburgh Fair Housing Office HUD</p>	<p>CDBG</p>
<p>(g) Disseminate current information on Fair Housing rights in the form of posters and pamphlets throughout Beaver County. In addition, utilize public service announcements on cable television.</p>	<p>2010</p>	<p>Fair Housing Office/Beaver County Housing Specialist</p>	<p>Beaver County Community Development Program</p>	<p>CDBG</p>
<p>(h) Provide a comprehensive monthly report to Community Development detailing Fair Housing activities. Information will be incorporated into the annual CAPER.</p>	<p>2010</p>	<p>Fair Housing Office/Beaver County Housing Specialist</p>	<p>Beaver County Community Development Program</p>	<p>CDBG</p>



U. S. Department of Housing and Urban Development
Pittsburgh Field Office
William S. Moorhead Federal Building
1000 Liberty Avenue, Suite 1000
Pittsburgh, PA 15222-4004

NOV 29 2010

RECEIVED
NOV 30 2010

Ms. Lisa E. Signore
Director, Community Development
Program of Beaver County
1013 Eighth Avenue
Beaver Falls, PA 15010

Dear Ms. Signore:

SUBJECT: Matters of Requirement
FY 2010 CDBG (Community Development Block Grant)

Our approval letter dated September 13, 2010, for the subject funding included two Matters of Requirement related to comments raised by our Office of Public Housing and FHEO (Fair Housing and Equal Opportunity) Division. We received your letter dated October 12, 2010, submitted in response to both comments and provided it to the Office of Public Housing and FHEO for review.

The Office of Public Housing has advised that your letter was responsive to their comments and no further action is required. As of this date, FHEO has not issued its review. We will advise you once the FHEO review is completed.

If you have any questions, please call Pamela Coll. She can be reached at (412) 644-5459.

Sincerely,

A handwritten signature in cursive script that reads "John E. Tolbert, III".

John E. Tolbert, III
Director, Community Planning and
Development Division

COMMUNITY DEVELOPMENT PROGRAM OF BEAVER COUNTY



October 12, 2010

Cheryle E. Campbell
Field Office Director
U.S. Department of H.U.D.
Pittsburgh Area Office, Mid-Atlantic Region
William S. Moorhead Federal Building
1000 Liberty Avenue
Suite 1000
Pittsburgh, PA 15222-4004

Board of Commissioners
Tony Amadio, Chairman
Joe Spanik
Charles A. Camp

**COMMUNITY DEVELOPMENT
PROGRAM OF
BEAVER COUNTY**

1013 Eighth Avenue
Beaver Falls, PA 15010

724-847-3889
800-339-0984
724-847-3861 FAX
www.cdbg.info

RE: Matters of Requirement, Community Development Block Grant Program
Beaver County, Pennsylvania
B-10-UC042-0102

Dear Ms. Campbell:

This letter is in response to the Matters of Requirement for Beaver County's Community Development Block Grant Program.

1. a. The Housing Authority and the County will continue to build on current collaborations to address this issue and will include outreach to landlords in both the private and Section 8 markets.

b. More collaboration and outreach will be done in an effort to provide more accessible housing.


c. The County will make affordable housing a priority for future development needs.

d. The County and the Housing Authority will work to ensure that all public housing and Section 8 residents are well-versed on the County's First-Time Homebuyer Program, the Authority's homeownership efforts and all related homeownership opportunities.

e. All parties will work to address the lack of access to public transportation at various public housing sites in an effort to promote the self-sufficiency of all residents.
2. Please be aware that our most recent AI was sent to HUD on April 9, 2009 which is more recent than "several years ago". The attached AI table has been revised to add the list of impediments and to include the plan for the 5-year period.

Should you require additional information do not hesitate to contact me.

Sincerely,



Lisa E. Signore
Director

Enclosures

LES/lt

Summary of 2010-2014 Fair Housing Goals/Strategies including Plan to Address Potential Impediments

Based on Analysis of Impediments completed April, 2009

IMPEDIMENTS TO BE ADDRESSED (listed by degree of importance)	GOALS	STRATEGIES TO MEET THE GOALS (How will you achieve your goals?)	RESPONSIBLE ENTITIES ASSIGNED TO MEET GOALS (Identify the organizations who will be undertaking the impediment)	BENCHMARK In which year of your Con/Plan do you plan to achieve this?	PROPOSED INVESTMENT (Amount of money) (Funding Source)	YEAR TO BE COMPLETED (is it contained in your Consolidated Plan Action Plan Goals?)	DATE COMPLETED (identify which year of the Consolidated Plan the action was addressed)	IF THE IMPEDIMENT WAS NOT ADDRESSED, PROVIDE AN EXPLANATION AS TO WHY AND WHEN
Black households may not consider housing opportunities across a broad range of municipalities and neighborhoods that provide a desirable quality of life and may contain affordable housing	Create awareness that there are affordable opportunities in other places than where Blacks are currently concentrated.	Create a rental database that includes all rental property in the County, sorted by price and school district so that people who now rent in downtown might consider something less urban (e.g. Connelly Park)	Fair Housing Officer (FHO) with Housing Locator from HPRP Beaver county Collaborative Action Network (BCCAN)	Centralized housing database will be compiled in 2010 Reviewed, updated and maintained in 2011, 2012, 2013, 2014	HPRP \$12,000 yearly CDBG \$300 yearly	2014		

Black households may not consider housing opportunities across a broad range of municipalities and neighborhoods that provide a desirable quality of life and may contain affordable housing	Create awareness that there are affordable opportunities in other places than where Blacks are currently concentrated.	Education: Provide Fair Housing training in places where there is a high concentration of black families, reminding them they are free to live wherever they want (e.g. public housing, community centers, Head Start, school districts, newsletters)	FHO	3 presentations in 2010 At least 3 presentations to be done in each year 2011, 2012, 2013, 2014	CDBG \$3000 yearly	2014		
Black households may not consider housing opportunities across a broad range of municipalities and neighborhoods that provide a desirable quality of life and may contain affordable housing	Create awareness that there are affordable opportunities in other places than where Blacks are currently concentrated.	Develop a webpage on the Beaver County Collaborative Action Network website dedicated exclusively to Fair Housing Issues	FHO BCCAN	Review, update & explore possibilities to enhance website in 2010, 2011, Enhance website 2012, 2013 Update and maintain website 2014	CDBG \$60 yearly	2014		
Black households may not consider housing opportunities across a broad range of municipalities and neighborhoods that provide a desirable quality of life and may contain affordable housing	Create awareness that there are affordable opportunities in other places than where Blacks are currently concentrated.	Distribute wallet-sized cards with Fair Housing contact information at public libraries, WIC offices, rental housing locations, churches, soup kitchens, county assistance offices, etc.	FHO	300 wallet-sized cards will be distributed in 2010 300 wallet-sized cards will be distributed each year in 2011, 2012, 2013, 2014	CDBG \$150 yearly	2014		

<p>Black households may not consider housing opportunities across a broad range of municipalities and neighborhoods that provide a desirable quality of life and may contain affordable housing</p>	<p>Create awareness that there are affordable opportunities in other places than where Blacks are currently concentrated.</p>	<p>Disseminate current information on Fair Housing rights in the form of posters and pamphlets throughout Beaver County. In addition, utilize public service announcements on cable television.</p>	<p>FHO</p>	<p>Fair housing poster project will be conducted in 2010, 2011, 2012, 2013, 2014</p> <p>Research how to place a public service announcement on cable television in 2010. Ad developed and placed in 2011, 2012, 2013, 2014</p>	<p>CDBG \$3485 yearly</p>	<p>2014</p> <p>2014</p>		
<p>Black households may not consider housing opportunities across a broad range of municipalities and neighborhoods that provide a desirable quality of life and may contain affordable housing</p>	<p>Create awareness that there are affordable opportunities in other places than where Blacks are currently concentrated.</p>	<p>Provide a comprehensive monthly report to Community Development detailing Fair Housing activities. Information will be incorporated into the annual CAPER</p>	<p>FHO</p>	<p>monthly reports provided to CDP in 2010,</p> <p>monthly reports provided to CDP in 2011, 2012, 2013, 2014</p>	<p>CDBG \$600 per year</p>	<p>2014</p>		

Lower income minority households have fewer affordable housing options	Increase the number of affordable housing options for lower income minority households	Continue the commitment of Community Development Program of Beaver County (CDP) to affordable housing options	HOBC Housing Authority of the County of Beaver (HACB) Housing and Homeless Coalition of Beaver County (HHC) Local Lenders FHO	Minorities will access First-Time Homebuyer program And access new affordable housing units in 2010 Minorities will access First-Time Homebuyer program And access new affordable housing units in 2011, 2012, 2013, 2014	Funding varies by year. For 2010: HOME \$847,268 Act 137 \$166,455 LIHTC unknown Housing Choice Voucher (Section 8) unknown	2014 2014	2010	
Lower income minority households have fewer affordable housing options	Increase the number of affordable housing options for lower income minority households	Continue to ensure that housing units rehabilitated or constructed with federal funds comply with ADA requirements	HACB Affordable Housing Developers	In 2010, 11 new units will comply with UFAS # of UFAS units required by HUD to be included in affordable housing projects in 2011, 2012, 2013, 2014	Housing Authority Captial Fund			

Lower income minority households have fewer affordable housing options	Increase the number of affordable housing options for lower income minority households	Expand accessibility requirements to universal design for all housing projects financed with federal funds	CDP Affordable Housing Developers	2010 – 1 privately developed unit provided for a disabled household 2011 – 3 privately developed units provided for disabled households 2012-2013 to be determined as HOME applications received	HOME 2010 - \$220,000 2011 - \$435,000 2012-2013 to be determined as HOME applications are funded			
Lower income minority households have fewer affordable housing options	Increase the number of affordable housing options for lower income minority households	Audit testing to identify discrimination	SWPALS FHO	Complete 3 audit testing sessions in 2010, Complete 3 audit testing sessions each year in 2011, 2012, 2013, 2014	CDBG \$ 2010 yearly	2014		
Lower income minority households have fewer affordable housing options	Increase the number of affordable housing options for lower income minority households	Provide legal representation at magisterial level for Fair Housing complaints	SWPALS FHO	Provide technical assistance & follow up for legal representation as necessary in 2010 Provide technical assistance & follow up for legal representation as necessary in 2011, 2012, 2013, 2014	CDBG \$ 800 yearly	2014		

Lower income minority households have fewer affordable housing options	Increase the number of affordable housing options for lower income minority households	Facilitate Fair Housing Training for realtors, municipal officials and planners, landlords, low-income housing developers, housing authority staff, fair housing testers, and local mortgage lenders.	FHO Southwest PA Legal Services (SWPALS)	2 presentations in 2010 2 presentations each year in 2011, 2012, 2013, 2014	CDBG \$1000 yearly	2014		
Lower income minority households have fewer affordable housing options	Increase the number of affordable housing options for lower income minority households	Continue a dedicated phone number for all inquiries and complaints on fair housing issues	FHO	Receive fair housing calls in 2010 Receive fair housing calls in 2011, 2012, 2013, 2014	CDBG \$1000 yearly			
Lower income minority households have fewer affordable housing options	Increase the number of affordable housing options for lower income minority households	Provide referrals to Legal Services and regional fair housing advocacy organizations.	FHO	Provide fair housing referrals in 2010 Provide fair housing referrals in 2011, 2012, 2013, 2014	CDBG \$2295 yearly			
Black households have far fewer options than white households when purchasing a home or renting a unit. Black households have a greater degree of difficulty in securing mortgage application approval.	Educate lenders and potential borrowers so both will be well informed	Continue Family Savings Account program through HACB	HACB	Continue the Family Savings account program in 2010 Continue the Family Savings account program in 2011, 2012, 2013, 2014 ongoing	Funded through HACB	2014		

<p>Black households have far fewer options than white households when purchasing a home or renting a unit. Black households have a greater degree of difficulty in securing mortgage application approval.</p>	<p>Educate lenders and potential borrowers so both will be well informed</p>	<p>Audit testing at local banks to identify discrimination in lending</p>	<p>FHO SWPALS</p>	<p>Begin program in 2010 – 1 round of Audit testing performed</p> <p>At least 4 rounds of audit testing performed each year in 2011, 2012, 2013, 2014</p>	<p>CDBG \$1000 each year</p>	<p>2014</p>		
<p>Black households have far fewer options than white households when purchasing a home or renting a unit. Black households have a greater degree of difficulty in securing mortgage application approval.</p>	<p>Educate lenders and potential borrowers so both will be well informed</p>	<p>Provide credit counseling sessions and services through Alliance for Consumer Protection</p>	<p>ACP FHO</p>	<p>Provide credit counseling services in 2010, 2011, 2012, 2013, 2014</p>	<p>HPRP \$20,000 per year</p>	<p>2014</p>		

COMMUNITY DEVELOPMENT PROGRAM OF BEAVER COUNTY



September 21, 2010

Board of Commissioners
Tony Amadio, Chairman
Joe Spanik
Charles A. Camp

Martha Shaw
Community, Planning and Development
U.S. Department of H.U.D.
Pittsburgh Area Office, Mid-Atlantic Region
William S. Moorhead Federal Building
1000 Liberty Avenue
Suite 1000
Pittsburgh, PA 15222-4004

**COMMUNITY DEVELOPMENT
PROGRAM OF
BEAVER COUNTY**

1013 Eighth Avenue
Beaver Falls, PA 15010

RE: Beaver County, Pennsylvania
Funding Approval Agreements for FY2010 CDBG, HOME and ESG

724-847-3889
800-339-0984
724-847-3861 FAX
www.cdbg.info

Dear Ms. Shaw:

Enclosed are two copies each of the signed CDBG, HOME and ESG
Funding Approval and Agreements for the fiscal year indicated above.
Should you require additional information do not hesitate to contact me.

Sincerely,

Lisa E. Signore
Director

Enclosures

LES/lt

Funding Approval and HOME Investment Partnerships Agreement

Title II of the National Affordable Housing Act

U.S. Department of Housing and Urban Development
Office of Community Planning and Development

OMB Approval No. 2506-0171
(Exp. 05/31/2007)

Public reporting burden for this collection of information is estimated to average 1 hour per response, including the time for reviewing instructions, searching existing data sources, gathering and maintaining the data needed, and completing and reviewing the collection of information. This agency may not conduct or sponsor, and a person is not required to respond to, a collection of information unless that collection displays a valid OMB control number.

The HOME statute imposes a significant number of data collection and reporting requirements. This includes information on assisted properties, on the owners or tenants of the properties, and on other programmatic areas. The information will be used: 1) to assist HOME participants in managing their programs; 2) to track performance of participants in meeting fund commitment and expenditure deadlines; 3) to permit HUD to determine whether each participant meets the HOME statutory income targeting and affordability requirements; and 4) to permit HUD to determine compliance with other statutory and regulatory program requirements. This data collection is authorized under Title II of the Cranston-Gonzalez National Affordable Housing Act or related authorities. Access to Federal grant funds is contingent on the reporting of certain project-specific data elements. Records of information collected will be maintained by the recipients of the assistance. Information on activities and expenditures of grant funds is public information and is generally available for disclosure. Recipients are responsible for ensuring confidentiality when public disclosure is not required.

1. Participant Name and Address Beaver County, Pennsylvania 1013 Eighth Avenue Beaver Falls, PA 15010	2. Participant Number M10-UC420504
	3. Tax Identification Number 25-6001019
	4. Appropriation Number 860/20205
	5. FY (yyyy) 2010

6. Previous Obligation (Enter "0" for initial FY allocation)	\$ 0
a. Formula Funds	\$ 0
b. Community Housing Development Org. (CHDO) Competitive	\$ 0
7. Current Transaction (+ or -)	\$ 847,268
a. Formula Funds	\$ 847,268
1. CHDO (For deobligations only)	\$ 0
2. Non- CHDO (For deobligations only)	\$ 0
b. CHDO Competitive Reallocation or Deobligation (see #18 below)	\$ 0
8. Revised Obligation	\$ 0
a. Formula Funds	\$ 0
b. CHDO Competitive Reallocation	\$ 0

9. Special Conditions (check applicable box) <input checked="" type="checkbox"/> Not applicable <input type="checkbox"/> Attached	10. Date of Obligation (Congressional Release Date) (mm/dd/yyyy) SEP 13 2010
--	--

This Agreement between the Department of Housing and Urban Development (HUD) and the Participating Jurisdiction/Entity is made pursuant to the authority of the HOME Investment Partnerships Act (42 U.S.C. 12701 et seq.). The Participating Jurisdiction's /Entity's approved Consolidated Plan submission/Application and the HUD regulations at 24 CFR Part 92 (as is now in effect and as may be amended from time to time) and this HOME Investment Partnership Agreement, form HUD-40093, including any special conditions, constitute part of this Agreement. Subject to the provisions of this Agreement, HUD will make the funds for the Fiscal Year specified, available to the Participating Jurisdiction/Entity upon execution of this Agreement by the parties. All funds for the specified Fiscal Year provided by HUD by formula reallocation are covered by this Agreement upon execution of an amendment by HUD, without the Participating Jurisdiction's execution of the amendment or other consent. HUD's payment of funds under this Agreement is subject to the Participating Jurisdiction's/Entity's compliance with HUD's electronic funds transfer and information reporting procedures issued pursuant to 24 CFR 92.502. To the extent authorized by HUD regulations at 24 CFR Part 92, HUD may, by its execution of an amendment, deobligate funds previously awarded to the Participating Jurisdiction/Entity without the Participating Jurisdiction's/Entity's execution of the amendment or other consent. The Participating Jurisdiction/Entity agrees that funds invested in affordable housing under 24 CFR Part 92 are repayable when the housing no longer qualifies as affordable housing. Repayment shall be made as specified in 24 CFR Part 92. The Participating Jurisdiction agrees to assume all of the responsibility for environmental review, decision making, and actions, as specified and required in regulation at 24 CFR 92.352 and 24 CFR Part 58.

11. For the U.S. Department of HUD (Name and Title of Authorized Official) John E. Tolbert, III, Director, Community Planning & Development	12. Signature <i>John E. Tolbert, III</i>	13. Date SEP 13 2010
14. For the Participating Jurisdiction/Entity (Name and Title of Authorized Official) Tony Amadio, Chairman, Beaver County Commissioners	15. Signature	16. Date 09 17 2010

17. Check one:
 Initial Agreement Amendment # _____

18. Funding Information:				CHDO Competitive Reallocation			
Source of Funds	Appropriation Code	PAS Code	Amount	Source of Funds	Appropriation Code	PAS Code	Amount
FY 2010 HOME	860/20205	HMC	\$847,268				\$
			\$				\$

Community Development Program of Beaver County



Lisa Troiani
Assistant Director

For Your Information

RECEIVED 9-16-10
Tracy, SEP 20 2010

Please have Chairman
Amedio sign and return
to me. This funding was
approved by Resolution
#062410-04. Thanks

LSA

1013 Eighth Avenue • Beaver Falls, PA 15010
Tel 724-847-3889 • Fax 724-847-3861 • TDD 724-847-2946
Email: ltroiani@co.bcaver.pa.us

Funding Approval/Agreement

Title I of the Housing and Community Development Act (Public Law 930383)

U.S. Department of Housing and Urban Development
Office of Community Planning and Development
Community Development Block Grant Program

HI-00515R of 20515R

2. Grantee's Complete Address (as shown in item 5 of Standard Form 424) 1013 Eighth Avenue Beaver Falls, PA 15010	3. Grantee's 9-digit Tax ID Number 25-6001019	4. Date use of funds may begin (mm/dd/yyyy) 09/01/10
	5a. Project/Grant No. 1 B-10-UC-42-0102	6a. Amount Approved \$4,218,691
	5b. Project/Grant No. 2	6b. Amount Approved
	5c. Project/Grant No. 3	6c. Amount Approved

Grant Agreement: This Grant Agreement between the Department of Housing and Urban Development (HUD) and the above named Grantee is made pursuant to the authority of Title I of the Housing and Community Development Act of 1974, as amended, (42 USC 5301 et seq.). The Grantee's submissions for Title I assistance, the HUD regulations at 24 CFR Part 570 (as now in effect and as may be amended from time to time), and this Funding Approval, including any special conditions, constitute part of the Agreement. Subject to the provisions of this Grant Agreement, HUD will make the funding assistance specified here available to the Grantee upon execution of the Agreement by the parties. The funding assistance specified in the Funding Approval may be used to pay costs incurred after the date specified in item 4 above provided the activities to which such costs are related are carried out in compliance with all applicable requirements. Pre-agreement costs may not be paid with funding assistance specified here unless they are authorized in HUD regulations or approved by waiver and listed in the special conditions to the Funding Approval. The Grantee agrees to assume all of the responsibilities for environmental review, decision making, and actions, as specified and required in regulations issued by the Secretary pursuant to Section 104(g) of Title I and published in 24 CFR Part 58. The Grantee further acknowledges its responsibility for adherence to the Agreement by sub-recipient entities to which it makes funding assistance hereunder available.

U.S. Department of Housing and Urban Development (By Name) John E. Tolbert, III	Grantee Name Beaver County, Pennsylvania
--	---

Title Director, Community Planning and Development Division	Title Tony Amadio, Chairman, Beaver County Commissioners
--	---

Signature <i>John E. Tolbert, III</i>	Date (mm/dd/yyyy) 08/18/2010	Signature <i>Tom Amadio</i>	Date (mm/dd/yyyy) 09/17/2010
--	---------------------------------	--------------------------------	---------------------------------

7. Category of Title I Assistance for this Funding Action (check only one) <input checked="" type="checkbox"/> a. Entitlement, Sec 106(b) <input type="checkbox"/> b. State-Administered, Sec 106(d)(1) <input type="checkbox"/> c. HUD-Administered Small Cities, Sec 106(d)(2)(B) <input type="checkbox"/> d. Indian CDBG Programs, Sec 106(a)(1) <input type="checkbox"/> e. Surplus Urban Renewal Funds, Sec 112(b) <input type="checkbox"/> f. Special Purpose Grants, Sec 107 <input type="checkbox"/> g. Loan Guarantee, Sec 108	8. Special Conditions (check one) <input type="checkbox"/> None <input checked="" type="checkbox"/> Attached	9a. Date HUD Received Submission (mm/dd/yyyy) 07/14/10	10. check one <input checked="" type="checkbox"/> a. Orig. Funding Approval <input type="checkbox"/> b. Amendment Amendment Number
		9b. Date Grantee Notified (mm/dd/yyyy)	
		9c. Date of Start of Program Year (mm/dd/yyyy) 09/01/10	
11. Amount of Community Development Block Grant			
	FY (2010)	FY ()	FY ()
a. Funds Reserved for this Grantee	\$4,218,691		
b. Funds now being Approved	\$4,218,691		
c. Reservation to be Cancelled (11a minus 11b)			

12a. Amount of Loan Guarantee Commitment now being Approved N/A	12b. Name and complete Address of Public Agency N/A
--	--

Loan Guarantee Acceptance Provisions for Designated Agencies:
The public agency hereby accepts the Grant Agreement executed by the Department of Housing and Urban Development on the above date with respect to the above grant number(s) as Grantee designated to receive loan guarantee assistance, and agrees to comply with the terms and conditions of the Agreement, applicable regulations, and other requirements of HUD now or hereafter in effect, pertaining to the assistance provided it.

12c. Name of Authorized Official for Designated Public Agency N/A
Title N/A
Signature N/A

HUD Accounting use Only

Batch	TAC	Program	Y	A	Reg	Area	Document No.	Project Number	Category	Amount	Effective Date (mm/dd/yyyy)	F
	153											
	176											
			Y					Project Number		Amount		
			Y					Project Number		Amount		

Date Entered PAS (mm/dd/yyyy)	Date Entered LOCCS (mm/dd/yyyy)	Batch Number	Transaction Code	Entered By	Verified By
-------------------------------	---------------------------------	--------------	------------------	------------	-------------

Special Conditions to Form HUD-7082

Beaver County, Pennsylvania

B-10-UC-42-0102

Notwithstanding any other provision of this agreement, no funds provided under this agreement may be obligated or expended for the planning or construction of water or sewer facilities until receipt of written notification from HUD of the release of funds on completion of the review procedures required under Executive Order (E.O.) 12372, Intergovernmental Review of Federal Programs, and HUD's implementing regulations at 24 CFR Part 52. The recipient shall also complete the review procedures required under E.O. 12372 and 24 CFR Part 52 and receive written notification from HUD of the release of funds before obligating or expending any funds provided under this agreement for any new or revised activity for the planning or construction of water or sewer facilities not previously reviewed under E.O. 12372 and implementing regulations.

Funding Approval Under the
Stewart B. McKinney Homeless Assistance Act

TIN No. 25-6001019

1. NAME OF APPLICANT Beaver County, Pennsylvania	2. GRANT NUMBER S-10-UC-42-0010
3. APPLICANT ADDRESS (Street, City, County, State, and Zip) 1013 Eighth Avenue Beaver Falls, PA 15010	4. DATE OF APPLICATION 2010
	5. DATE APPLICATION RECD July 14, 2010
	6. FUNDING APPROVAL <input checked="" type="checkbox"/> 1 ORIGINAL <input type="checkbox"/> 2 AMENDMENT NO.

7. AMOUNT OF EMERGENCY SHELTER GRANTS PROGRAM FUNDS APPROVED

a. Amount of ESGP Funds Currently Reserved for this Applicant....\$ 170,441

b. Amount of ESGP Funds Now Being Approved for this Applicant....\$ 170,441

c. Amount of Reservation to be cancelled (Line 7a minus 7b).....\$ - 0 -

8. SPECIAL CONDITIONS (Check applicable box)

a. 3 Not Applicable

b. 4 Attached

9. DATE APPLICANT NOTIFIED FUNDING HAS BEEN AUTHORIZED
SEP 13 2010

U.S. DEPARTMENT OF HOUSING AND URBAN DEVELOPMENT

BY John E. Tolbert, III
John E. Tolbert, III
Community Planning and Development Director

TITLE _____

DATE AUGUST 18, 2010

BACH	TRG	PROGRAM	Y	LINE	REG	ACCTG	AMOUNT	REQ	NO	PROJECT NUMBER
1	4	9	12	13	14	16	18	23	30	35
CATEGORY	AMOUNT 1				EFFECTIVE DATE	F	AMOUNT 2			SCHEDULE
38	41	45	50	54	60	61	65	70	74	

Grant No.: S-10-UC-42-0010
Official Contact Person: Lisa E. Signore
Telephone No: 724-728-3889
FAX: 724-847-3861
Email No: lsignore@co.beaver.pa.us
Tax ID No: 25-6001019
Unit of Government No: 429007

FY 2010 LOCAL GOVERNMENT GRANT AGREEMENT

EMERGENCY SHELTER GRANTS PROGRAM

This Grant Agreement is made by and between the United States Department of Housing and Urban Development (HUD) and Beaver County, Pennsylvania, the Grantee, for FY 2010 of the Emergency Shelter Grants Program in the amount of \$170,441. This grant was authorized by Subtitle B of Title IV of the McKinney-Vento Homeless Assistance Act, 42 U.S.C. 11301 (1988), as amended (the "Act"). In addition, the grant operates through HUD's regulations at 24 *CFR* Part 576, as now in effect and as may be amended from time to time, which are incorporated as part of this Agreement.

In reliance upon the Consolidated Plan and certifications, the Secretary agrees, upon execution of the Grant Agreement, to provide the Grantee with the agreed grant funds. The grantee must comply with requirements for record keeping and annual performance reporting to HUD within 90 days after the close of its consolidated program year, as required by 24 *CFR* 91.520. This includes the periodic information collected through HUD's Integrated Disbursements and Information System (IDIS). The grantee's IDIS reporting must include information on grant activities, project sponsors, project sites, and beneficiaries (including racial and ethnic data on participants). This information will be used for program monitoring and evaluation purposes.

The Grantee agrees to comply with all applicable laws and regulations in distributing funds provided under this Grant Agreement and to accept responsibility for ensuring compliance by subrecipient entities which my receive funding assistance.

The Grantee agrees to comply with the provisions of the environmental requirements of 24 *CFR* Part 58 as applicable under 24 *CFR* 576.57(e) with respect to funds provided under this Grant Agreement.

The Grantee further agrees to provide sufficient detail on matching funds so as to identify the specific sources and amounts of the funds as required by 42 *USC* 11375(a)(1).

This Grant Agreement is hereby executed by the following parties on the dates set forth below as follows:

UNITED STATES OF AMERICA
Secretary of Housing and Urban Development

By: John E. Tolbert, III 08/18/10
Signature and Date

John E. Tolbert, III

Community Planning and Development Director
Title

GRANTEE

By: Tony Amadio
Signature and Date

Tony Amadio

Typed Name of Signatory

Chairman, Beaver County Board of Commissioners

Title



U. S. Department of Housing and Urban Development
Pittsburgh Office
William S. Moorhead Federal Building
1000 Grant Avenue, Suite 1000
Pittsburgh, PA 15222-4004

SEP 13 2010

RECEIVED

SEP 16 2010

The Honorable Tony Amadio
Chairman, Beaver County Commissioners
County Courthouse
Beaver, PA 15009

Dear Mr. Amadio:

SUBJECT: Notification of Grant Award
Fiscal Year 2010 Action Plan
Beaver County, Pennsylvania

The Fiscal Year 2010 – 2014 Consolidated Plan and the Annual Action Plan submitted by Beaver County, Pennsylvania covering the period September 1, 2010 to August 31, 2011 has been reviewed by this Office and is hereby approved. The grant amounts are as follows:

Community Development Block Grant (CDBG) Project Number B-10-UC-42-0102	\$ 4,218,691
HOME Investment Partnerships Program (HOME) Project Number M10-UC420504	\$ 847,268
Emergency Shelter Grants Program (ESGP) Project Number S-10-UC-42-0010	\$ <u>170,441</u>
Total HUD Funding	\$5,236,400

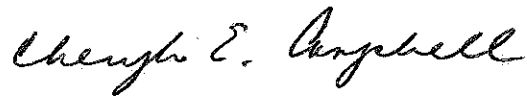
The funds for the above-noted programs will be obligated upon execution of the individual grant agreements by Beaver County, Pennsylvania and the U.S. Department of Housing and Urban Development. Based on the Consolidated Plan Final Rule, several requirements from the individual programs have been incorporated and, as in prior years, there are special requirements for each of the programs. Please note that Special Instructions are included with the Program Grant Agreement package that is enclosed with this notification.

There are Matters of Requirement enclosed with this letter that require a response within thirty days.

Enclosed are Funding Approval and Grant Agreement forms (three copies). Please execute the Agreements and return two copies of each signed contract document to the Pittsburgh HUD office to the attention of Martha Shaw in the Community Planning and Development Division.

If you have any questions or need assistance regarding this letter or other items related to this program, please call Pamela Coll, Public Trust Specialist, at 412-644-5459.

Sincerely,



Cheryle E. Campbell
Field Office Director

Enclosures

cc: Lisa E. Signore

**MATTERS OF REQUIREMENT
COMMUNITY DEVELOPMENT BLOCK GRANT PROGRAM
BEAVER COUNTY, PENNSYLVANIA
B-10-UC-42-0102**

1. The following comments were made by the Office of Public Housing. Please consider these comments in the implementation of your community development activities:
 - a. The Plans continue to document a need for more decent affordable one bedroom rental units. The Housing Authority and the County are encouraged to build on current collaborations to address this issue. This should include more outreach efforts to landlords in both the private and Section 8 markets.
 - b. The Plans continue to document disabled households as representing an “underserved” population with inadequate available housing resources. While the Plans document the Authority’s efforts to provide more accessible housing, this continues to fall short of local need. More collaboration and outreach is needed to address this housing shortfall.
 - c. The County is encouraged to make the creation of accessible affordable housing a priority for future development projects.
 - d. The Plans outline the County’s First-Time Homebuyer Program and mention the Authority’s homeownership efforts. Both parties are encouraged to ensure all public housing and Section 8 residents are well-versed on these and all related homeownership opportunities.
 - e. The Plans note a lack of access to public transportation at various public housing sites. This issue needs to be addressed by all parties to support the Authority’s efforts to promote the self-sufficiency of all residents.

2. The following comment was made by the FHEO (Fair Housing and Equal Opportunity) Division:
 - a. The County last updated its AI (Analysis of Impediments) several years ago so it is fairly recent and likely still accurately reflects the reality of the existing fair housing situation in the County. In order to show an effective plan to affirmatively further fair housing choice, the plans need to expressly state the impediments to fair housing choice that are listed in the AI, and show what actions the County intends to take in order to overcome the effects of those impediments.

While the Plans have an attachment (Appendix H) entitled Impediments to Fair Housing Choice, the attachment only lists planned activities for one year (2010) and does not list the impediments themselves. To adequately address the topic of Affirmatively Furthering Fair Housing, FHEO requires that the impediments from the AI be listed, and that each of the proposed fair housing activities be linked to the specific impediment it is intended to address. Moreover, the Consolidated Plan covers a five-year period, and the document shows no planned fair housing activities or specific fair housing goals for the County beyond 2010.

Within thirty days of the date of this letter, please submit a response to the above two comments.

COMMUNITY DEVELOPMENT BLOCK GRANT PROGRAM

SPECIAL INSTRUCTIONS

Enclosed is the Grant Agreement and Funding Approval for the CDBG program (three copies of HUD-7082) which constitutes the contract between the Department of Housing and Urban Development and the County of Beaver, Pennsylvania. You should note particularly any special conditions included in Item 8 of the Funding Approval.

In order to establish a Line-of-Credit for the FY 2010 CDBG Grant, it will be necessary for you to execute all three copies and return two copies of the grant agreement to this Office within 60 days of the transmittal date as failure to do so may be deemed to constitute rejection of the grant and cause for HUD to determine that the funds are available for reallocation to other grantees. In addition, if there is a need to delete or add individuals authorized to access the Integrated Disbursement Information System, (IDIS), the vehicle your community uses to drawdown funds, an IDIS Access Request Form must be prepared, notarized and returned to this Office. Also, if there is a need to establish or change the deposit account to which these grant funds are to be wired, a Direct Deposit Sign-Up Form (SF-1199A) must be completed by you and your financial institution and mailed to this Office.

You are reminded that CDBG entitlement funds must be drawn on a first-in first-out (FIFO) basis. This means that before requesting CDBG entitlement funds from a newly established line-of-credit, you should have first drawn all the funds from the previous years' line(s)-of-credit. Please note that the FIFO method only applies to CDBG entitlement program funds.

The special condition in your CDBG Grant Agreement and Funding Approval concerning the review procedures under Executive Order (E.O.) 12372, Intergovernmental Review of Federal Programs and HUD's implementing regulations at 24 CFR Part 52 restricts the obligation, or expenditure of funds for the planning or construction of water or sewer facilities until the completion of the review process and receipt of written notification of release of funds from HUD. Your Action Plan for Fiscal Year 2010 includes funds for the planning and construction of water and sewer facilities which are subject to Executive Order (E.O.) 12372, Intergovernmental Review of Federal Programs, Section 204 of the Demonstration Cities and Metropolitan Development Act of 1966 and HUD's implementing regulations at 24 CFR Part 52. The special condition in your CDBG Grant Agreement and Funding Approval concerning the review procedures under this Executive Order restricts the obligation or expenditure of funds for the planning or construction of water or sewer facilities until the completion of the review process and receipt of written notification of release of funds from HUD.

Any activity subject to review under E.O. 12372 (which may be added through an amendment or other revision to your Action Plan), remains subject to the special conditions of the Executive Order. Before obligating or expending funds for such other activities, you will have to complete the review process and obtain a release of funds from HUD.

Further, certain activities are subject to the provisions of 24 CFR Part 58 (Environmental Review Procedures for the Community Development Block Grant Program). Funds for such activities may not be obligated or expended unless the release of funds has been approved in writing by HUD. A request for the release of funds must be accompanied by an environmental certification. In addition, it is required that the County be in compliance with Section 504 and the Americans with Disabilities Act (ADA), 24 CFR Part 35.

HOME INVESTMENT PARTNERSHIPS

SPECIAL INSTRUCTIONS

Enclosed are three copies of the Funding Approval and HOME Investment Partnership Agreement (Form HUD-40093) that constitute the contract between the Department of Housing and Urban Development and the County of Beaver, Pennsylvania. In order for the funds to be made available in the County's Line of Credit and be accessed by the Integrated Disbursement Information System (IDIS) for this grant, it will be necessary for you to execute and return two copies of the Funding Approval and HOME Investment Partnership Agreement. Failure to execute and return the grant agreement within 60 days of the transmittal date may be deemed to constitute rejection of the grant and cause for HUD to determine that the funds are available for reallocation to other grantees.

You are reminded that certain activities are subject to the provisions of 24 CFR Part 58 (Environmental Review Procedures for the Community Development Block Grant Program). Funds for such activities may not be obligated or expended until HUD approves the release of funds in writing. A request for release of funds must be accompanied by an environmental certification. In addition, it is required that the City be in compliance with Section 504 and the Americans with Disabilities Act (ADA), 24 CFR Part 35.

EMERGENCY SHELTER GRANTS

SPECIAL INSTRUCTIONS

You should be aware of a critical deadline that is set forth in the program regulations. Section 576.35(b) requires that all of your ESG grant amounts be expended within 24 months from the date of this letter. Any grant amounts that are not expended by this date may be recovered and reallocated for use in accordance with the Final Rule (published in the Federal Register on October 2, 1996.) This deadline represents a maximum time period. We feel sure that you will make every effort to expend all of your funds within this period.

There is a significant addition to the ESG statute. Section 1402(d) of the Housing and Community Development Act of 1992 amends Section 415 of the Stewart B. McKinney Homeless Assistance Act by adding a subsection that requires that termination of assistance to any individual or family must be in accordance with a formal process established by the recipient. This addition to the statute states:

"If an individual or family who receives assistance ... from a recipient violates program requirements, the recipient may terminate assistance in accordance with a formal process established by the recipient that recognizes the rights of individuals affected, which may include a hearing."

The Grant Agreement and Funding Approval forms (three copies) together with your approved application and the regulations at 24 CFR Part 576, constitute your contract with the U.S. Department of Housing and Urban Development (HUD). You should particularly note any special conditions included in Item 8 of the Funding Approval form. It will be necessary for you to execute and return two copies (with original signatures) of the Grant Agreement within 60 days of the date of this letter.

It is also important to note that funds should not be obligated or expended for activities in projects that have not been previously environmentally cleared. They may be obligated or expended only after the Request for Release of Funds and Certification of compliance with environmental regulations at 24 CFR Part 58 have been approved in writing by HUD. The Request for Release of Funds and Certification will be approved for projects provided 15 calendar days have elapsed from time of receipt of the Request for Release of Funds and Certification (see HUD Form 7015.15) and if no objections from the public have been received.

COMMUNITY DEVELOPMENT PROGRAM OF BEAVER COUNTY



August 9, 2010

John E. Tolbert, III, Director
Community, Planning and Development
U.S. Department of H.U.D.
Pittsburgh Area Office, Mid-Atlantic Region
William S. Moorhead Federal Building
1000 Liberty Avenue
Suite 1000
Pittsburgh, PA 15222-4004

Board of Commissioners
Tony Amadio, Chairman
Joe Spanik
Charles A. Camp

**COMMUNITY DEVELOPMENT
PROGRAM OF
BEAVER COUNTY**

1013 Eighth Avenue
Beaver Falls, PA 15010

RE: Beaver County, Pennsylvania
5 Year Consolidated Plan and 1 Year Action Plan

724-847-3889
800-339-0984
724-847-3861 FAX
www.cdbg.info

Dear Mr. Tolbert:


This letter is in response to your letter requesting additional information for Beaver County's 5 Year Consolidated Plan and 1 Year Action Plan.

1. SF-424: The corrected SF-424 with original signature is enclosed.
2. Public Housing Information: A revised Strategic Action Plan narrative is enclosed. Information on the physical condition of the public housing units, the restoration and revitalization needs of public housing projects and the results from the Section 504 needs assessment have been added on page 23. These additions are highlighted.
3. Revised Tables: Revised Tables are enclosed. Goals for years 2, 3, 4 and 5 have been added to the following tables:
 - Summary of Specific Annual Objectives
 - Housing Needs Table
 - Homeless Needs Table: Individuals
 - Homeless Needs Table: Families
 - Non-Homeless Special Needs Including HOPWA Table
 - Housing and Community Development Activities Table
4. Project Sheet Corrections: Attached are corrected project sheets reflecting the following changes:

- a. Activity No. 100500 Beaver Falls Paving Matrix Code changed to 03K.
- b. Activity No. 105510 Geneva After School Enrichment Matrix Code changed to 05D.
- c. Activity No. 103700 NB Townsend Park Sidewalks Matrix Code changed to 03L.
- d. Activity No. 10999 CDBG Program Admin Priority Need Category changed to Planning/Administration.
- e. Activity No. 105517 Countywide Streetscape Matrix Code changed to 03L.
- f. Activity No. 105515 Main Street Network was assigned the 19C Matrix Code because the project consists of providing technical assistance on implementing the main street approach to economic development. This technical assistance is rendered to local revitalization organizations which are either community development organizations or business district authorities in the ten downtown communities in Beaver County. The description has been corrected on the project sheet.
- g. Activities HOME10-3 CHDO Set Aside and HOME 10-2 Other HOME Funded Activities funding amounts corrected.
- h. Other HOME Funded Activities project sheet number corrected from "HOME 10-1" to HOME 10-2."
- i. ESG 10-2 Shelter Oper & Support Svcs funding amount corrected.

Should you require additional information do not hesitate to contact me.

Sincerely,



Lisa E. Signore
Director

Enclosures

LES/lt



SF 424 (Corrected)

The SF 424 is part of the CPMP Annual Action Plan. SF 424 form fields are included in this document. Grantee information is linked from the 1CPMP.xls document of the CPMP tool.

SF 424

Complete the fillable fields (blue cells) in the table below. The other items are pre-filled with values from the Grantee Information Worksheet.

7/17/10		Applicant Identifier		Type of Submission	
Date Received by state	State Identifier	Application		Pre-application	
Date Received by HUD	Federal Identifier	<input type="checkbox"/> Construction	<input type="checkbox"/> Construction	<input type="checkbox"/> Non Construction	<input type="checkbox"/> Non Construction
Applicant Information:					
County of Beaver		PA429007 Beaver County			
1013 Eighth Avenue		068 754 019			
		County			
Beaver Falls	Pennsylvania	Department			
15009	Country U.S.A.	0			
Employer Identification Number (EIN):		Beaver			
25-6001019		09/01			
Applicant Type:		Specify Other Type if necessary:			
Local Government: County		0			
Program Funding		U.S. Department of Housing and Urban Development			
Catalogue of Federal Domestic Assistance Numbers; Descriptive Title of Applicant Project(s); Areas Affected by Project(s) (cities, Counties, localities etc.); Estimated Funding					
Community Development Block Grant		14.218 Entitlement Grant			
2010 CDBG Program		Countywide			
\$ Federal Entitlement: \$4,218,691		\$Additional HUD Grant(s) Leveraged		Describe	
\$Additional Federal Funds Leveraged		\$Additional State Funds Leveraged \$574,640			
\$Locally Leveraged Funds		\$Grantee Funds Leveraged			
\$Anticipated Program Income \$220,000		Other (Describe) \$81,489 reprogrammed CDBG funds			
Total Funds Leveraged for CDBG-based Project(s): \$5,094,820					
Home Investment Partnerships Program		14.239 HOME			
FY 2010 HOME Program		Countywide			
\$HOME Grant Amount \$847,268		\$Additional HUD Grant(s) Leveraged		Describe	
\$Additional Federal Funds Leveraged \$2,751,300 LIHTC		\$Additional State Funds Leveraged			
\$Locally Leveraged Funds \$226,455 Act 137		\$Grantee Funds Leveraged			

\$Anticipated Program Income		Other (Describe)	
Total Funds Leveraged for HOME-based Project(s): \$3,825,023			
Housing Opportunities for People with AIDS		14.241 HOPWA	
HOPWA Project Titles		Description of Areas Affected by HOPWA Project(s)	
\$HOPWA Grant Amount	\$Additional HUD Grant(s) Leveraged	Describe	
\$Additional Federal Funds Leveraged		\$Additional State Funds Leveraged	
\$Locally Leveraged Funds		\$Grantee Funds Leveraged	
\$Anticipated Program Income		Other (Describe)	
Total Funds Leveraged for HOPWA-based Project(s)			
Emergency Shelter Grants Program		14.231 ESG	
ESG Project Titles		Countywide	
\$ESG Grant Amount \$170,441	\$Additional HUD Grant(s) Leveraged	Describe	
\$Additional Federal Funds Leveraged \$1,035,049 Supportive Housing and Shelter Plus Care, \$50,000 State ESG		\$Additional State Funds Leveraged \$145,076 Homeless Assistance Program (HAP)	
\$Locally Leveraged Funds		\$Grantee Funds Leveraged	
\$Anticipated Program Income		Other (Describe)	
Total Funds Leveraged for ESG-based Project(s): \$1,400,566			
Congressional Districts of:		Is application subject to review by state Executive Order 12372 Process?	
Applicant Districts: 4 & 18	Project Districts: 4 & 18		
Is the applicant delinquent on any federal debt? If "Yes" please include an additional document explaining the situation.		<input checked="" type="checkbox"/> Yes	This application was made available to the state EO 12372 process for review 5/20/10
		<input type="checkbox"/> No	Program is not covered by EO 12372
<input type="checkbox"/> Yes	<input checked="" type="checkbox"/> No	<input type="checkbox"/> N/A	Program has not been selected by the state for review

Person to be contacted regarding this application		
Lisa	E.	Signore
Director	724-847-3889; 724-847-3889	724-847-3861; 724-847-3861
lignore@beavercountypa.gov	www.cdbg.info	Other Contact
Signature of Authorized Representative <i>Tommy Cemedio</i>		Date Signed 08/03/10



3-5 Year Strategic Plan (REVISED)

This document includes Narrative Responses to specific questions that grantees of the Community Development Block Grant, HOME Investment Partnership, Housing Opportunities for People with AIDS and Emergency Shelter Grants Programs must respond to in order to be compliant with the Consolidated Planning Regulations.

NAME OF JURISDICTION: County of Beaver

Consolidated Plan Time Period: September 1, 2010 – August 31, 2014

GENERAL

Executive Summary

The Executive Summary is required. The Summary must include the objectives and outcomes identified in the plan and an evaluation of past performance.

3-5 Year Strategic Plan Executive Summary:

It is clear that the biggest issue for low income renters and homeowners alike is the financial burden of the cost of their housing. One easy way to assist renters is to have more public housing available; however, the number of public housing units is already close to the maximum number allowed for Beaver County. Therefore, it is clear that the private sector must be able to fulfill the need of making housing affordable. In addition, the waiting list for housing authority apartments is comprised mostly of individuals who are waiting for efficiency or 1 bedroom apartments. This is also the case for persons who are disabled.

Based on the current Fair Market Rent (FMR) for our area, it is almost impossible to reasonably house the population with the greatest need with rents as high as \$730 for a 2-bedroom unit. We cannot expect, for example, a single parent with two children with a gross income less than \$29,000/year to manage rental costs of \$8,760 plus utilities. Therefore, many single parents with children are priced out of the desirable, privately-owned rental units. They often remain in precarious living environments while on a waiting list for public housing.

In order to address this issue, we encourage our private developers to consider more reasonable rent structures that fall somewhere below the FMR. We also continue to be supportive of a strong TBRA program.

We have also found through our Point-in-Time surveys, that we continuously discover a need for emergency and transitional housing for individual men, shelter space for individuals with special needs and shelter space for families. As the funding trend at the national level continues to focus on permanent housing, we find that many of the most vulnerable individuals are "falling through the cracks".

We are committed to our public/private partnerships that are fostered through the County's continuum. We are working with a private non-profit that seeks to find a suitable shelter site in an area that receives local municipal and community support. The funding needed to keep such a program sustainable will be sought through what public support might be available, but will largely rely upon support from local churches, community groups, individuals and foundations.

Due to a decade of decline in funding for programs such as CDBG and HOME, we find that our communities have had to work with less, prioritizing their most basic needs. Some of the resulting stress has been relieved by the provision of funds through the American Recovery and Reinvestment Act of 2009. The County has committed its allocation to the development of neighborhood grocery stores in our lowest income communities and infrastructure improvements in downtown revitalization areas. It is our hope that these activities will bring about economic development and a stronger housing market in our urban areas. The Homeless Prevention and Rapid Re-Housing Program has made a strong impact on our efforts to provide longer term, safe and stable housing. The individuals and families who participate in the program are able to access the supports provided through HPRP and the CSBG-Recovery program to become and remain self-sufficient.

Strategic Plan

Due every three, four, or five years (length of period is at the grantee's discretion) no less than 45 days prior to the start of the grantee's program year start date. HUD does not accept plans between August 15 and November 15.

Mission: The primary goals of the Community Development Program are to improve housing conditions; improve Public Facilities; and improve and enhance the quality of life for county residents. These goals are achieved through a variety of functions and activities related to Community and Economic Development and the provision of public services through financial assistance to communities, organizations, and individuals in the county.

MANAGING THE PROCESS

Consultation 91.200(b)

1. Identify the lead agency or entity for overseeing the development of the plan and the major public and private agencies responsible for administering programs covered by the consolidated plan.

The Community Development Program of Beaver County (CDP) is the County department that administers programs covered by the Consolidated Plan through direct project management and through agreements with subrecipients.

2. Identify agencies, groups, and organizations that participated in the process. This should reflect consultation requirements regarding the following:

- **General §91.100 (a)(1)** - Consult with public and private agencies that provide health services, social and fair housing services (including those focusing on services to children, elderly persons, persons with disabilities, persons with HIV/AIDS and their families, homeless persons) during the preparation of the plan.

Letters requesting input through a survey were sent to public and private agencies, organizations and groups that provide health services, social and fair housing services, including those that focus on services to children, elderly persons, persons with disabilities, persons with HIV/AIDS and their families and homeless persons in the preparation of the plan. The list of agencies that were solicited are included under *Agencies & Adjacent Consultations* tab of this document.

The following CHDO's were also consulted on housing issues: Habitat for Humanity, Beaver County Community Development Organization (BCCHDO), Harbor Point Housing, Changing the World, and Tiger Pause.

All municipalities within the County were asked to complete a survey. All agencies, organizations, groups and municipalities were given the opportunity to include a list of their long term needs in their applications for CDBG funding. Citizens were also asked to prioritize community needs.

The Beaver County Office on Aging and the Housing Authority of Beaver County were consulted through the review of its plan. The website of Beaver County Behavioral Health, which encompasses the County's provision of mental health services, mental retardation services, drug and alcohol services, early intervention services, and behavioral health services to people on Medical Assistance.

- **Homeless strategy §91.100 (a)(2)** – Consult with public and private agencies that provide assisted housing, health services, and social services to determine what resources are available to address the needs of any persons that are chronically homeless.

The following Members of The Housing and Homeless Coalition were consulted in determining the resources available and needs of the homeless and the chronic homeless. The types of services each provides is listed next to their name.

- Beaver County Children and Youth Services, social services
- Beaver County Commissioners, government
- Beaver County Behavior Health, social Services
- Department of Public Welfare, social Services

- Housing Authority of the County of Beaver, assisted housing
- Neighborhood Legal Services, legal services
- Beaver County Jail Task Force, social services
- Beaver County Probation Office, social services
- Harbor Point Housing, assisted housing
- Supportive Services, Inc., assisted housing
- Women's Center of Beaver County, assisted housing
- Catholic Charities, social services
- Help House, assisted housing
- Salvation Army/Friendship Homes, assisted housing
- Heritage Valley Hospital – Mental Health Services, health services
- Contact Beaver Valley, social services
- Beaver County Collaborative Action Network, social services
- Southwestern Pennsylvania Aids Planning Coalition, social services
- Beaver County Head Start, social services
- Individuals who are or were homeless
- Citizens One to One Advocacy, social services
- Gateway/Beaver County LAUNCH, social services
- Habitat for Humanity, assisted housing
- Forensic Assertive Community Treatment Team, social services
- Department of Veterans Affairs, assisted housing and social services

The Continuum of Care, which is included under the *Continuum of Care* tab of this document, developed by the Homeless Task Force was also reviewed and incorporated in the strategic plan.

- **Lead lead-based paint hazards** §91.100 (a)(3) – Consult with State or local health and child welfare agencies and examine existing data related to lead-based paint hazards and poisonings.

Beaver County Children and Youth Services was consulted regarding child lead based paint hazards prevention and education in Beaver County. Statistics for Beaver County and Pennsylvania were found on the Pennsylvania Department of Health website at the EpiQMS (Epidemiologic Query & Mapping System) link. The United States Center for Disease Control (CDC) website and a HUD publication also provided statistics and information.

- **Adjacent governments** §91.100 (a)(4) -- Notify adjacent governments regarding priority non-housing community development needs. Adjacent governments in Pennsylvania (Allegheny County, Butler County, Washington County, and Lawrence County) and Ohio (Hancock County and Columbiana County) were notified in writing regarding priority non-housing community development needs. See *Agencies & Adjacent Consultations* tab for more information.
- **Metropolitan planning** §91.100 (a)(5) -- Consult with adjacent units of general local government, including local government agencies with

metropolitan-wide planning responsibilities, particularly for problems and solutions that go beyond a single jurisdiction, i.e. transportation, workforce development, economic development, etc.

Adjacent governments in Pennsylvania (Allegheny County, Butler County, Washington County, and Lawrence County) and Ohio (Hancock County and Columbiana County) were consulted in writing regarding the development of Beaver County's Consolidated Plan.

See *Agencies & Adjacent Consultations* tab for more information.

Data and program information was obtained from the Southwestern Pennsylvania Commission (SPC) which is the Pittsburgh region's metropolitan-wide planning agency. A Beaver County Commissioner is a member of SPC's Board. The work of the SPC includes transportation, workforce development, economic development, community assistance and environmental justice.

- **HOPWA §91.100 (b)** -- Largest city in EMSA consult broadly to develop metropolitan-wide strategy for addressing needs of persons with HIV/AIDS and their families.
Beaver County does not receive HOPWA funds, therefore this section does not apply.
- **Public housing §91.100 (c)** -- Consult with the local public housing agency concerning public housing needs, planned programs, and activities.
The Housing Authority of the County of Beaver (HACB) was consulted through the review of their plan, surveys and discussion.

Citizen Participation 91.200 (b)

3. Based on the jurisdiction's current citizen participation plan, provide a summary of the citizen participation process used in the development of the consolidated plan. Include a description of actions taken to encourage participation of all its residents, including the following:
 - Low- and moderate-income residents where housing and community development funds may be spent; a citizen survey was advertised in the Beaver County Times, the newspaper of general circulation in Beaver County. A link to this survey was also placed on the Beaver County Times online website. After a notice is published in the Beaver County Times, a copy of the plan is placed on display for 30 days in libraries in low income areas of the County. Published notice invites citizens to give input on needs and feedback on the plan directly to the County through the Community Development Program. All citizens are invited to voice their community's needs and comment on the plan at public hearings advertised in the Beaver County Times.

- Minorities and non-English speaking persons, as well as persons with disabilities; The Beaver County Minority Coalition provided input and recommendations regarding the selection of projects in areas of the greatest minority concentration in Beaver County. In addition, the plan was placed on review at handicapped accessible public facilities, including libraries and the courthouse for ease of access for people with disabilities.
 - Local and regional institutions and other organizations (including businesses, developers, community and faith-based organizations); Community and Faith-based organizations were solicited to give input through surveys. Businesses are consulted through the Main Street Network program. Developers are consulted primarily in conjunction with the HOME program and funds regarding providing affordable housing. Local school districts are given the opportunity to submit information on their long-term needs with their applications for CDBG funding. Local main street organizations, which include representation from the business sector were surveyed and given the opportunity to comment on services provided under the County's Main Street Network Program.
 - Residents of public and assisted housing developments and recipients of tenant- based assistance; The HACB held meetings to discuss their FY 2010 Agency Plan with our Resident Advisory Board (RAB) which is comprised of representatives from each of the public housing developments and the Section 8 Housing Choice Voucher Program. These meetings were held on January 21, 2010 and on March 18, 2010. The March 18th meeting was also the HACB public hearing for their FY 2010 Agency Plan. See *Housing Authority / Capital Fund* tab for more information.
 - Residents of targeted revitalization areas. The Citizen survey was advertised in the local newspaper and the municipalities were sent letters asking for survey input. See the *Citizen Participation in Current Plan* tab and the *Agencies & Adjacent Consultations* tab of this document for more information.
4. Provide a description of the process used to allow citizens to review and submit comments on the proposed consolidated plan, including how the plan (or a summary of the plan) was published for review; the dates, times and locations of a public hearing, or hearings; when and how notice was provided to citizens of the hearing(s); the dates of the 30 day citizen comment period, and if technical assistance was provided to groups developing proposals for funding assistance under the consolidated plan and how this assistance was provided.

See *Beaver County Citizen Participation Plan* tab for a description of the citizen review process. A public needs hearing, advertised in the Beaver County Times, was held on Tuesday, May 4, 2010 to solicit citizen input for the development of the five Year Consolidated Plan and Annual Action Plan. A

second hearing, advertised in the Beaver County Times, was held on Friday, June 4, 2010 asking for input on the proposed Five Year Consolidated Plan and Annual Action Plan. Finally, citizens had the opportunity to provide comments on the Consolidated Plan and Annual Action Plan at the public meeting of the Board of Beaver County Commissioners on June 24, 2010 where the Commissioners voted on their submission to HUD. The 30-day citizen comment period ran from May 20, 2010 to June 20, 2010. See *Citizen Participation in Current Consolidated Plan* tab for proof of publication of the notices, meeting minutes, meeting attendance, and other information on participation in the current plan.

Technical assistance to groups developing proposals was done through phone calls and meetings with the Director or Deputy Director of the Community Development Program at the request of the organization's representative. All applications received by the due date were reviewed for activity eligibility and ability to meet a national objective. If an application appeared incomplete, the applicant was contacted for the information required to make the determination as to whether the project activity was eligible and met a national objective.

5. Provide a summary of citizen comments or views received on the plan and explain any comments not accepted and reasons why these comments were not accepted.

*Please note that Citizen Comments and Responses may be included as additional files within the CPMP Tool.

Comments were asked for at both public hearings. Please refer to the *Citizen Participation in Current Plan* tab for the hearing minutes which include all verbal comments made. All comments made or submitted were accepted.

HOUSING AND HOMELESS NEEDS

Housing Needs 91.205

***If not using the CPMP Tool:** Complete and submit CHAS Table from:

<http://socds.huduser.org/scripts/odbc.exe/chas/index.htm>

***If using the CPMP Tool:** Complete and submit the Needs/Housing Table

6. In this narrative, describe the estimated housing needs projected for the next five year period for the following categories of persons: extremely low-income, low-income, moderate-income, and middle-income families, renters and owners, elderly persons, persons with disabilities, including persons with HIV/AIDS and their families, single persons, large families, public housing residents, victims of domestic violence, families on the public housing and section 8 tenant-based waiting list, and discuss specific housing problems, including: cost-burden, severe cost-burden, substandard housing, and overcrowding (especially large families) and substandard conditions being

experienced by extremely low-income, low-income, moderate-income, and middle-income renters and owners compare to the jurisdiction as a whole. The jurisdiction must define the terms "standard condition" and "substandard condition but suitable for rehabilitation."

Based on CHAS 2009 Tables, the estimated housing needs projected for the next five year period are contained under the *Housing Needs Table* tab in this document. Based on the data provided by the CHAS 2009 Tables, the prevalence of housing problems by household type and income level will be discussed in this housing needs analysis.

Housing Problems: Households that have a moderate or severe cost burden, are overcrowded or are substandard are considered to have housing problems. A household that pays 30% to 50% of its monthly income for housing is considered to have a **moderate housing cost burden**. A household that pays more than 50% of its monthly income for housing is considered to have a **severe housing cost burden**. A household with a ratio of more than one person per room is considered to be **overcrowded**. A housing unit without complete kitchen and plumbing facilities is considered to be **substandard**. "**Standard condition**" of a housing unit is to have complete kitchen and plumbing facilities. "**Substandard condition but suitable for rehabilitation**" is a unit that housing that fails to meet HUD's Housing Quality Standards (HQS). For this analysis, "**Adequate Housing**" means a unit in Standard Condition that is not overcrowded, where the household pays less than 30% of its monthly income for housing costs.

Household Types: An **Elderly Household** is a one or two person household of which either person is 62 or older. A **Small related** household consist of 2-4 people who are related. A **Large related** household with 5 or more people who are related. All **Other Households** are households that do not fit the definition of elderly, small related or large related. The category of **Other Households** would include single people and households that have at least one person who is not related to the other person or people in the household.

Income levels: A household whose income is 30% or less of the median family income (MFI) for Beaver County's region (the Pittsburgh Metropolitan Region) is considered **Extremely Low income**. A household whose income is more than 30% and less than or equal to 50% of the median family income (MFI) for Beaver County's region (the Pittsburgh Metropolitan Region) is considered **Very Low Income**. A household whose income is more than 50% and less than or equal to 80% of the median family income (MFI) for Beaver County's region (the Pittsburgh Metropolitan Region) is considered **Low Income**.

Elderly renter households with less than 30% MFI: Four percent of all elderly households in Beaver County and approximately 1/4 of all elderly renter households fall in this category. There are a total of 1175 of these households in Beaver County. Of this total approximately 1/4 have a

moderate cost burden, another ¼ have a severe cost burden and 202 households or 17% are overcrowded or live in substandard housing. It is significant 68.5% of elderly renter households with less than 30% MFI have serious housing problems. A total of 805 households, a significant number, in this category need adequate housing.

Small related renter households with less than 30% MFI: This category makes up 5% of all renter households in Beaver County and 1.8% of all small related households in Beaver County. Of the number of small related households at this income level, approximately ¼ have a moderate cost burden, and 326 or 48.9% of these households have a severe cost burden. Of approximately 12 households that live in substandard conditions, 8 households also have a severe cost burden. A significant number, 479 or 72%, of households at this level must pay too great a share of their monthly income for housing.

Large related renter households with less than 30% MFI: This category makes up only 1.9% of all renter households in Beaver County and 9% of all large related households in Beaver County. Of the number of large related households at this income level, approximately ¼ have a moderate cost burden, and 43 or 48.9% of these households have a severe cost burden. All of the large related households at this income level are overcrowded. Approximately 2 large related households live in substandard conditions.

All other renter households with less than 30% MFI: This category makes up only 17% of all renter households in Beaver County and 8% of all other households in Beaver County. Of the number of all other households at this income level, approximately ¼ have a moderate cost burden, and 382 or 48.9% of these households have a severe cost burden. Approximately 14 of this category live in substandard conditions.

Elderly owner households with less than 30% MFI: 19.6% percent of all elderly households in Beaver County and approximately 14.6% of all elderly renter households fall in this category. There are a total of 2,215 of these households in Beaver County. Of this total approximately 39.8% or 882 have a moderate cost burden, another 41.2% or 913 have a severe cost burden and less than 70 of all Beaver County owner households at this income level live in substandard housing, substandard housing does not appear to be a significant problem for the elderly owner households at this income. It is significant that 80.1% of elderly owner households with less than 30% MFI have serious housing problems, which are almost exclusively moderate or severe cost burden.

Small related owner households with less than 30% MFI: Out of 107,900 total homeowners in Beaver County only ,1188 or 1% fall in this category. This category makes up 2.75% of all small related households in Beaver County. Of the number of small related owner households at this income level, approximately 309 or 26% have a moderate cost burden, and

more than ½ or 668 have a severe cost burden. A significant number, 977 or 82.2% of small related owner households at this level must pay too great a share of their monthly income for housing. Approximately 13 of these families live in substandard conditions.

Large related owner households with less than 30% MFI: This category makes up only .1% of all owner households in Beaver County and 2.7% of all large related households in Beaver County. Of the number of large related households at this income level, approximately ¼ have a moderate cost burden, and ½ have a severe cost burden. It is significant that ¾ or 111 of all of the households in this category have serious cost burdens. No owner households at this income level are overcrowded. Approximately 22 large related owner households at this income level live in substandard conditions.

All other owner households with less than 30% MFI: This category makes up only .4% of all owner households in Beaver County, .6% of all other households in Beaver County and 13% of all other owner households. Of the number of all other households at this income level, approximately ¼ have a moderate cost burden, and approximately ½ of these households have a severe cost burden. It is significant that approximately ¾ or 385 of all of the households in this category have serious cost burdens. Approximately 22 other owner households at this income level live in substandard conditions.

Elderly renter households with greater than 30% through 50% MFI: 9.6% of all elderly households in Beaver County and approximately 38.3% of all elderly renter households fall in this category. There are a total of 1465 of these households in Beaver County. Of this total approximately ¼ have a moderate cost burden, another ¼ have a severe cost burden. It is significant more than ½ or 752 of elderly renter households with greater than 30% through 50% MFI have serious housing problems. Approximately 8 elderly households at this income level live in substandard conditions.

Small related renter households with greater than 30% through 50% MFI: This category makes up 6.7% of all renter households in Beaver County and 8.1% of all small related households in Beaver County. Of the number of small related households at this income level, approximately 36.7% have a moderate cost burden, and 16.2% of these households have a severe cost burden. Approximately 4 small related renter households at this income level live in substandard conditions and 6 households are overcrowded. The primary problem for small related renter households at this income level is serious cost burden with 271 or 53% experiencing this problem.

Large related renter households with greater than 30% through 50% MFI: This category makes up only .1% of all renter households in Beaver County and 6.9% of all large related households in Beaver County. Of the number of large related households at this income level, approximately 36.7% or 25 have a moderate cost burden and 11 or 16.2% of these households

have a severe cost burden. Approximately 18 or more than ¼ of large related households at this income level are overcrowded. Approximately 14 or 20.8% of the large related households at this income level live in substandard conditions. From this data, overcrowding and substandard conditions are more of a problem for large related renter households at this income level than severe cost burden. The only factor affecting more large related households at this income level is moderate cost burden.

All other renter households with greater than 30% through 50% MFI:

This category makes up only 1.1% of all renter households in Beaver County and 2.6% of all other households in Beaver County. Of the number of all other households at this income level, more than ¼ have a moderate cost burden, and 263 or 56.2% of these households have a severe cost burden. Approximately 17 of this category live in substandard conditions and 13 live in overcrowded conditions. It is significant that 385 out of 468 or 82.2% of other renter households live in housing with a serious cost burden.

Elderly owner households with greater than 30% through 50% MFI:

There are a total of 2,215 of these households in Beaver County. This category makes up 65.4% of all owners at this income level in Beaver County, 30.9% percent of all elderly households in Beaver County and 33.1% of all elderly owner households. More than ¼ have a moderate cost burden and another ¼ have a severe cost burden. Approximately 10 elderly owner households with this income live are overcrowded and 4 live in substandard housing. More than 1/2 of elderly owner households at this level have serious housing problems, which are almost exclusively moderate or severe cost burden.

Small related owner households with greater than 30% through 50% MFI:

Out of 107,900 total homeowners in Beaver County 1.7% fall in this category. This category makes up 4.3% of all small related households in Beaver County and 33% of all owner households at this income level. Of the number of small related owner households at this income level, approximately 188 or 36.7% have a moderate cost burden, and 83 or 16.2% have a severe cost burden. More than ½ of the small related owner households at this income level must pay too great a share of their monthly income for housing. Approximately 4 small related owner households live in substandard conditions and 11 live in overcrowded conditions.

Large related owner households with greater than 30% through 50% MFI:

This category makes up only .2% of all owner households in Beaver County and 4.3% of all large related households in Beaver County. Of the number of large related households at this income level, approximately 36.7% have a moderate cost burden, and 16.2% have a severe cost burden. It is significant that over ½ of the large related owner households at this income level have a significant cost burden for housing. Approximately 19 or 18.3% of large related owner households at this income level are overcrowded and 7 or 10.4% live in substandard conditions. Compared to the rates of

overcrowding at .7% for small related owner households at this income level, .2% for elderly owner households at this income level and 1.3% for all other households at this income level, the level of overcrowding for large families at this income level is significant.

All other owner households with greater than 30% through 50% MFI:

This category makes up only .2% of all owner households in Beaver County, 3.2% of all other households in Beaver County and 5.3% of all other owner households. Of the number of all other households at this income level, approximately $\frac{1}{4}$ have a moderate cost burden, and approximately $\frac{1}{2}$ of these households have a severe cost burden. It is significant that approximately $\frac{3}{4}$ or 385 of all of the households in this category have serious cost burdens. Approximately 22 other owner households at this income level live in substandard conditions.

Elderly renter households with greater than 50% through 80% MFI:

In Beaver County, there are 1,180 Elderly renter households with greater than 50% through 80% MFI. This number is 7.8 % of all elderly households in Beaver County and approximately 2.2% of all renter households and 26.8 % of all renter households at this income level. Approximately $\frac{1}{4}$ of elderly renter households at this income level have a moderate cost burden and another $\frac{1}{4}$ have a severe cost burden. It is significant more than $\frac{1}{2}$ or 605 of elderly renter households with greater than 50% through 80% MFI have serious housing problems. No elderly households at this income level live in substandard conditions and 13 are overcrowded.

Small related renter households with greater than 50% through 80% MFI: This category makes up 8.4% of all renter households in Beaver County and 10.1% of all small related households in Beaver County. Of the number of small related households at this income level, approximately 131 or 20.5% have a moderate cost burden, and 11 or 1.7% have a severe cost burden. No small related renter households at this income level live in substandard conditions but 22 households (3.4%) are overcrowded. The primary problem for small related renter households at this income level is serious cost burden with 142 or 21.2% experiencing this problem.

Large related renter households with greater than 50% through 80% MFI: This category makes up only .1% of all renter households in Beaver County and 1.5% of all large related households in Beaver County. Of the number of large related households at this income level, approximately 47.2% or 39 have a moderate cost burden and 20.5% or 17 have a severe cost burden. Approximately 37 or more than 32.5% of large related households at this income level are overcrowded. No large related households at this income level live in substandard conditions. From this data, overcrowding is more of a problem for large related renter households at this income level than other household types. The only factor affecting more large, related households at this income level is significant cost burden.

All other renter households with greater than 50% through 80% MFI:

This category makes up only 1.4% of all renter households in Beaver County and 3.2% of all other households in Beaver County. Of the number of all other households at this income level, less than ¼ have a moderate cost burden, and 13 or 1.7% of these households have a severe cost burden. No households of this category live in substandard conditions and 35 live in overcrowded conditions.

Elderly owner households with greater than 50% through 80% MFI:

There are a total of 5,340 of these households in Beaver County. This category makes up 54.6% of all owners at this income level in Beaver County, 35.3% of all elderly households in Beaver County and 47.2% of all elderly owner households. Approximately 34.8 % or 2,125 have a moderate cost burden and another 41.2% or 2200 have a severe cost burden. Approximately 18 elderly owner households with this income live are overcrowded and 24 live in substandard housing. It is significant that 4,325 or 80.9% of elderly owner households at this level have serious housing problems, which are almost exclusively moderate or severe cost burden.

Small related owner households with greater than 50% through 80%MFI:

Out of 107,900 total homeowners in Beaver County 2.9% fall in this category. This category makes up 7.4% of all small related households in Beaver County and 32.9% of all owner households at this income level. Of the number of small related owner households at this income level, approximately 738 or 22.9% have a moderate cost burden, and 226 or 7% have a severe cost burden. Approximately 946 or 29.9% of the small related owner households at this income level must pay too great a share of their monthly income for housing. Approximately 20 small related owner households live in substandard conditions and 26 live in overcrowded conditions.

Large related owner households with greater than 50% through 80% MFI:

This category makes up 3.7% of all owner households in Beaver County and 7.3% of all large related households in Beaver County. Of the number of large related households at this income level, approximately 92 or 22.9% have a moderate cost burden, and 28 or 7% have a severe cost burden. Approximately 45 or 11.25% of large related owner households at this income level are overcrowded and 33 or 8.2% live in substandard conditions. Compared to the rates of overcrowding at .8% for small related owner households at this income level, .4% for elderly owner households at this income level and 3.7% for all other households at this income level, the level of overcrowding for large families at this income level is significant.

All other owner households with greater than 50% through 80% MFI:

This category makes up only 1.1% of all owner households in Beaver County, 5.5% of all other households in Beaver County and 12.99% of all owner households at this income level. Of the number of all other households at this income level, approximately ¼ or 291 have a moderate cost burden, and 89

or 7% of these households have a severe cost burden. It is significant that approximately 380 or 29.9% of all of the households in this category have serious cost burdens. Approximately 36 or 2.8% other owner households at this income level live in substandard conditions and 48 or 3.7% are overcrowded.

Disabled Persons. Based on the 2009 CHAS Tables, the term "disabled" means anyone with mobility or self-care limitations. There are 4280 households in Beaver County. Of that number 1,945 rent and 2,335 own their homes. Based on the relatively few numbers of substandard and overcrowded conditions generally reported Beaver County, it is fair to say that most of the housing problems experienced by the disabled population consists of moderate or severe cost burden. Housing problems for disabled households, broken down by income, are as follows:

- 680 or 71.9% of Disabled Renter households with 30% or less MFI have housing problems,
- 315 or 53.8% of Disabled Renter households with 30.1%-50% MFI have housing problems,
- 125 or 30.1% of Disabled Renters with 50.1%-80% MFI have housing problems
- 70 or 10.2% of Disabled renters with 80.1% and above MFI have housing problems
- 500 or 77.5% of Disabled owners less with 30% or less MFI have housing problems
- 585 or 58.2% of Disabled owners with 30.1%-50% MFI have housing problems
- 380 or 60.3 % of Disabled owners with 50.1%-80% MFI have housing problems,
- 405 or 13.6% of Disabled owners with 80.1% and above MFI have housing problems.

The less income a disabled household has, the more likely that the household also has a moderate or severe cost burden. It is significant that approximately 1180 or $\frac{3}{4}$ of all disabled owners and renters at the lowest income level have housing problems. Also, out of 4280 disabled households a total of 3060 or 71.4% have housing problems. This appears to be an underserved population with regard to adequate housing.

Persons with HIV/AIDS and their families: The current estimated number of persons with HIV/Aids is 100 in Beaver County. The HIV/AIDS incidence rate in Beaver County in 2003 was 3.7 per 100,000 people, which is .2 fewer than reported in 2001. With a population of 184,412 Beaver County had 6 reported cases of HIV/AIDS in 2003 and 7 cases in 2001. While there appears to be a need, housing for people with HIV/AIDS can be met through housing for people with physical disabilities.

Public housing residents: The mission of the HACB is to provide decent,

safe affordable housing to low income families. The needs of public housing residents are based on the feedback of public housing residents to the HACB's plan, and responses to the housing questionnaire. The goals are to update units and buildings, to provide opportunities for public housing residents to move to homeownership, and to develop additional public housing units. The HACB has examined its Public Housing Admissions and Continued Occupancy policy and its Section 8 Administrative Plan. The highest priority unmet need is for affordable one bedroom apartments for persons under age 62 and second highest priority need is for one bedroom units for persons over age 62.

Families on the public housing and section 8 tenant-based waiting lists: The Housing Authority has 484 households on its public housing waiting list which is for efficiency, one and two bedroom units. Because the HACB is permitted 1,886 public housing units and currently have 1,803, only an additional 83 units are permitted. The turnover rate is approximately 425 units per year which leaves the need for approximately 53 additional units. Private affordable housing must meet this need until the HACB can develop additional units.

The Section 8 waiting list includes 138 households. It is anticipated that current number of 648 vouchers will continue to meet the current demand given the turnover and attrition rates. Additional vouchers are needed for 25 families participating in a program with CYS to avoid placing children in foster care because of lack of housing for the families. An additional need is for 100 vouchers for individuals with disabilities who are not elderly.

Victims of domestic violence: The greatest housing need of victims of domestic violence is permanent housing for low income individuals and families. Most lack enough income for adequate housing. Some are unable to secure public housing because of a criminal record, fines owed, utilities owed, or a past eviction from public housing. Besides needing assistance in learning to pay off debts, budgeting, and clearing their criminal records, these families and individuals need safe, adequate, affordable housing. Development of private sector affordable housing may be explored as a way to meet this need.

7. To the extent that any racial or ethnic group has a disproportionately greater need for any income category in comparison to the needs of that category as a whole, the jurisdiction must provide an assessment of that specific need. For this purpose, disproportionately greater need exists when the percentage of persons in a category of need who are members of a particular racial or ethnic group is at least ten percentage points higher than the percentage of persons in the category as a whole.

Approximately 7.5% of Beaver County residents are minorities.
Approximately 28.4% of minority renters with income of 30% or less MFI

have housing problems. The minorities in this group have a disproportionate need compared to the number of minorities in Beaver County as a whole. With regard to the various racial groups, the only specific racial group in this income category with a disproportionate need is Black/African American renters at this income level with 24.5% which is 18 percentage points higher than the percentage of Black/African Americans in Beaver County of 6.5%. The next highest statistic with regard to the housing problems of racial minorities is that Black/African American owners make up 11.9% of the owner households with income of 30% or less MFI have housing problems which is 5.4 percentage points higher than the percentage of Black/African Americans in Beaver County. All other percentages of specific minority groups at the various income levels fall near or below the percentage of the minority group as compared to the Beaver County population as a whole.

Homeless Needs 91.205 (c)

*Refer to the Homeless Needs Table 1A or the CPMP Tool's Needs.xls workbook

8. Homeless Needs— The jurisdiction must provide a concise summary of the nature and extent of homelessness in the jurisdiction, (including rural homelessness and chronic homelessness where applicable), addressing separately the need for facilities and services for homeless persons and homeless families with children, both sheltered and unsheltered, and homeless subpopulations, in accordance with Table 1A. The summary must include the characteristics and needs of low-income individuals and children, (especially extremely low-income) who are currently housed but are at imminent risk of either residing in shelters or becoming unsheltered.

Summary of the nature and extent of homelessness in the jurisdiction, (including rural homelessness and chronic homelessness where applicable): Our best tool for summarizing the nature and extent of homelessness in Beaver County is the Point in Time Survey conducted on January 27, 2010. In addition to surveying police departments, school districts, soup kitchens and social service agencies, a street count was done. A total of 165 persons were homeless, including 93 homeless individuals and 72 people from families with children. Sixteen were in emergency shelter, 61 in transitional housing, 35 were staying with family or friends, 11 in motels, 9 in the Beaver County Jail, 5 were living in rental housing and facing eviction or uninhabitable conditions and 10 in other places such as treatment facilities or hospitals. Of the 165 homeless persons, 71 were male, 68 were female. There were 27 who were age 18-30, 91 age 30-60 and 11 over age 60. Of the 165 persons who were homeless, 82 were seriously mentally ill, 64 were chronic substance abusers, 47 had other disabilities, 4 had HIV/AIDS, 2 had Hepatitis C, 53 experienced domestic violence, 66 had criminal backgrounds, and 7 were veterans.

The homeless came from 16 geographical areas including Aliquippa, Ambridge, Baden, Beaver, Beaver Falls, Center, Ellwood, Freedom, Hopewell,

Independence Twp, Midland, Monaca, New Brighton, New Castle, Ohioville and Rochester. Of the households reported, 109 were single adults, 8 were multiple adults and 36 were families with children. Among the families with children, 2 heads of household were in the Beaver County Jail, 3 were in homes they rent, 1 was in a motel, 7 were in transitional housing, 12 were in emergency shelter, 9 were staying with family or friends and 2 were living in substandard housing. A total of 72 children were in these 36 families.

With regard to the chronic homeless, 63 homeless persons were continually homeless for more than 1 year, 50 experienced at least 4 episodes of homelessness in 3 years and 37 were both continually homeless for more than 1 year and experienced 4 episodes of homelessness in 3 years.

The need for facilities and services for homeless persons and homeless families with children, both sheltered and unsheltered, and homeless subpopulations, in accordance with Table 1A: The needs for facilities and services for the homeless are based on the Point in Time Survey, a survey of agencies that house and/or provide services to the homeless and the characteristics of people at imminent risk of residing in shelters or becoming homeless. The Point in Time Survey revealed that, for homeless individuals, Beaver County needs an additional 8 shelter beds, 13 transitional housing beds and 15 supportive housing beds. For homeless families, the Point in Time Survey showed that Beaver County needs an additional 6 emergency shelter beds, and 9 permanent supportive housing beds.

A survey was taken of the Housing and Homeless Coalition of Beaver County (HHCB) members. The members are the providers of housing and services to the homeless in Beaver County. The highest priority needs identified were for emergency shelter space for individual men, especially those coming from jail, shelter space for individuals with special needs, additional shelter space for families. Employment was listed a first or second highest priority need. The need for additional supervised housing for individuals from 18-25 and additional community-based case management system to link the homeless (and those at risk of homelessness) to services/resources needed to break the cycle of poverty and unstable housing.

Characteristics and needs of low-income individuals and children, (especially extremely low-income) who are currently housed but are at imminent risk of either residing in shelters or becoming unsheltered: People who are currently housed but at imminent risk of becoming homeless are those with disabilities of which Beaver County has approximately 397, those who have been chronically homeless of which Beaver County has 53 and those whose income is less than 30% MFI of which Beaver County has at least 360.

9. Describe, to the extent information is available, the nature and extent of homelessness by racial and ethnic group. A quantitative analysis is not required. If a jurisdiction provides estimates of the at-risk population(s), it

should also include a description of the operational definition of the at-risk group and the methodology used to generate the estimates.

Of the 165 homeless persons counted during the Point in Time survey, 101 were white, 33 were black/African American, and one categorized as "other" race. Racial data was not collected on the remaining people. Of the people who are housed but at risk of becoming homeless, 278 are white, 143 are black/African American, 1 is Asian, 4 are black/African American and white, and 6 are other multi-racial. The operation definition of at-risk population are those who are currently housed but have disabilities, have been chronically homeless or have income less than 30% MFI. These estimates were derived from characteristics of the people who are housed in shelter, transitional and permanent supportive housing as well as the people who are housed in the community who have contacted the Homeless Hotline for assistance and fit the definition of the at-risk population.

Non-homeless Special Needs 91.205 (d) including HOPWA

*Please also refer to the Non-homeless Special Needs Tables 1A & 1B or, in the CPMP Tool, the Needs.xls workbook.

10. Estimate, to the extent practicable, the number of persons in various subpopulations that are not homeless but may require housing or supportive services, including the elderly, frail elderly, persons with disabilities (mental, physical, developmental, persons with HIV/AIDS and their families), persons with alcohol or other drug addiction, victims of domestic violence, public housing residents, and any other categories the jurisdiction may specify and describe their supportive housing needs. The jurisdiction can use the Non-Homeless Special Needs Table (Table 1B or Needs.xls in CPMP Tool) of their Consolidated Plan to help identify these needs.

*Note: HOPWA recipients must identify the size and characteristics of the population with HIV/AIDS and their families that will be served in the metropolitan area.

For housing needs of the elderly, people with HIV/AIDS, victims of domestic violence and people with physical disabilities please see the Housing Needs section of this narrative. For specific numbers needed see the *Non-Homeless Special Needs Table* tab of this document. The primary tools used for determining non-homeless special needs were surveys of agencies, citizens and municipalities. Approximately 109 citizens responded to the Citizens Survey and 51 agencies responded to the Agency Surveys.

Elderly and frail elderly: In determining the elderly and frail elderly, Beaver County's Office on Aging 4-Year Plan was consulted, social service agencies serving the elderly were consulted and citizen's input was solicited. Beaver County's Office on Aging conducted an extensive needs assessment survey of the elderly in Beaver County to develop their plan. The highest priority need identified was assistance with minor home repairs. The second highest priority needs identified were assistance with finding living arrangements of their choice and help with purchasing eyeglasses, hearing

aids or dentures. The third priority needs identified were assistance with bathing, meal preparation, laundry or cleaning and health screenings at senior centers. It is significant that the #1 need is related to housing repair. It is also significant that the #2 need had to do with locating appropriate housing and a #3 need had to do with in-home supportive services to enable the elderly person to stay in their current home. Their survey also showed that of the females over the age of 65 who live alone in a rural area, approximately 30% indicated that they also had a disability. With regard to additional housing needs, the plan identified that there would be an increased demand for at home and community-based services based on the release of new state Assisted Living regulations.

The citizen survey revealed that 48% of respondent's ranked rehabilitation of senior centers as a high priority, 55% ranked affordable housing for the elderly as a high priority, 45% ranked owner-occupied housing rehabilitation a high priority and 46% ranked support services for the elderly a high priority. Other issues were that there are not enough services in general for seniors and not enough senior day cares and support programs.

Persons with physical disabilities: In determining the needs of the physically disabled in Beaver County, social service agencies serving this group were consulted and citizen's input was solicited. The highest priority unmet need from all agency respondents was transportation. Yard care and snow clearing were second highest priority needs and socialization was the third highest priority need.

Of the citizens who responded to the Citizens survey, 57% ranked health care services as a high priority and 44% ranked health facilities as high priority. Most citizens ranked activities that assist the disabled as a medium priority, with the exception of Housing rehabilitation/modification and employment. For example, 43% ranked housing rehabilitation or modification as a high priority and 48% ranked employment training as a high priority. Most of the respondents ranked gave the other categories medium ranking. Approximately 43% ranked affordable rental units a medium priority, 43% ranked help achieving homeownership a medium priority, and 40% ranked support services a medium priority, for public ADA/accessibility improvements, 47% of citizen respondents thought that should be a medium priority.

Persons with mental health disabilities: In determining the needs of persons with mental health disabilities in Beaver County, social service agencies serving this group were consulted and citizen's input was solicited. The highest priority needs cited by the agencies were employment and transportation. The second highest priority needs were to make current group homes permanent housing and child care. The third priority needs are for affordable permanent supportive housing for individuals and families and services for transition age youth (ages 17 to 25).

Approximately 45% of citizens ranked mental health services as a high priority and the improvement of mental health facilities as a medium need (43% of respondents).

Persons with developmental disabilities: Only 1 agency that assists persons with developmental disabilities responded to the survey. This agency listed transportation as the highest priority need, providing activities as the second highest priority need and education of families and self-advocates as the third highest priority need.

Citizens were not asked to rank specific programs for people with developmental disabilities, however, for people with disabilities in general 48% of citizen respondents ranked employment training as high priority for people with disabilities in general, supportive services a medium priority (40% of respondents), and group home/independent living facilities at medium priority (52% of respondents).

BCBH is the County agency that assists this population. They have a waiting list of approximately 25 for housing at any given time. Families are encouraged to plan well in advance and emergency placements are able to be made readily. With a great number of community living arrangement housing existing in Beaver County, the need for additional housing for this population appears to be minimal.

Persons with HIV/AIDS and their families: According to one agency survey approximately 30 people with HIV/AIDS are served in Beaver County. This agency listed transportation as the highest priority need, health care as the second highest priority need and housing as the third highest priority need.

Another agency listed health care as the highest priority need. This agency indicated that a more affordable housing for people with disabilities and some housing for this specific group should be created. It is important to note that a major consideration in creating housing for this group is the stigma that is placed on a person with HIV/AIDS and their families if a residential project is specifically designated for them. It seems that programs that assist this population to find housing when needed and the support services that keeps them in their homes as long as possible would better meet their needs.

Citizen respondents ranked services for people with AIDS as a low priority (46% of respondents).

Persons with alcohol or other drug addiction: The highest priority needs cited by the agencies were transportation and lack of visual/training aids. The second highest priority needs were housing and lack of modern technology. The third priority needs are employment and lack of treatment space.

Citizen respondents ranked substance abuse treatment as a medium priority (42% of respondents).

Victims of domestic violence: The highest priority needs cited by the agencies were shelter and permanent housing for low income individuals and families. The second highest priority needs were safety and shelter facilities for people with disabilities, people who require more private space and families with older children. The third priority need is affordable legal representation.

Citizen respondents ranked services for victims of domestic violence as a high priority (52% of respondents).

Public housing residents:

Based on the agency survey, the highest priority need for public housing is affordable one bedroom units for persons under age 62 and the second priority need is affordable one bedroom units for persons over age 62.

Citizen respondents ranked rental assistance as a low priority (41% of respondents).

Other categories

Low income residents: Of the agencies that responded that serve low income persons generally, affordable, adequate housing was the highest priority need expressed by most agencies. Homeless shelter and healthcare for adults were also listed. Most agencies listed employment as the second highest priority. Emergency housing for adults and rent/mortgage assistance were also listed. Third highest priorities were transportation, transition assistance from welfare to work, skills training/education, utility assistance and mental health/social services.

In the area of anti-poverty programs, citizens ranked all jobs and business assistance activities very high including job creation (71% of respondents), job training (58% of respondents), small business assistance (54% of respondents), credit/financial counseling (39% of respondents), emergency assistance (52%) and downtown investment (42%). This group will continue to be served by the CSBG and the work-ready program.

Children / youth: This category included the most agency survey responses (13) of any of the special needs categories. A variety of specific needs were expressed at each priority level which are listed as follows:

Highest priority needs:

- Services suggested included advocacy, prompt psychiatric evaluations, identification and evaluation, co-occurring services, access to clinical services
- Parent education about services available and money management to prevent homelessness

- Education and recreational opportunities including equality of education, free recreation activities
- Jobs
- Funding of special needs programs and equipment purchases not covered by insurance for children with disabilities

Second highest priority needs:

- Services suggested included advocacy, psychiatric service
- Funding children's programs
- Education and recreational opportunities including recreation activities, life skills, adult mentoring and social activities
- Transportation
- Housing

Third highest priority needs:

- Jobs
- Education and recreational opportunities including conflict resolution and social activities
- Housing for at risk children and their families and for older teens who are homeless.

Citizen respondents ranked services for youth as high priority, including after school programs (53% of respondents), crime prevention programs (54% of respondents), services for abused & neglected children (64% of respondents) and rehabilitation of youth centers (45% of respondents). The comment received was that "youth need places to go so they are not in the streets."

Lead-based Paint 91.205 (e)

11. Estimate the number of housing units* that contain lead-based paint hazards, as defined in section 1004 of the Residential Lead-Based Paint Hazard Reduction Act of 1992, and are occupied by extremely low-income, low-income, and moderate-income families.

**If using the CPMP Tool, this number can be provided on the Housing Needs Table in the Needs.xls file.*

An estimated 1731 of housing units occupied by extremely low-income, low-income and moderate-income families may contain lead-based paint hazards.

HOUSING MARKET ANALYSIS

Housing Market Analysis 91.210

Refer to the Housing Market Analysis Table in the Needs.xls workbook

12. Based on information available to the jurisdiction, describe the significant characteristics of the housing market in terms of supply, demand, condition,

and the cost of housing; the housing stock available to serve persons with disabilities; and to serve persons with HIV/AIDS and their families.

Refer to the *Housing Market Analysis* tab in this document.

13. Provide an estimate; to the extent information is available, of the number of vacant or abandoned buildings and whether units in these buildings are suitable for rehabilitation.

Refer to the *Housing Market Analysis* tab in this document.

Public and Assisted Housing 91.210 (b)

14. In cooperation with the public housing agency or agencies located within its boundaries, describe the needs of public housing, including
 - the number of public housing units in the jurisdiction,
 - the physical condition of such units,
 - the restoration and revitalization needs of public housing projects within the jurisdiction,
 - the number of families on public housing and tenant-based waiting lists and
 - results from the Section 504 needs assessment of public housing projects located within its boundaries (i.e. assessment of needs of tenants and applicants on waiting list for accessible units as required by 24 CFR 8.25).

The jurisdiction can use the optional Priority Public Housing Needs Table of the Consolidated Plan to identify priority public housing needs to assist in this process.

The physical condition of the public housing units in Beaver County is very good.

The restoration and revitalization needs of public housing projects within the jurisdiction: Current capital funds are being used for the renovation needs of Stephen Phillips Homes in Monaca. Other needs are the exterior renovations at Morado Dwellings in Beaver Falls and ongoing electrical upgrades in family units in Ambridge, Aliquippa, Beaver Falls and Midland.

Results from the Section 504 needs assessment: Currently, HACB has 94 public housing units renovated to meet the Uniform Federal Accessibility Standards (UFAS). HUD requires that 5% of all public housing units be UFAS compliant. When the Stephen Phillips Homes renovation is completed there will be 7 UFAS compliant units in that development. Also, when renovations are completed at Sheffield Towers in Aliquippa, there will be 4 UFAS compliant units in that development. These renovation contracts are the last of bringing HACB in compliance with HUD requirements pertaining to UFAS. HACB will have a total of 105 UFAS compliant units of which 2 are

efficiencies, 59 are 1 Bedrooms, 28 are 2 Bedrooms, 12 are 3 Bedrooms and 4 are 4 Bedrooms.

Please refer to the *Housing Market Analysis* tab in this document for additional information.

15. Describe the number and targeting (income level and type of household served) of units currently assisted by local, state, or federally funded programs, and an assessment of whether any such units are expected to be lost from the assisted housing inventory for any reason, (i.e. expiration of Section 8 contracts).

Refer to the *Housing Market Analysis* tab in this document for a list of developments with expiring Section 8 contracts. The County will identify the owners' intentions to maintain affordability or convert them to market rate housing.

Homeless Inventory 91.210 (c)

16. The jurisdiction shall provide a concise summary of the existing facilities and services (including a brief inventory) that assist homeless persons and families with children and subpopulations identified in Table 1A or in the CPMP Tool Needs Table. These include outreach and assessment, emergency shelters and services, transitional housing, permanent supportive housing, access to permanent housing, and activities to prevent low-income individuals and families with children (especially extremely low-income) from becoming homeless. This inventory of facilities should include (to the extent it is available to the jurisdiction) an estimate of the percentage or number of beds and supportive services programs that are serving people that are chronically homeless.

The jurisdiction can use the optional Continuum of Care Housing Activity Chart and Service Activity Chart to meet this requirement.

Please refer to the *Continuum of Care* tab in this document for a chart on emergency shelters and services, transitional housing, permanent supportive housing, access to permanent housing, and activities to prevent low-income individuals and families with children (especially extremely low-income) from becoming homeless. The *Continuum of Care* tab includes (to the extent it is available to the jurisdiction) an estimate of the percentage or number of beds and supportive services programs that are serving people that are chronically homeless.

In addition to these housing programs the Homeless Helpline functions at the hotline 24 hours a day 7 days a week to refer homeless people to services, especially in emergencies. Contact refers all homeless helpline calls to BC Launch which is the clearinghouse for referral to the most appropriate housing and services tailored to the individual's or family's needs. BC Launch receives referrals from all agencies in the HHCBC as well as referrals from the greater

community. The Franklin Center provides homeless prevention by providing financial assistance for utilities, rent and security deposits. The Franklin Center also makes referrals to appropriate agencies. Catholic Charities provides rental assistance for homeless prevention. The Homeless Prevention and Rapid Re-housing Program provides outreach and referral, case management, crisis intervention, housing locator, legal services, credit counseling, rental assistance and motel vouchers to persons who are homeless or at risk of becoming homeless.

Special Need Facilities and Services 91.210 (d)

17. Describe, to the extent information is available, the facilities and services that assist persons who are not homeless but require supportive housing, and programs for ensuring persons returning from mental and physical health institutions receive appropriate supportive housing.

Elderly - Housing facilities include a number of low income multi-unit developments that specifically serve the elderly. Services currently available to the elderly and frail elderly include case management through the BCOA which assists with information and referral, chore service, safety program, and facilitates the provision of personal care and in home medical care to move elderly persons from nursing homes back to their own homes.

Persons with Severe Mental Illness - Housing facilities include a number of low income multi-unit developments that specifically serve persons with severe mental illness. All of these facilities include supportive services. BCBH is the County agency that oversees provision of services for this population including case management of counseling, psychiatric and medication services.

Persons who are Developmentally Disabled - Housing facilities include community living arrangements by various non-profit agencies. BCBH is the County agency that oversees provision of services for this population including case management of support services for the person and family, special medical needs and employment.

Persons who are Physically Disabled - Public housing facilities and all HOME funded projects now include provisions for accommodating this population. Services for them are provided by agencies addressing their specific disability or groups that tend to also have physical disabilities, such as the elderly, veterans or persons with developmental disabilities.

Persons who are Alcohol/Other Drug Addicted - Housing for this group mostly consists of temporary housing connected with detox and rehabilitation programs. All of these facilities include supportive services. Some designated permanent housing exists for this group, however, most reintegrate into regular low-income housing. BCBH is the County agency that oversees

provision of services for this population including case management of counseling and medication services.

Persons returning from mental health institutions: These people are followed by the Beaver County Behavior Health case manager who assists in help the person find appropriate housing and services. Because of the recent closure of the Mayview state mental health institution, Beaver County Behavioral Health office, developed a plan to find permanent supportive housing for individuals being discharged from the state hospitals, individuals residing in LTSR's and CRR's and individuals being diverted from the state hospital. Intensive case management facilitates this population's return to the community.

Persons returning from physical health institutions: Generally, it is the policy for physical health institutions in Beaver County to not discharge people who require assistance with physical health concerns unless they are able to live independently. Through the discharge planning process, referrals are made to the appropriate level of care for the patient. For elderly patients who require assistance, the BCOA has a Nursing Home Transition program which assists persons coming out of nursing homes to move to a home setting of their choice. The BCOA reviews the housing choices with the client, assists them through the process of moving back home or to another, more appropriate setting, and contracts with agencies to provide in home services, if needed. It is anticipated that this program will continue to grow in the future.

Barriers to Affordable Housing 91.210 (e)

18. Explain whether the cost of housing or the incentives to develop, maintain, or improve affordable housing are affected by public policies, particularly those of the local jurisdiction. Such policies include tax policy affecting land and other property, land use controls, zoning ordinances, building codes, fees and charges, growth limits, and policies that affect the return on residential investment.

The policies that most affect fair housing choice are, in many cases, the same policies that provide barriers to affordable housing. The following information was obtained through a Fair Housing Analysis completed in December 2008. An important element of the analysis for barriers to affordable housing includes an examination of public policy in terms of its impact on housing choice. From a budgetary standpoint, housing choice can be affected by the allocation of staff and financial resources to housing related programs and initiatives. The decline in federal funding opportunities for affordable housing for lower income households has shifted much of the challenge of affordable housing production to state, county, and local government decision makers.

From a regulatory standpoint, local government measures to control land use (such as zoning regulations) define the range and density of housing

resources that can be introduced in a community. Housing quality standards are enforced through the local building code and inspection procedures.

A community's sensitivity to housing issues is often determined by people in positions of public leadership. The perception of housing needs and the intensity of a community's commitment to housing related goals and objectives are often measured by board members, directorships and the extent to which these individuals relate within an organized framework of agencies, groups, and individuals involved in housing matters. The expansion of housing choice requires a team effort and public leadership and commitment is a prerequisite to strategic action.

This section evaluates several public policies in Beaver County to determine opportunities for furthering the expansion of fair housing choice.

Zoning

In Pennsylvania, the power behind land development decisions resides with municipal governments through the formulation and administration of local controls. These include comprehensive plans, zoning ordinances and subdivision ordinances, as well as building and development permits.

Of the 54 municipalities in the County, 44 have adopted municipal zoning ordinances. A sampling of these 44 ordinances (25% selected among boroughs, cities and townships across the County) were reviewed as part of the analysis of impediments to fair housing choice.

Municipal zoning ordinances in Beaver County were reviewed to identify zoning that may potentially impede housing choice in the County. The analysis was based on topics raised in HUD's Fair Housing Guide, which include:

- The opportunity to develop various housing types (including apartments and housing at various densities)
- The opportunity to develop alternative designs (such as cluster developments and planned residential developments)
- The treatment of mobile or modular homes, and if they are treated as stick-built single family dwellings
- Minimum lot size requirements
- Dispersal requirements for housing facilities for persons with disabilities in single family zoning districts
- Restrictions of the number of unrelated persons in dwelling units based on the size of the unit or the number of bedrooms.

It is important to consider that the presence of inclusive zoning does not necessarily guarantee a zoning ordinance's fairness. This analysis does not address the issue of availability, suitability, or developability of sites.

In each municipal zoning ordinance reviewed, the following eight zoning elements were analyzed for impediments to fair housing choice.

Date of Ordinance -In general, the older the zoning ordinance, the less effective it will be. Older zoning ordinances have not evolved to address changing land uses, lifestyles, and demographics. However, the age of the zoning ordinance does not necessarily mean that the regulations impede housing choice by members of the protected classes.

Most ordinances had been amended and updated (to some degree) since their original adoption date. The earliest ordinance was dated 1955; the most recent, 2002. Three were noted to have been amended through 2005-2007.

Residential Zoning Districts -Generally, the more zoning districts established in a municipality mean more housing choice. With a variety of residential zoning districts, a variety of housing types on varying minimum lot sizes can offer more affordable housing choice to residents.

The more current ordinances had a greater number and variety of residential zoning districts. For example, the 1955 ordinance had a single residential district in the borough while a 1983 ordinance contained six districts (three residential and three non-residential) where residential uses were permitted in some manner.

Permitted Residential Lot Sizes-Because members of the protected classes are often also in low income households, a lack of affordable housing may impede housing choice by members of the protected class. Excessively large lot sizes may deter development of affordable housing. A balance should be struck between areas with larger lots and those for smaller lots that will more easily support creation of affordable housing.

Minimum lot sizes ranged from as small as 3,000 square feet in one borough to one acre with on-lot sewage treatment, and a wide variety in between. However, within some individual municipalities, the variety in lot size was rather limited.

Alternative Designs-Allowing alternative designs provides opportunities for affordable housing by reducing the cost of infrastructure spread out over a site. Alternative designs may also increase the economies of scale in site development, further supporting the development of lower cost housing. Alternative designs can also promote other community development objectives, including agricultural preservation or protection of environmentally sensitive lands, while offsetting large lot zoning and supporting the development of varied residential types.

Planned Unit Developments were permitted in four of the 11 ordinances reviewed. One also permitted "hamlet developments." Generally, no alternative design concepts were mentioned in the oldest ordinances.

Permitted Residential Types- Similar to excessively large lots, restrictive forms of land use that exclude any particular form of housing, particularly multi-family housing, discourage the development of affordable housing.

Allowing varied residential types reduces potential impediments to housing choice by members of the protected classes.

Two-family dwellings were permitted by-right in R-1 districts in five of the 11 ordinances. Multi-family dwellings were permitted by-right in the higher density residential districts in six of the ordinances.

In two ordinances, any dwelling type other than single family required a special exception or conditional use permit even in medium density and higher density residential districts. For example, in one borough a duplex requires a public hearing to be sited in the R-3, Urban Residential District. Typically, special exceptions and conditional uses are reserved for residential uses that have the potential to have a greater impact on surrounding property. Special exceptions must be approved by the zoning hearing board, while conditional uses must be recommended by the planning commission and approved by council or the board of supervisors.

Definition of Mobile Home-Pennsylvania's Municipal Planning Code (MPC) defines a mobile home as a single-family dwelling. The inclusive definition encourages a varied housing stock advancing choice. Defining the use differently or restricting its location to areas other than those where stick-built single-family housing is permitted does not specifically impede housing choice by members of the protected classes. However, there is a correlation between low income households and members of the protected classes. By limiting a low cost housing option, restrictions on mobile homes may disproportionately impact members of the protected classes.

Five of the ordinances defined a mobile home as a single family dwelling. Two ordinances defined mobile home as a single family dwelling but placed restrictions on where (can be located only in "trailer courts" or "mobile home courts") and how (minimum size of 900 square feet and comprised of two portable units connected on-site) they were to be regulated.

Two ordinances specifically prohibited mobile homes from locating anywhere in the borough or township.

Definition of Family-Restrictive definitions of family may impede unrelated individuals from sharing a dwelling unit. Defining family broadly advances non-traditional families and supports the blending of families who may be living together for economic purposes that limit their housing choice. Restrictions in the definition of family typically cap the number of unrelated individuals that can live together. The restrictions from the cap can impede the development of group homes, effectively impeding housing choice for the disabled. Caps on unrelated individuals residing together may be warranted to avoid overcrowding, thus creating health and safety concerns.

Communities should make a reasonable accommodation in their zoning codes to enable a group home to locate in all residential zoning districts even if the number of occupants exceeds the cap. Ten of the ordinances did not limit the number of unrelated individuals living together as a family. The one ordinance that did impose a limit placed the cap at three individuals.

Regulations of Group Homes for Persons with Disabilities-Group homes are residential uses that do not adversely impact a community. Efforts should be made to ensure group homes can be easily accommodated throughout the community under the same standards as any other residential use. Of particular concern are those that serve members of the protected classes such as the disabled. Because a group home for the disabled serves to provide a non-institutional experience for its occupants, imposing conditions are contrary to the purpose of a group home. More importantly, the restrictions, unless executed against all residential uses in the zoning district, are an impediment to the siting of group homes and are in violation of the Fair Housing Act.

Several of the zoning ordinances reviewed for this analysis were found to be in violation of the Fair Housing Act as they relate to the provision of group homes. The following observations were noted during the reviews:

- In the ordinances dated 1955, 1960 and 1979, group home is not mentioned nor regulated. Five of the ordinances placed exceptionally restrictive conditions on the siting of group homes in their municipalities. These included:
 - A minimum on-site, exterior open space requirement, as high as 1,600 square feet in some cases.
 - Dispersal requirements ranging from 1,000-2,500 linear feet from another similar facility within the municipality.
 - Minimum square footage requirements for bedrooms and dining rooms, which are not applicable to single family dwellings in the same municipality.
 - Extra off-street parking requirements for residents and staff.
 - Limiting the number of residents to six.
 - Visual screening required along rear and side property lines.
- In one ordinance, the application process for a group home required that the property owner provide the municipal planning commission with "documentation to indicate the attitudes of adjacent and area wide property owners within 250 feet."
- In another ordinance, the authority to determine if "plans and programs for management of the group residence are adequate and appropriate" and "adequate provisions have been made to assure the safety and welfare of...the adjacent neighborhood" is placed with the borough council during the public hearing process.
- In five of the eight ordinances that did mention group homes, group homes are permitted by special exception or conditional use and require public hearings.
- In two ordinances, change of ownership or any other element of the group home property triggered a new application and public hearing process

Property Taxes

Taxes impact housing affordability. Real estate taxes can impact the choice that households make with regard to where to live. In Pennsylvania, property taxes are made up of county, municipal, and school district taxes. Tax increases that may occur are burdensome to low income homeowners and increases are usually passed on to renters through rent increases. Another impact of using property tax as a main source of school district funding is the desire to limit housing for families with children to avoid the cost of paying for their schooling.

Pennsylvania tax policy needs to be reformed to reduce impediments to housing choice. The highest tax rates are in communities that are largely developed and where there is less non-residential development. These communities often are populated by long-time residents, many of whom are older and in need of services.

Real estate taxes are levied on land and buildings and provide primary revenue streams for counties, municipalities, and school districts throughout Pennsylvania. County assessment offices establish the market value of each property and then apply a pre-determined ratio to establish a property's assessed value. The ratio could range from 20% to 100%, and varies from county to county. From this assessment each taxing jurisdiction levies a uniform tax millage rate against the assessed value of each property. Levies are measured in tenths of a cent and commonly called "mills." Levies are multiplied by the assessed value of a property to calculate a property owner's real estate tax.

In Beaver County, the total millage rates (including county, municipal, and school district rates) range from 72.70 mills in New Sewickley Township to 319.60 mills in Aliquippa City. The assessed value of a property is equal to 50% of its appraised value. As a result, a house that appraised for \$100,000 would have an assessed value of \$50,000 for which a tax bill would be calculated.

To illustrate the substantial financial impact that property taxes have on housing affordability in Beaver County, the annual real estate tax payment for a house selling for the 2007 median sales price of \$95,750 (with an assessed value of \$47,875) was calculated for each municipality. Annual tax payments ranged from \$3,480.51 in New Sewickley Township to \$15,300.85 in Aliquippa City.

More specifically, these amounts were equivalent to monthly real estate property tax payments of \$290.04 in New Sewickley Township and \$1,275.07 in Aliquippa City. The significance of such high property taxes on residential properties is that the amount of taxes must be factored into the affordability question. If a property owner is considering the purchase of a home, estimating the monthly mortgage payment must include the

mortgage principle and interest, property taxes, and homeowner's insurance (referred to as the PITI).

Furthermore, in several cases, the highest tax areas are generally the poorest areas in the County where significant population loss has occurred (see Figure 4-2). When this occurs, municipalities are forced to increase tax rates to compensate for the loss of tax revenue that accompanies population loss. In essence, the poorest communities have to bear the heaviest tax burden in Beaver County and across Pennsylvania. This situation makes a good case for regional government under which tax rates could be assessed in a more equitable manner.

Public Transit

Households without a vehicle, which in most cases are primarily low-moderate income households, are at a disadvantage in accessing jobs and services, particularly in rural areas. Access to public transit is critical to these households. Without convenient access, employment is potentially at risk and their ability to remain housed is greatly impacted.

Destinations and Routes-In Beaver County, 42% of the civilian labor force commutes outside of the County for employment. Many of these workers drive into Pittsburgh to their jobs. For those who choose to use public transportation to get to work, Beaver County Transit Authority (BCTA) provides extensive routes and schedules to accommodate commuting residents, including bus routes to:

- Most County municipalities and three major destination areas in the City of Pittsburgh
- Numerous medical and clinic facilities, including many major facilities located in the City of Pittsburgh
- All of the local school district facilities and major institutions in the City of Pittsburgh (Carnegie Mellon University, University of Pittsburgh, Duquesne University, Chatham College) and Washington and Jefferson College in Washington County, PA
- Many public service agencies, including the Beaver County Courthouse and the Allegheny County Courthouse in Pittsburgh
- Numerous recreational facilities in the County as well as the Carnegie Museums, Heinz Hall and the Monongahela Incline in Pittsburgh
- The major transit ports in the region such as Pittsburgh International Airport, Amtrak, Greyhound Bus Lines and the Downtown Service Center of the Allegheny Port Authority
- Fifteen industrial centers (employment centers)

Most of the public housing developments are served by public transit; however there are four developments that do not have access to public transit. These include Midcrest in Midland, Edgcombe in Monaca, Crestview/Economy in Ambridge and Freedom Apartments in Freedom.

Weekday routes typically run beginning in the 4:00-6:00 a.m. range and continue until the 8:00-10:00 p.m. range. Weekend schedules typically run from 6:00 a.m. to 8:00 p.m.

Special Programs -Demand and Response Transit (DART) service is a door-to-door, *advanced reservation, shared-ride system*, operated in both urban and rural areas of Beaver County and to and from certain destinations in Allegheny County. Service is available to persons who do not live within ¼-mile of regular BCTA fixed route buses, and to persons with specialized transportation needs. DART provides transportation for the general public, senior citizens, persons with disabilities, and others with specialized transportation needs to and from any point in Beaver County that cannot be reached by using regular fixed route buses. Connections to BCTA fixed routes can also be made upon request. When riding DART, there is no restriction on trip purpose, and no type of trip is given priority over another in the scheduling process. The daily routes and schedules of service vary each day in response to the demand expressed for service to and from certain points. All trips are scheduled by advanced reservation only.

The Free Senior Program -- Persons aged 65 and older can ride free on BCTA fixed route services all day, every day. This card can also be used to receive reduced fare transportation on BCTA's DART system, and is valid on all transit systems in Pennsylvania, so it can be used when visiting Pittsburgh or traveling across the state.

Customers having a disability that meets the definition established by the Americans with Disabilities Act (ADA) can ride BCTA fixed route services at half fare. This program is in effect all day, every day. This card can also be used to receive reduced fare transportation on BCTA's DART system, and is valid on all transit systems in Pennsylvania.

Medical Assistance Transportation Program (MATP) provides non-emergency medical transportation to residents who hold a valid Pennsylvania Medical Assistance (MA) card. This special program offers transportation or mileage reimbursement to help clients access medical care or other services from Medical Assistance providers. BCTA is required to provide the least-costly, most appropriate transportation service available that will meet a rider's needs. MATP services can be used for medical appointments or most other services paid for by Medical Assistance. These other medical services include therapies, tests, dental visits, trips to the pharmacy to pick up prescriptions, mental health treatment, drug and alcohol addiction treatment, and trips to medical equipment suppliers.

Accessibility of Residential Housing Stock

Private Housing Inventory -In Pennsylvania, the Universal Accessibility Act (PA Act 166) requires accessibility for persons with disabilities in certain new and rehabilitated residential and commercial property.

Public Housing Inventory -Section 504 of the Rehabilitation Act of 1973 and 24 CFR Part 8 requires that 5% of all public housing units be accessible to persons with mobility impairments. Another 2% of public housing units must be accessible to persons with sensory impairments. In addition, a public housing authority's administrative offices, application offices and other non-residential facilities must be accessible to persons with disabilities. The Uniform Federal Accessibility Standards (UFAS) is the standard against which residential and non-residential spaces are judged to be accessible.

The Housing Authority of the County of Beaver (HACB) completed a Section 504 Needs Assessment in December 2003 and received approval from HUD on May 28, 2004. The needs assessment included a survey of public housing residents, public housing applicants, Section 8 voucher holders, and Section 8 voucher applicants. HACB participated in PHFA's pooled Capital Fund Bond Program to finance the rehabilitation and/or new construction of units accessible to persons with mobility impairments. This construction activity is now complete and 90 units (5%) of HACB's public housing stock now meet UFAS standards. HACB's investment in this accessibility upgrade project was approximately \$8 million.

Each public housing resident is surveyed annually by HACB to determine any change in disability status. During the survey, each resident is asked if they are in need of a special accommodation. Also, each new public housing applicant is required to complete a survey in which they are asked if they are in need of a special accommodation. On average, HACB follows up on about 100 requests per year from public housing residents in need of special accommodations, including grab bars, therapeutic pets, etc.

Section 8 voucher holders with disabilities are entitled to special accommodations. Each Section 8 voucher holder also is surveyed annually to determine any change in disability status. On average, HACB receives about five special accommodation requests each year. The participating landlord is expected to finance improvements to the rental unit that render it accessible to the Section 8 voucher holder. HACB provides the landlord with referrals to local organizations and agencies that offer financing incentives for accessibility improvements. If improvements to the unit are made, HACB offers an increase in the payment standard to 110% of FMR. This increase in revenue helps the owner to finance the cost of the accessibility improvement.

Every applicant for public housing and Section 8 is given a fair housing brochure that provides the names, telephone numbers and address of agencies to contact if they feel they have been the target of discrimination. The brochure defines all of the protected classes as well as the procedure to be followed in filing a complaint. There are no unresolved fair housing grievances or complaints that have been filed against HACB by members of the protected classes.

HACB cooperates with various advocacy groups in housing members of the protected classes. For example, HACB has entered into a memorandum of understanding (MOU) with Beaver County Behavioral Health to administer tenant-based rental assistance Bridge Housing Program for persons with mental disabilities. HACB also works diligently to house special needs clients referred from the Beaver County Mental Health Association and the Beaver County Rehabilitation Center.

Through its experiences and familiarity with the rental housing market in Beaver County, HACB has identified two impediments to fair housing. These include the relative absence of private rental units that are accessible to persons with disabilities and the refusal of private landlords to rent to families with children.

Mortgage Lending Practices

Under the terms of the Financial Institutions Reform, Recovery and Enforcement Act of 1989 (F.I.R.R.E.A.), any commercial lending institution that makes five or more home mortgage loans must report all residential loan activity to the Federal Reserve Bank under the terms of the Home Mortgage Disclosure Act (HMDA). The HMDA regulations require most institutions involved in lending to comply and report information on loans denied, withdrawn or incomplete by race, sex, and income of the applicant. The information from the HMDA statements assists in determining whether financial institutions are serving the housing needs of their communities. The data also helps to identify possible discriminatory lending patterns.

The most recent available HMDA data for Beaver County is from 2006. Reviewing this data helps to determine the need to encourage area lenders, other business lenders, and the community at large to actively promote existing programs and develop new programs to assist residents in securing home mortgage loans for home purchase. The data focuses on the number of homeowner mortgage applications received by lenders for home purchase of one- to four-family dwellings and manufactured housing throughout the County. The information provided by race and sex is for the primary applicant only. Co-applicants were not included in the analysis. In addition, where no information is provided or categorized as not applicable, no analysis has been conducted due to the lack of information. The following table outlines HMDA data by loan type, loan purpose, applicant race, income, and sex, as well as by action taken on the application.

Applications by Race and Ethnicity -In 2006, 3,674 mortgage applications were made for the purchase of one- to four-family owner-occupied units or manufactured housing units in Beaver County. Of these applications:

- 75.5% (2,775) were white applicants
- 2.5% (91) were black applicants
- 0.2% (9) were Asian/Pacific Islander applicants

- 0.1% (5) were American Indian/Alaskan Native applicants
- Hispanic applicants also accounted for less than 1% (25) of the applications.

Applications by Sex -Of the 3,674 applications:

- Males were listed as the first applicant name on 57.6% of the applications (2,116)
- Females were listed as the first applicant name on 25.4% of the applicants (932)

Applications for Conventional Loans versus Government-Backed

Loans-Loan types included conventional mortgage loans and a variety of government-backed loans (Farmers Home Administration, Veterans Administration, Farm Service Agency and Rural Housing Service). Comparing these loan types helps to determine if the less stringent underwriting standards and lower down payment requirements of government-backed loans expand home ownership opportunities. In Beaver County, 8.8% (323) of the total applications were for government-backed loans. Of these, six were minority households.

Denial of Applications -Of the 3,674 applications, 423 applicants were denied (11.5%).

Applications Denied By Race and Ethnicity

- A total of 2,775 applications were submitted by white households, of which 309 were denied. This was equivalent to a denial rate of 11.1%.
- A total of 91 applications were submitted by black households, of which 24 were denied. This was equivalent to a denial rate of 26.4%.
- A total of 25 applications were submitted by Hispanic households, of which four were denied. This was equivalent to a denial rate of 16%.
- The total number of applications submitted by other races was 14 with two of these being denied. These numbers are too small to analyze meaningfully.

Applications Denied by Sex -Female applicants were denied at a higher rate (14.6%) than male applicants (11.2%). However, this can be misleading. If a married couple submitted a loan application and listed the wife's name first and the husband's name second, the applicant was noted to be the female even though the application was reviewed for a married couple.

Applications Denied by Loan Type -The overall denial rate for government-backed loans was 5.9%, which was half the denial rate for conventional loans (12.1%).

Reasons for Loan Denial -Denial reasons were provided for 268 of the 423 denied applications. Reasons for denial included the following:

- Credit history: 30.6%
- Other: 22.8%
- Inadequate collateral: 17.2%
- Debt-to-income ratio too high: 12.7%
- Credit application incomplete: 9.3%
- Unverifiable information: 4.9%.
- Poor employment history: 1.1%
- Insufficient cash: 1.5%

Denials by Financial Institutions -A review of financial institutions that denied applications was conducted to determine if a pattern of denial existed. Upon reviewing the data provided by HMDA on denial rates by financial institution, no discernable pattern of denials was found to have existed.

Denial Data by Census Tract -The HMDA data were analyzed to determine if a pattern of loan denials existed by census tract. Of the 423 applications denied, the identification of the census tract was included in only 219 applications. The following table provides the summary data. Only census tracts with at least 10 denials are included in the table.

Two of the census tracts where the highest denial rates were found were noted to be the same areas with the highest rates of minority residents and low-moderate income persons in the County. In Rochester Borough, where 5% of the denied applications originated, minorities account for 16% of the population. And in Aliquippa City, where 4% of the denied applications originated, minorities comprise 37% of the population. However, high denial rates also were found in New Sewickley Township and Hopewell Township where the rates of minorities were only 1% and 3%, respectively. As a result, no obvious patterns of denial based on census tract location could be noted.

Conclusion: The existing stock of affordable housing for low and moderate income households has substantially decreased and is generally limited to the older boroughs and cities in Beaver County.

- *Beaver County lost 12% of its affordable housing stock, mostly through rising rents.* The number of rental units renting for less than \$500/month decreased by 1,703 while the number of units renting for \$700/month or higher increased by 763 units between 2000 and 2006.

- *The demand for affordable housing remains high, particularly among extremely low income households.* These households represent nearly three in four applicants on the waiting lists for public housing.
- *There is a lack of private rental units that are accessible to persons with disabilities.* In addition, HACB has identified the refusal of private landlords to rent to families with children as an impediment to fair housing choice in Beaver County.

STRATEGIC PLAN

The strategic plan must describe how the jurisdiction plans to provide new or improved availability, affordability, and sustainability of decent housing, a suitable living environment, and economic opportunity, principally for extremely low-, low-income, and moderate-income residents.

General Priority Needs Analysis and Strategies 91.215 (a)

19. In this narrative, describe the reasons for setting priorities for allocating investment among different activities and needs, as identified in tables* prescribed by HUD. 92.215(a)(1)

****If not using the CPMP Tool:** Complete and submit Table 1A Homeless and Special Needs Population; Table 1B Special Needs (Non-Homeless) Populations; Table 2A Priority Housing Needs/Investment Plan Table; and Table 2B Priority Community Development Needs.*

****If using the CPMP Tool:** Complete and submit the Needs Table file: Needs.xls*

For CDBG funds, the needs are determined from input from citizens, municipalities and agencies. The most significant indicator of needs is the type of activities requested by CDBG applications received each year. The Needs.xls table file is contained in the following tabs of this document:

- Housing Needs Table
- Housing Market Analysis
- Homeless Needs Tables
- Non-Homeless Special Needs Table
- Housing and Community Development Table

Describe the geographic areas of the jurisdiction (including areas of low income families and/or racial/minority concentration) in which assistance will be directed.

At the municipality level, several communities have higher rates of African-American residents than the County's overall rate of 6%. Together, the African-American residents in these eight municipalities represent 82% of all African-Americans in the County. The eight municipalities are:

- Aliquippa City—36%
- Ambridge Borough—11%
- Beaver Falls City—18%
- Bridgewater Borough—9%
- Midland Borough—21%
- New Brighton Borough—11%
- Rochester Borough—13%
- White Township—10%.

The location of these areas of concentrations illustrate that Beaver County is highly segregated. African-Americans live primarily in a few boroughs and cities along the Ohio River and the Beaver River in the north central area of the County. Whites, in contrast, live throughout the County in all boroughs, cities and rural townships. An analysis of 1990 data revealed nearly identical segregation patterns. While total population has decreased over time, and the number of racial/ethnic minorities has increased, the overall patterns of racial segregation (specifically with African-Americans) have remained relatively constant.

HUD defines an area of racial or ethnic concentration as an area with a population of racial minority or ethnic residents of 10 percentage points or higher than the County's overall percentage. Concern over the situation of areas of concentrations of racial/ethnic minority residents generally arises when these same geographic areas are also noted to contain a disproportionately higher rate of low income persons, lower homeownership rates, and higher rates of unemployed or underemployed persons, among other issues.

In Beaver County, three municipalities were identified as areas of concentrations of African-American residents because the percentage of African-Americans was 10 percentage points (or more) higher than the County's overall rate of 6% (i.e. 16% or higher). These municipalities included Aliquippa City, Beaver Falls City and Midland Borough. These municipalities were also the same three areas of concentration of African-American residents in 1990. A closer look at the percentage of African-American residents at the census tract level within each of these municipalities revealed even higher rates of African-American residents. Together, the total number of African-American residents in Aliquippa, Beaver Falls and Midland represented 61% of all African-American residents in Beaver County in 2000.

Low and Moderate Income Persons

Areas of concentrations of low income persons are areas that are more than 10 percentage points higher than the percent of low income people in Beaver County as a whole. Based on 2000 Census data, 41% of Beaver County residents are low income so municipalities that have more than 51% of low-income residents are considered areas of low-income concentration. This coincides with the percentage that HUD has determined is required to qualify a

CDBG project for a low-moderate income benefit. The municipalities in Beaver County with low income concentration of more than 51% are Aliquippa with 59%, Ambridge with 57%, Beaver Falls with 61%, Darlington with 56%, East Rochester with 57%, Eastvale with 60%, Frankfort Springs with 58%, Freedom with 54%, Midland with 61%, New Brighton with 61%, New Galilee with 63%, Pulaski with 61%, Rochester Borough with 53%, and South Heights Borough with 57%. These areas are given priority for CDBG funding and projects that benefit all the residents of the municipality are also given priority consideration.

As noted previously, there were five census tracts identified as areas of concentration of African-American residents. These same census tracts also contain a majority of low and moderate income persons (i.e. 50.1% or more). They include:

- Aliquippa City—census tracts 6043 and 6045
- Beaver Falls City—census tracts 6012 and 6013
- Midland Borough—census tract 6028.

LMI data is not available by racial/ethnic minority from HUD. These areas are also given priority consideration for funding.

20. If applicable, identify the census tracts for Neighborhood Revitalization Strategy Areas and/or any local targeted areas.

The City of Aliquippa continues to be a Neighborhood Revitalization Strategy Area. Its census tracts and block groups include: 6043 BG 1&2; 6044 BG 1; 6045 BG 1, 2, & 3; 6046 BG 1, 2, & 3; and 6047 BG 1. The City of Beaver Falls continues to be a Neighborhood Revitalization Strategy Area. Its census tracts and block groups include: 6011 BG 1, 2, & 3; 6012 BG 1, 2, & 3; 6013 BG 1, 2, & 3.

21. Describe the basis for allocating investments geographically within the jurisdiction (or within the EMSA for HOPWA) (91.215(a)(1)) and the basis for assigning the priority (including the relative priority, where required) given to each category of priority needs (91.215(a)(2)).

The areas with the highest concentrations of low income minorities are given the greatest consideration, followed by the areas with high concentrations of low income persons but not high minority concentrations. Low income areas within jurisdictions without a concentration of low income persons are given third priority. Projects that serve only low income people throughout the County are given serious consideration if the project helps meet a priority need. Projects that are in areas without a concentration of low income people are given the least consideration.

22. If appropriate, the jurisdiction should estimate the percentage of funds the jurisdiction plans to dedicate to Neighborhood Revitalization Strategy Areas and/or any local targeted areas.

It is estimated that at least \$750,000 will be dedicated over the 5 years covered by this plan to the Neighborhood Revitalization Strategy Areas.

23. Identify any obstacles to meeting underserved needs.

The greatest obstacle to meeting underserved needs is lack of adequate funding. In addition, obstacles identified include lack of resource availability and lack of education regarding housing or services available. Lack of income including jobs/employment and lack of transportation were also identified as obstacles to meeting underserved needs.

Specific Objectives 91.215 (a) (4)

24. Summarize priorities and specific objectives the jurisdiction intends to initiate and/or complete in accordance with the tables* prescribed by HUD. Outcomes must be categorized as providing either new or improved availability/accessibility, affordability, or sustainability of decent housing, a suitable living environment, and economic opportunity.

Goals and objectives to be carried out during the strategic plan period are indicated by placing a check in the following boxes.

<input type="checkbox"/>	Objective Category Decent Housing Which includes:	<input type="checkbox"/>	Objective Category: Expanded Economic Opportunities Which includes:	<input type="checkbox"/>	Objective Category: Expanded Economic Opportunities Which includes:
<input checked="" type="checkbox"/>	assisting homeless persons obtain affordable housing	<input checked="" type="checkbox"/>	improving the safety and livability of neighborhoods	<input type="checkbox"/>	job creation and retention
<input checked="" type="checkbox"/>	assisting persons at risk of becoming homeless	<input checked="" type="checkbox"/>	eliminating blighting influences and the deterioration of property and facilities	<input checked="" type="checkbox"/>	establishment, stabilization and expansion of small business (including micro-businesses)
<input type="checkbox"/>	retaining the affordable housing stock	<input checked="" type="checkbox"/>	increasing the access to quality public and private facilities	<input checked="" type="checkbox"/>	the provision of public services concerned with employment
<input type="checkbox"/>	increasing the availability of affordable permanent housing in standard condition to low-income and moderate-income families, particularly to members of disadvantaged minorities without discrimination on the basis of race, color, religion, sex, national origin, familial status, or disability	<input type="checkbox"/>	reducing the isolation of income groups within areas through spatial deconcentration of housing opportunities for lower income persons and the revitalization of deteriorating neighborhoods	<input type="checkbox"/>	the provision of jobs to low-income persons living in areas affected by those programs and activities under programs covered by the plan
<input checked="" type="checkbox"/>	increasing the supply of supportive housing which includes structural features and services to enable persons with special needs (including persons with HIV/AIDS) to live in dignity and independence	<input type="checkbox"/>	restoring and preserving properties of special historic, architectural, or aesthetic value	<input type="checkbox"/>	availability of mortgage financing for low income persons at reasonable rates using non-discriminatory lending practices
<input checked="" type="checkbox"/>	providing affordable housing that is accessible to job opportunities	<input type="checkbox"/>	conserving energy resources and use of renewable energy sources	<input type="checkbox"/>	access to capital and credit for development activities that promote the long-term economic social

Identify Specific Objectives and Proposed Outcomes by completing Table 1C or 2C – Summary of Specific Objectives

Please refer to the *Outcomes/Objectives* tab of this document.

HOUSING

Priority Housing Needs 91.215 (b)

25. Describe the relationship between the allocation priorities and the extent of need given to each category specified in the Housing Needs Table (Table 2A or Needs.xls). These categories correspond with special tabulations of U.S. census data provided by HUD for the preparation of the Consolidated Plan.

The allocation of priority needs is determined by both the highest percentage of need and the greatest numbers of persons in need as shown in the Housing Needs Table tab of this document. In addition, with regard to HOME activities, the applications received each year are a significant factor in determining which priority needs are addressed.

26. Provide an analysis of how the characteristics of the housing market and the severity of housing problems and needs of each category of residents provided the basis for determining the relative priority of each priority housing need category, particularly among extremely low-income, low-income, and moderate-income households.

Note: Family and income types may be grouped in the case of closely related categories of residents where the analysis would apply to more than one family or income type.

Cost burden is by far the biggest problem for all low income and housing types, even large. Market analysis showed that a single minimum wage earner would have to work 1.9 jobs in order to afford the Fair Market Rent for a two-bedroom apartment in Beaver County. Based on the estimated average wage for a renter in Beaver County, a single wage earner would have to work 1.3 average renter wage jobs in order to afford a two bedroom apartment. Programs addressing the cost burden of income groups will be given priority, with the groups with less than 30% MFI, given top priority, groups with more than 30% to 50% MFI receiving second priority and groups from with more than 50% to 80% MFI receiving third priority. Both owners and renters will be served in this priority.

The significant racial disproportion is in the amount of cost burden for African American renter households with less than 30% MFI. According to the Housing Market Analysis, the specific municipalities with a HUD defined concentration of African Americans are Aliquippa, Beaver Falls and Midland. Activities aimed at reducing cost burden and serving African American renter households with less than 30% MFI will be given higher priority, especially if

located in one of these municipalities.

27. Identify any obstacles to meeting underserved needs.

The greatest obstacle to meeting underserved needs is funding. The total amount of HOME funds received that the County is able to devote to rehabilitation or rental assistance activities is approximately \$720,000 per year. If the rehabilitation takes the maximum subsidy allowed under the HOME program or \$142,252 per unit, only 5 units could be rehabbed each year.

Specific Objectives/Affordable Housing 91.215 (b)

Note: Specific affordable housing objectives must specify the number of extremely low-income, low-income, and moderate-income households to whom the jurisdiction will provide affordable housing as defined in 24 CFR 92.252 for rental housing and 24 CFR 92.254 for homeownership. (24 CFR 91.215(b)(2))

28. Identify each specific housing objective by number (DH-1, DH-2, DH-2), proposed accomplishments and outcomes the jurisdiction hopes to achieve in quantitative terms over a specified time period, or in other measurable terms as identified and defined by the jurisdiction.

Complete and submit Table 1C Summary of Specific Objectives or, if using the CPMP Tool, the Summaries.xls file.

See the *Outcomes/Objectives* tab for the specific affordable housing objectives.

29. Describe how Federal, State, and local public and private sector resources that are reasonably expected to be available will be used to address identified needs for the period covered by the strategic plan.

All resources including CDBG, HOME, ESG and Act 137 funding will be utilized to fund projects that help meet the specific objectives included in the *Outcomes/Objectives* tab of this document. These objectives are designed to address the needs identified in the strategic plan. The specific accomplishments of each project funded will help Beaver County address the identified needs in the strategic plan.

30. Indicate how the characteristics of the housing market will influence the use of funds made available for rental assistance, production of new units, rehabilitation of old units, or acquisition of existing units.

The Housing Market Analysis showed that while the total number of housing units in Beaver County rose slightly, there was also a decrease in population but the increase in housing vacancies rose dramatically. Slightly less population is living in many fewer houses which may be indicative of the high elderly one or two person households are being replaced by families or other non-related households with more than one or two members. The County

rate of homeownership dropped by 761 households which is only 1.4% less than in 2000. This number is low when compared with the 5% drop in population over the same time. Most of the County's housing stock, especially in low income areas, is more than 50 years old. Given the plethora of vacant housing and the age of that housing, priority will be given to rehabilitation activities that benefit low income households over new construction.

If the jurisdiction intends to use HOME funds for tenant-based rental assistance, specify local market conditions that led to the choice of that option.

HOME funds will continue to be used for tenant-based rental assistance (TBRA). Because reduction of cost burden is the greatest need for all low income renters, TBRA is a direct reduction in cost burden for low-income residents and will continued to be used for this purpose.

Public Housing Strategy 91.215 (c)

31. Describe the public housing agency's strategy to serve the needs of extremely low-income, low-income, and moderate-income families residing in the jurisdiction served by the public housing agency (including families on the public housing and section 8 tenant-based waiting list).

See Housing Authority Capital Fund tab for more information.

32. Describe the public housing agency's strategy for addressing the revitalization and restoration needs of public housing projects within the jurisdiction and improving the management and operation of such public housing.

See Housing Authority Capital Fund tab for more information.

33. Describe the public housing agency's strategy for improving the living environment of extremely low-income, low-income, and moderate families residing in public housing.

See Housing Authority Capital Fund tab for more information.

34. Describe the manner in which the plan of the jurisdiction will help address the needs of public housing and activities it will undertake to encourage public housing residents to become more involved in management and participate in homeownership. (NAHA Sec. 105 (b)(11) and (91.215 (k))

The HACB maintains a resident advisory board on which a representative of each development sits. This board makes policy recommendations to the HACB for ways to improve public housing. In addition the board reviews the

HACB's goals and projects and gives input during the planning process. See Housing Authority Capital Fund Tag for more information.

35. If the public housing agency is designated as "troubled" by HUD or otherwise is performing poorly, the jurisdiction shall describe the manner in which it will provide financial or other assistance in improving its operations to remove such designation. (NAHA Sec. 105 (g))

The HACB is not "troubled" therefore this section does not apply.

HOMELESS

Priority Homeless Needs

*Refer to the Homeless Needs Table 1A or the CPMP Tool's Needs.xls workbook

36. Describe the jurisdiction's choice of priority needs and allocation priorities, based on reliable data meeting HUD standards and reflecting the required consultation with homeless assistance providers, homeless persons, and other concerned citizens regarding the needs of homeless families with children and individuals.

Homeless assistance providers and members of the HHCCB were asked to fill in a survey to give input on what are the highest priority unmet needs of homeless people in Beaver County. Homeless persons who are members of the HHCCB were also asked the survey questions. Citizens were asked to rank a variety of homeless housing and service types low, medium or high. The surveys were designed to solicit information about individual as well as families with children.

In addition, data from the point in time survey was used and the characteristics of the people who were homeless or at risk of becoming homeless were looked at.

37. Provide an analysis of how the needs of each category of residents (listed in question #38) provided the basis for determining the relative priority of each priority homeless need category.

The priorities were assigned based on the number of times that the agency and HHCCB member respondents listed the need as well as the ranking that they gave to each need. The second consideration was the importance of services and housing needed to prevent those at most risk of being homeless from becoming homeless. Finally, the point in time survey was used to determine the actual number of beds needed and survey questions about waiting lists help to determine the need for actual units.

38. Provide a brief narrative addressing gaps in services and housing for the sheltered and unsheltered chronic homeless.

A community should give a high priority to chronically homeless persons, where the jurisdiction identifies sheltered and unsheltered chronic homeless persons in its Homeless Needs Table - Homeless Populations and Subpopulations.

The gaps in housing continue to be in emergency shelters, transitional housing and permanent supportive housing for individuals, especially for the hard to place special needs populations. The gaps in housing for families are for emergency shelters and permanent supportive housing. All of the housing programs provide supportive services to help break the cycle of homeless, however, having more intensive community centered casework services was identified as a need and obtaining income, usually through employment, was identified as another service area need. Finally, transportation was an important service need.

The Beaver County Housing and Homeless and its Continuum of Care Committee continues to be the lead agency in identifying and strategizing to address the gaps in housing and services to the homeless. See the *Continuum of Care* tab for more information.

Homeless Strategy 91.215 (d)

Homelessness

Describe the jurisdiction's strategy for developing a system to address homelessness and the priority needs of homeless persons and families (including the subpopulations identified in the needs section). The jurisdiction's strategy must consider the housing and supportive services needed in each stage of the process which includes preventing homelessness, outreach/assessment, emergency shelters and services, transitional housing, and helping homeless persons (especially any persons that are chronically homeless) make the transition to permanent housing and independent living.

Beaver County will continue to provide services to homeless persons and families (including the subpopulations identified in the needs section) at each stage of the process. These services begin with prevention services including financial assistance to prevent utility shut offs and evictions. Outreach and referral operates to both prevent homelessness and move the homeless into housing and programs that will help them move out of homelessness. Although housing for homeless at each stage exists, more is needed to help specific subpopulations. All current housing programs for the homeless have a supportive services component. The strategy is to continue to develop more housing for individuals, especially for specific groups that cannot be placed in the housing programs currently operating. In addition, more individual shelters as well as shelters for families will be explored utilizing the successful models already in operation in Beaver County. Finally, the model of community/team-based case management will be explored for its ability to assist the homeless subpopulations move out of homelessness. Please refer to the *Continuum of Care* tab of this document for more information.

Describe the jurisdiction's strategy for helping extremely low- and low-income individuals and families who are at imminent risk of becoming homeless.

The extensive housing/supportive service model will continue to be used which includes locating appropriate housing, assisting them in obtaining the budgeting and life skills necessary to move out of homelessness, assistance with managing a disability if they have one, assisting them to obtain more financial resources through employment and/or available social programs and rental assistance. Please refer to the *Continuum of Care* tab of this document for more information.

Chronic Homelessness

39. Describe the jurisdiction's strategy for eliminating chronic homelessness. This should include the strategy for helping homeless persons make the transition to permanent housing and independent living. This strategy should, to the maximum extent feasible, be coordinated with the strategy presented in Exhibit 1 of the Continuum of Care (CoC) application and any other strategy or plan to eliminate chronic homelessness.

Please refer to the *Continuum of Care* tab of this document.

40. Describe the efforts to increase coordination between housing providers, health, and service agencies in addressing the needs of persons that are chronically homeless.(91.215(l))

Please refer to the *Continuum of Care* tab of this document for information.

Homelessness Prevention

Describe the jurisdiction's strategy to help prevent homelessness for individuals and families with children who are at imminent risk of becoming homeless.

The extensive housing/supportive service model will continue to be used which includes locating appropriate housing, assisting them in obtaining the budgeting and life skills necessary to move out of homelessness, assistance with managing a disability if they have one, assisting them to obtain more financial resources through employment and/or available social programs and rental assistance. Please refer to the *Continuum of Care* tab of this document for more information.

Institutional Structure

Briefly describe the institutional structure, including private industry, non-profit organizations, and public institutions, through which the jurisdiction will carry out its homelessness strategy.

Please refer to the *Continuum of Care* tab of this document for more information.

Discharge Coordination Policy

Every jurisdiction receiving McKinney-Vento Homeless Assistance Act Emergency Shelter Grant (ESG), Supportive Housing, Shelter Plus Care, or Section 8 SRO Program funds must develop and implement a Discharge Coordination Policy, to the maximum extent practicable. Such a policy should include "policies and protocols for the discharge of persons from publicly funded institutions or systems of care (such as health care facilities, foster care or other youth facilities, or correction programs and institutions) in order to prevent such discharge from immediately resulting in homelessness for such persons." The jurisdiction should describe its planned activities to implement a cohesive, community-wide Discharge Coordination Policy, and how the community will move toward such a policy.

Please refer to the *Continuum of Care* tab of this document for information.

Specific Objectives/Homeless (91.215)

41. Identify specific objectives that the jurisdiction intends to initiate and/or complete in accordance with the tables* prescribed by HUD, and how Federal, State, and local public and private sector resources that are reasonably expected to be available will be used to address identified needs for the period covered by the strategic plan. For each specific objective, identify proposed accomplishments and outcomes the jurisdiction hopes to achieve in quantitative terms over a specified time period (one, two, three or more years) or in other measurable terms as defined by the jurisdiction.

Complete and submit Table 1C Summary of Specific Objectives or, if using the CPMP Tool, the Summaries.xls worksheets.

Please refer to the *Outcomes/Objectives* tab of this document for specific objectives. The specific homeless objective is to Increase the Availability/Accessibility of Decent Housing by increasing the Number of Persons Moving from Homelessness to Permanent Housing by Providing Housing and Supportive Services.

NON-HOMELESS SPECIAL NEEDS

*Refer to Table 1B Non-Homeless Special Needs or the CPMP Tool's Needs.xls workbook

Priority Non-Homeless Needs 91.215 (e)

42. Identify the priority housing and supportive service needs of persons who are not homeless but may or may not require supportive housing, i.e., elderly, frail elderly, persons with disabilities (mental, physical, developmental, persons with HIV/AIDS and their families), persons with alcohol or other drug addiction by using the Non-homeless Special Needs Table.

Priority needs for elderly and frail elderly are affordable housing, housing rehabilitation and support services for elderly households. It appears that the Beaver County Office on Aging will be increasing support services for elderly households, including the frail elderly, as well as expanding programs for housing rehabilitation. CDP will continue to support the development of elderly affordable housing. In addition, it will track the number of elderly that are assisted through the Home Improvement Program and Emergency Home Improvement Program. In addition, should funding become available, a program to make housing accessible for frail elderly will once again be explored.

The priority housing need for persons with physical disabilities is to continue to make their current housing accessible. Should funding become available, a program to make housing accessible for people with disabilities will once again be explored. In addition, HACB continues to follow create the requisite number of UFAS units to comply with HUD requirements. Finally, the County will follow the HUD requirements for 5% of new home funded-projects will be handicapped accessible and 2% will be for people with visual or hearing disabilities.

The priority housing need for persons with mental health disabilities continues to be efficiency or 1 bedroom apartments with supportive services. This will continue to be met by utilizing the Section 811 program from HUD. HOME funds may also be utilized. Projects for specific sub-populations including but not limited to as youth, elderly and dual-diagnosed groups will also be supported.

Priority need for persons with developmental disabilities is housing with supportive services. The County will continue to look to the Section 811 program to meet this need.

Priority housing need for persons with HIV/AIDS and their families is to integrate them into the housing in the community that best suits their individual needs. Should funding become available an expanded program to provide medical, dental, eye care and transportation will be explored.

The priority housing need for persons with alcohol or other drug addiction continues to be efficiency or 1 bedroom apartments with supportive services. This will continue to be met by utilizing the Section 811 program from HUD. Should additional funds become available additional housing will be created.

In addition, projects for persons with alcohol or other drug addiction and mental health disabilities will also be supported.

The priority housing need for victims of domestic violence continues to be decent affordable housing for low income people. This will be met by increased affordable housing for all low income individuals and families. The priority housing need of public housing residents is one bedroom units for persons under age 62. This need will be met by the HACB continuing development of housing units. Once their maximum number of allowable units is reached, this need will have to be addressed through private development of affordable housing. The County will continue to utilize HOME funds and continue to support the application for LIHTC as well as other funds to meet this need.

The priority housing need for low income residents is the reduction of cost burden, which can be addressed by either decreasing the amount they have to pay in housing costs or increasing their income. The County will continue to address this need through supporting the development of low income housing and supporting programs that focus on small business development. As long as funding is available, the Work Ready program will continue to assist low income persons to train for and be placed in jobs.

The priority need for youth continues to be afterschool programs and crime prevention programs. Programs that actively engage youth during the times they are out of school help to prevent crime. The County will continue to fund projects of this nature.

For more information please refer to the *Non-Homeless Special Needs* tab of this document.

43. Describe the basis for assigning the priority given to each category of priority needs.

The Housing Market Analysis revealed that an individual whose sole source of income is Supplemental Security Income (SSI) could afford \$202 in monthly rent while the Fair Market Rent for a one-bedroom apartment in Beaver County is \$610. Priority for each category was based on the results of the agency surveys, the citizen survey results, the plan of the County agency serving that specific population and the inventory of existing facilities and services.

44. Identify any obstacles to meeting underserved needs.

Obstacles include the lack of funding, lack of transportation, lack of ability to hold employment, lack of education or knowledge about the disability, lack of childcare.

45. To the extent information is available, describe the facilities and services that assist persons who are not homeless but require supportive housing, and programs for ensuring that persons returning from mental and physical health institutions receive appropriate supportive housing.

Persons returning from mental health institutions: These people are followed by the Beaver County Behavior Health case manager who assists in help the person find appropriate housing and services.

Persons returning from physical health institutions: Generally, it is the policy for physical health institutions in Beaver County to not discharge people who require assistance with physical health concerns unless they are able to live independently. Through the discharge planning process, referrals are made to the appropriate level of care for the patient. For elderly patients who require assistance, the BCOA has a Nursing Home Transition program which assists persons coming out of nursing homes to move to a home setting of their choice. The BCOA reviews the housing choices with the client, assists them through the process of moving back home or to another, more appropriate setting, and contracts with agencies to provide in home services, if needed. It is anticipated that this program will continue to grow in the future.

46. If the jurisdiction plans to use HOME or other tenant based rental assistance to assist one or more of these subpopulations, it must justify the need for such assistance in the plan.

No HOME or other tenant based rental assistance is planned to be utilized for any of these subpopulations.

Specific Special Needs Objectives

91.215 (e)

47. Identify each specific objective developed to address a priority need by number and contain proposed accomplishments and outcomes the jurisdiction expects to achieve in quantitative terms through related activities over a specified time period (i.e. one, two, three or more years), or in other measurable terms as identified and defined by the jurisdiction.

The jurisdiction may satisfy this requirement by using Table 1C or, if using the CPMP Tool, the Projects.xls worksheets

Please refer to the *Outcomes/Objectives* tab of this document.

48. Describe how Federal, State, and local public and private sector resources that are reasonably expected to be available will be used to address identified needs for the period covered by the strategic plan.

Federal resources including CDBG funds and possibly HOME funds will be utilized by the County to provide housing and services for these populations.

In addition, other HUD funds provided directly to developers through the Section 811 and 202 programs will help provide additional housing for these populations. State funding, through the Home Modification Program will assist in helping low income disabled homeowners by making crucial modifications to accommodate their disabilities. Local public resources include the various County agencies whose missions are to assist people with disabilities. These agencies include the BCOA, Mental Health/Mental Retardation (including the Health Choices department, the Drug and Alcohol department and the Base Service Unit) and Beaver County Children and Youth Services. Private sector resources consist of the various agencies that carry out housing and services for these populations that obtain funding from other federal, state, local and private sources.

COMMUNITY DEVELOPMENT

Priority Community Development Needs 91.215 (f)

*Refers to Table 2B or to the Community Development Table in the Needs.xls workbook

49. Identify the jurisdiction's priority non-housing community development needs eligible for assistance by CDBG eligibility category specified in the Community Development Needs Table* – i.e., public facilities, public improvements, public services and economic development.

Please refer to the *Housing and Community Development* tab for this information.

50. Describe the basis for assigning the priority given to each category of priority needs provided on Table 2B or the Community Development Table in the CPMP Tool's Needs.xls worksheet.

These priorities were assigned based on the number of applications that the County received for CDBG funds for various types of projects defined by the Housing and Community Development Table over the past 5 years as well as the results.

51. Identify any obstacles to meeting underserved needs.

The greatest obstacle to meeting these needs is lack of funding.

Specific Community Development Objectives

52. Identify specific long-term and short-term community development objectives (including economic development activities that create jobs), developed in accordance with the statutory goals described in section 24 CFR 91.1 and the primary objective of the CDBG program to provide decent housing and a suitable living environment and expand economic

opportunities, principally for low- and moderate-income persons.

Complete and submit Table 2C Summary of Specific Objectives or, if using the CPMP Tool, the Summaries.xls worksheets.

NOTE: Each specific objective developed to address a priority need, must be identified by number and contain proposed accomplishments, the time period (i.e., one, two, three, or more years), and annual program year numeric goals the jurisdiction hopes to achieve in quantitative terms, or in other measurable terms as identified and defined by the jurisdiction. 24 CFR 91.215(a)(4)

Please refer to the *Outcomes/Objectives* tab of this document for this information.

Community Development/Public Facilities Objectives

The County will both increase the availability/accessibility of and help sustain a suitable living environment for low income persons by improving the quality or increasing the quantity of neighborhood/public facilities for lower income persons through:

- The construction or rehabilitation of handicapped centers (Matrix Code 03B)
- The construction or rehabilitation of youth centers (Matrix Code 03D)
- The construction or rehabilitation of neighborhood facilities (Matrix Code 03E)
- The construction or rehabilitation of parks, recreational facilities (Matrix Code 03E)
- Non residential historic preservation activities (Matrix Code 16B)
- Non-profit organizational capacity building (Matrix Code 19C)
- The removal of architectural barriers (Matrix Code 10)

Please refer to the *Outcomes/Objectives* tab of this document for additional information.

Community Development/Public Improvements Objectives

The County will both increase the availability/accessibility of and help sustain a suitable living environment for low income persons by improving the quality or increasing the quantity of public improvements for lower income persons through:

- General public improvements (Matrix Code 03)
The construction or rehabilitation of parking facilities (Matrix Code 03G)
- Water/sewer improvements (Matrix Code 03J)
- Street improvements (Matrix Code 03K)
- Sidewalk improvements (Matrix Code 03L)
- Section 108 Loan payments (Matrix Code 19F)
- Clearance activities (Matrix Code 04)
- The removal of architectural barriers (Matrix Code 10)

Please refer to the *Outcomes/Objectives* tab of this document for additional information.

Community Development/Public Services Objectives

The County will both increase the availability/accessibility of and help sustain a suitable living environment for low income persons by improving the quality or increasing the quantity of public services for low income persons through:

- Providing general public services (Matrix Code 05)
- Senior Services (Matrix Code 05A)
- Youth Services (Matrix Code 05D)
- Health Services (Matrix Code 05M)

Please refer to the *Outcomes/Objectives* tab of this document for additional information.

Community Development/Economic Development Objectives

The County will both improve the availability/accessibility of and help sustain economic opportunity for low income persons through:

- Employment Training (Matrix Code 05H)
- The rehabilitation of publicly or privately-owned commercial/industrial buildings (Matrix Code 14E)
- Micro-enterprise assistance (Matrix Code 18C)
- Non-profit organizational capacity building (Matrix Code 19C)

Please refer to the *Outcomes/Objectives* tab of this document for this information.

Other Objectives

The County will provide studies through planning activities (Matrix Code 20) and promote fair housing through conducting fair housing activities (Matrix Code 21D). Please refer to the *Outcomes/Objectives* tab of this document for additional information.

Neighborhood Revitalization Strategy Areas 91.215(g)

53. If the jurisdiction has one or more approved Neighborhood Revitalization Strategy Areas, the jurisdiction must provide, with the submission of a new Consolidated Plan, either: the prior HUD-approved strategy, or strategies, with a statement that there has been no change in the strategy (in which case, HUD approval for the existing strategy is not needed a second time) or submit a new or amended neighborhood revitalization strategy, or strategies, (for which separate HUD approval would

be required).

Aliquippa and Beaver Falls continue to be Neighborhood Revitalization Strategy Areas and there has been no change in either strategy.

Barriers to Affordable Housing 91.215 (h)

54. Describe the strategy to remove or ameliorate negative effects of public policies that serve as barriers to affordable housing, except that, if a State requires a unit of general local government to submit a regulatory barrier assessment that is substantially equivalent to the information required under this part, as determined by HUD, the unit of general local government may submit that assessment to HUD and it shall be considered to have complied with this requirement.

Please refer to the *Barriers to Affordable Housing* tab of this document.

Lead-based Paint 91.215 (i)

55. Describe the jurisdiction's plan to evaluate and reduce lead-based paint hazards and describe how lead based paint hazards will be integrated into housing policies and programs, and how the plan for the reduction of lead-based hazards is related to the extent of lead poisoning and hazards.

The County Children and Youth Service agency has not had a referral because of lead based paint in a number of years. Beaver County will continue to implement the federal lead-based paint regulations within its residential rehabilitation, homebuyer and rental assistance programs. Through these programs, the number of housing units containing lead-based paint will decrease, thereby increasing the inventory of lead-safe housing available to low/moderate-income families throughout the County. In 1994, the HACB completed lead-based paint hazard testing of all of its family public housing units and found no evidence of lead-based paint hazards.

Beaver County will continue to notify the public of the hazards of lead paint and to encourage corrective actions such as the replacement of windows and trim, painting or covering damaged surfaces, etc. Each property is evaluated on a case-by-case basis to determine the level of action required. The HACB administers the Lead Based Paint Abatement Program. This includes qualification of households, inspection and abatement of lead-based paint in the projects, procurement of third-party service contractors, implementation of the bidding process, awarding of contracts, monitoring and financial management and record keeping. The HACB reviews each property, notifies residents and takes corrective actions as appropriate to eliminate the hazards of lead paint in accordance with the regulations at 24 CFR Part 35.

In all projects that involve substantial rehabilitation of multi-family housing and are not funded through the HACB, the developer is responsible by contract to abide by 24 CFR Part 35 and provide documentation of compliance to the Community Development Program of Beaver County.

Antipoverty Strategy 91.215 (j)

56. Describe the jurisdiction's goals, programs, and policies for reducing the number of poverty level families (as defined by the Office of Management and Budget and revised annually)

To the extent that funding is available, Beaver County will support programs that reduce the level of poverty. Beaver County will work with state and federal agencies to obtain grants for programs that reduce the poverty rate and assist with economic development.

57. Identify the extent to which this strategy will reduce (or assist in reducing) the number of poverty level families, taking into consideration factors over which the jurisdiction has control.

The County through the Community Services Block Grant Program (CSBG) administers an anti-poverty program with approximately \$400,000 annually. Program elements include: employment, youth programs, crisis prevention, outreach and referral, legal services, domestic violence prevention, respite services, home ownership and consumer services. The County also administers state funding for the Work Ready program which is a welfare to work job training and placement program for people who are receiving or had been receiving public assistance. Finally, the County receives state funding for the Homeless Assistance Program which helps fund programs for case management, bridge housing, emergency shelter and assistance for rent and utilities.

Institutional Structure 91.215 (k)

58. Provide a concise summary of the institutional structure through which the jurisdiction will carry out its consolidated plan, including private industry, non-profit organizations, community and faith-based organizations, and public institutions.

The participation of a number of public and private entities is required to implement Beaver County's FY 2010-FY2014 Consolidated Plan. The following is a description of organizations that will play leading roles:

Public Institutions

Community Development Program of Beaver County (CDP)

CDP will act as a clearinghouse and facilitator for many of the activities described in the five year plan. As the local unit of government the County is

empowered to apply for and administer grants. Support from the County, expressed as a certification of consistency with the consolidated plan, may be all that is required for some activities. Other activities will involve the more direct participation of the County for funding, or in convening meetings of various agencies to iron out differences or strategies on how to seize opportunities.

Housing Authority of the County of Beaver (HACB)

HACB administers the public housing and Section 8 Rental Assistance programs in the County. The Housing Authority will continue its efforts to modernize the public housing units so as to provide decent, affordable housing in the County. HACB, as a Subrecipient, also administers the County Home Improvement and weatherization program. CDP has developed a strong working relationship with HACB.

Redevelopment Authority of Beaver County (RABC)

RABC will assist in affordable housing and community development initiatives throughout the County in its respective capacity as purchaser of land and/or properties.

Community Services Program (CSP)

CSP administers the CSBG, HAP and Work Ready programs. The primary objective of these programs is to eliminate poverty and promote self-sufficiency. The CSP is the County's official Community Action Agency.

Non-Profit Organizations

Non-Profit Housing developers including Community Based Development Organizations (CHDOs). The Women's Center, Supportive Services, Inc., Harbor Point Housing, Housing Opportunities, Inc., Habitat for Humanity, and the Beaver County Community Housing Development Organization will play a role in the implementation of consolidated plan initiatives. Through the construction of new housing and/or conversion/rehabilitation of existing buildings these non-profit organizations can access financing sources such as low income housing tax credits (LIHTC), Pennsylvania Housing Finance Agency (PHFA), and project-based Section 8 rental certificates to subsidize rental housing for very low-income households and special needs populations.

Beaver County Corporation for Economic Development (BCCED)

BCCED will continue to actively pursue new commercial and industrial development to bring jobs to the County.

Starting Gate and Beaver County Job Training.

Starting Gate, a non-profit business development agency, will continue to provide job placement for people with disabilities and technical assistance to

micro-enterprises. Beaver County Job Training will continue to provide micro-enterprise technical assistance.

Social service agencies

CDP is linked with the county social service agencies through the Beaver County Collaborative Action Network (BCCAN) and the Beaver County Housing and Homeless Coalition. The agencies that comprise both organizations are the link between the provision of affordable housing and needed services and the population it is intended to serve. The agencies work directly with low-income, special needs and homeless populations. Although some of these agencies do not directly provide housing, they can direct housing efforts where needed and are integral in the planning of housing and support services for target populations.

Emergency Shelters will continue to provide shelter for the homeless with support services to move homeless people toward self-sufficiency.

Supportive and transitional housing, provided by several of the non-profit housing developers listed above, will continue to give families and individuals the opportunity to develop skills needed to live independently.

Local Revitalization Organizations (LROs) are charged with central business district planning and development in Beaver County's traditional downtowns. CDP will continue to work closely with the in rehabilitation efforts of the most urbanized areas of the County.

Beaver County Rivertowns Partnership is a municipal representative group to provide input to CDP on streetscape projects. CDP will continue to work closely with this group not only on streetscape projects but also on housing and other economic development efforts within the urban most urbanized municipalities of the County.

Private Industry

Private developers, like their non-profit counterparts, will play a significant role in implementing the five year strategy. Through constructing new housing or rehabilitation of buildings into new units, private developers have the ability to attract a variety of sources of financing that is necessary implement the plan.

Organizational Relationship between the County and the HACB

HACB was incorporated under applicable state law and is governed by a board whose members are appointed by the Beaver County Board of Commissioners. All matters related to hiring, contracting, and procurement are the responsibility of the HACB operating according to HUD regulations and guidance.

The County and the HACB have maintained a good working relationship since the inception of the authority, and the siting of units or the application for additional Section 8 vouchers are accomplished through the implementation of regulations governing such action.

59. Provide an assessment of the strengths and gaps in the delivery system.

Through the collaborative efforts within Beaver County, including the Housing and Homeless Coalition and the Beaver County Collaborative Action Network (BCCAN) a solid structure has been established to address priority housing and community needs. As the County implements its five year consolidated plan, it will continue to look for and fill any gaps in its delivery system.

60. Describe efforts to enhance coordination with private industry, businesses, developers, and social service agencies, particularly with regard to the development of the jurisdiction's economic development strategy. (91.215(I))

The County will continue to work with the Beaver County Rivertowns Partnership for economic development in the most urbanized areas of the County. In addition, the County will continue to work with the Beaver County Corporation for Economic Development to administer the Riverfront Development Program which focuses on projects that make the communities along the Ohio River more attractive to residents and business. The County will continue to work with municipalities and developers where CDBG funding is required to assist in economic development. The County will also continue to work with private business owners through the Façade Improvement Program and through the business development approach carried out through the Beaver County's Main Street Network.

Coordination 91.215 (I)

61. Describe the efforts to enhance coordination between public and assisted housing providers and governmental health, mental health, and service agencies.

As members of the HHCBC and the Beaver County Collaborative Action Network (CAN), the County meets regularly with public and assisted housing providers, governmental health, mental health, and service agencies to discuss and enhance coordination of housing and services in Beaver County. HHCBC members work together to continually enhance the housing delivery system in Beaver County. CAN works to foster collaboration among service providers to facilitate services for those in need.

62. Describe efforts in addressing the needs of persons that are chronically homeless with respect to the preparation of the homeless strategy.

Homeless assistance providers and members of the HHCCB were asked to fill in a survey to give input on what are the highest priority unmet needs of homeless people in Beaver County. Homeless persons who are members of the HHCCB were also asked the survey questions. Citizens were asked to rank a variety of homeless housing and service types low, medium or high. The surveys were designed to solicit information about individual as well as families with children.

In addition, data from the point in time survey was used and the characteristics of the people who were homeless or at risk of becoming homeless were looked at. Also, refer to the *Continuum of Care* tab of this document.

63. Describe the means of cooperation and coordination among the state and any units of general local government in the metropolitan area in the implementation of the plan.

Please refer to the *Agencies & Adjacent Consultations* tab of this document.

64. Describe efforts to enhance coordination with private industry, businesses, developers, and social service agencies, particularly with regard to the development of the jurisdiction's economic development strategy.

The County will continue to work with the Beaver County Rivertowns Partnership for economic development in the most urbanized areas of the County. In addition, the County will continue to work with the Beaver County Corporation for Economic Development to administer the Riverfront Development Program which focuses on projects that make the communities along the Ohio River more attractive to residents and business. The County will continue to work with municipalities and developers where CDBG funding is required to assist in economic development. The County will also continue to work with private business owners through the Façade Improvement Program and through the business development approach carried out through the Beaver County's Main Street Network.

65. Describe the jurisdiction's efforts to coordinate its housing strategy with local and regional transportation planning strategies to ensure to the extent practicable that residents of affordable housing have access to public transportation.

A representative of the Board of Beaver County Commissioners serves on the SPC which is the regional planning agency for transportation in Southwestern Pennsylvania. Information was obtained from the local public transportation agency for preparation of the Consolidated Plan.

Monitoring 91.230

66. Describe the standards and procedures the jurisdiction will use to monitor its housing and community development projects and ensure long-term compliance with program requirements and comprehensive planning requirements.

The Community Development Program of Beaver County will keep records on the progress toward meeting the consolidated plan goals and on the statutory and regulatory compliance of each activity. For each activity that is authorized under the National Affordable Housing Act, the CDP uses fiscal and management procedures that ensure program compliance, funds accountability and complete and accurate reporting to HUD. These programs are subject to the Single Audit Act. Similar procedures will be followed for non-CDBG funded projects. The County will continue to be proactive in reassigning program funds as they become available. Beaver County will utilize the performance measurement system developed by HUD including the objectives, outcomes, indicators and accomplishments developed by HUD to monitor the productivity of its program. Where the HUD system does not provide for a suitable outcome or objective, the County will develop new measurements by gathering input from applicants, using staff and consultants to help develop the measurement tool, collecting the data and then evaluating and refining the tool. Subrecipient agreements are monitored yearly and managed on an ongoing basis. All projects constructed or rehabilitated with HOME funds are inspected yearly. Inspections of properties will be conducted.

To ensure that there is long-term compliance with housing codes for both the CDBG and HOME programs HUD's "Housing Quality Standards Checklist" (Form HUD-52580-A) is completed during each inspection. If the unit is found to be deficient, a copy of the report is sent to the developer with a cover letter giving the developer a reasonable time to correct the deficiency. To ensure the timeliness of expenditures, the Community Development Program conducts 6-month budget reviews of expenditures on projects, reviews monthly IDIS and other financial reports, and examines projections based on active projects. In addition, the project managers report on the progress of each project on a monthly basis.

Housing Opportunities for People with AIDS (HOPWA)

*Refers to the HOPWA Table in the Needs.xls workbook.

67. Describe the activities to be undertaken with HOPWA Program funds to address priority unmet housing needs for the eligible population. Activities will assist persons who are not homeless but require supportive housing, such as efforts to prevent low-income individuals and families from becoming homeless and may address the housing needs of persons who are homeless in order to help homeless persons make the transition to permanent housing and independent living.

Beaver County does not receive HOPWA funds therefore this section is not applicable.

68. Identify any obstacles to meeting underserved needs and summarize the priorities and specific objectives, describing how funds made available will be used to address identified needs.

Beaver County does not receive HOPWA funds therefore this section is not applicable.

The Plan must establish annual HOPWA output goals for the planned number of households to be assisted during the year in: (1) short-term rent, mortgage and utility payments to avoid homelessness; (2) rental assistance programs; and (3) in housing facilities, such as community residences and SRO dwellings, where funds are used to develop and/or operate these facilities. The plan can also describe the special features or needs being addressed, such as support for persons who are homeless or chronically homeless. These outputs are to be used in connection with an assessment of client outcomes for achieving housing stability, reduced risks of homelessness and improved access to care.

Beaver County does not receive HOPWA funds therefore this section is not applicable.

For housing facility projects being developed, a target date for the completion of each development activity must be included and information on the continued use of these units for the eligible population based on their stewardship requirements (e.g. within the ten-year use periods for projects involving acquisition, new construction or substantial rehabilitation).

Beaver County does not receive HOPWA funds therefore this section is not applicable.

69. Provide an explanation of how the funds will be allocated including a description of the geographic area in which assistance will be directed and the rationale for these geographic allocations and priorities. Include the name of each project sponsor, the zip code for the primary area(s) of planned activities, amounts committed to that sponsor, and whether the sponsor is a faith-based and/or grassroots organization.

Beaver County does not receive HOPWA funds therefore this section is not applicable.

70. Describe the role of the lead jurisdiction in the eligible metropolitan statistical area (EMSA), involving (a) consultation to develop a metropolitan-wide strategy for addressing the needs of persons with HIV/AIDS and their

families living throughout the EMSA with the other jurisdictions within the EMSA; (b) the standards and procedures to be used to monitor HOPWA Program activities in order to ensure compliance by project sponsors of the requirements of the program.

Beaver County does not receive HOPWA funds therefore this section is not applicable.

Specific HOPWA Objectives

71. Identify specific objectives that the jurisdiction intends to initiate and/or complete in accordance with the tables* prescribed by HUD. *Complete and submit Table 1C Summary of Specific Objectives or, if using the CPMP Tool, the Summaries.xls worksheets.*

Beaver County does not receive HOPWA funds therefore this section is not applicable.

72. Describe how Federal, State, and local public and private sector resources that are reasonably expected to be available will be used to address identified needs for the period covered by the strategic plan.

Beaver County does not receive HOPWA funds therefore this section is not applicable.

OTHER NARRATIVES AND ATTACHMENTS

73. Include any Strategic Plan information that was not covered by a narrative in any other section. If optional tables are not used, provide comparable information that is required by consolidated plan regulations.

All information is contained in the Narratives and attachments to the Plan

74. Section 108 Loan Guarantee

If the jurisdiction has an open Section 108 project, provide a summary of the project. The summary should include the Project Name, a short description of the project and the current status of the project, the amount of the Section 108 loan, whether you have an EDI or BEDI grant and the amount of this grant, the total amount of CDBG assistance provided for the project, the national objective(s) codes for the project, the Matrix Codes, if the activity is complete, if the national objective has been met, the most current number of beneficiaries (jobs created/retained, number of FTE jobs held by/made available to LMI persons, number of housing units assisted, number of units occupied by LMI households, etc.)

The current Section 108 loan project is comprised of funding for streetscapes in Ambridge, Midland and New Brighton. The amount of the loan is \$5,166,000. No EDI or BEDI grant was received. The amount of CDBG assistance was \$340,454. The national objective code is LMA and the Matrix Code is 03L. The Ambridge and New Brighton projects are complete. Midland is under construction and will be completed with funds from the Section 108 interest.

75. Regional Connections

Describe how the jurisdiction's strategic plan connects its actions to the larger strategies for the metropolitan region. Does the plan reference the plans of other agencies that have responsibilities for metropolitan transportation, economic development, and workforce investment?

The policies, priorities and plans of the SPC were consulted for the development of the Consolidated Plan. As a County with significant infrastructure, economic development, and workforce issues, the SPC assists the County in obtaining information and support in these areas.



Summary of Specific Annual Objectives

Specific Obj. #	Outcome/Objective Specific Annual Objectives	Sources of Funds	Performance Indicators	Year	Expected Number	Actual Number	Percent Completed		
DH-1 Availability/Accessibility of Decent Housing									
DH-1 (137)	Improving Access to Affordable Owner Housing	Act 137	Assist <30% MFI households with downpayment and closing costs	2010	5		0%		
				2011	5		0%		
		Source of Funds #2			2012	5		0%	
					2013	5		0%	
		Source of Funds #3			2014	5		0%	
		MULTI-YEAR GOAL				25	0	0%	
		Act 137		Assist 30%<50% MFI households with downpayment and closing costs	2010	12		0%	
					2011	12		0%	
		Source of Funds #2				2012	12		0%
						2013	12		0%
	Source of Funds #3		2014		12		0%		
	MULTI-YEAR GOAL				60	0	0%		
	Funding a first-time homebuyer assistance program	Act 137	Assist 50%<80% MFI households with downpayment and closing costs		2010	8		0%	
					2011	8		0%	
		Source of Funds #2				2012	8		0%
						2013	8		0%
		Source of Funds #3			2014	8		0%	
		MULTI-YEAR GOAL				40	0	0%	



Summary of Specific Annual Objectives

Specific Obj. #	Outcome/Objective Specific Annual Objectives	Sources of Funds	Performance Indicators	Year	Expected Number	Actual Number	Percent Completed	
DH-1 Availability/Accessibility of Decent Housing								
DH-1 (A)	Increase the Supply of Affordable Rental Housing through CHDO Developers:	HOME	construction or rehab units for households with less than 30% MFI HOME10-3	2010	unknown		#VALUE!	
				2011	1		0%	
		Source of Funds #2		2012	1		0%	
				2013	1		0%	
		Source of Funds #3		2014	1		0%	
		MULTI-YEAR GOAL				4	0	0%
			HOME	construction or rehab units for households with less than 30% 50% MFI HOME10-3	2010	unknown		#VALUE!
			2011		1		0%	
		Source of Funds #2	2012		1		0%	
		2013	1			0%		
	Source of Funds #3	2014	1			0%		
	MULTI-YEAR GOAL				4	0	0%	
	through CHDO Set Aside		HOME	construction or rehab units for households with less than 50% 80% MFI HOME10-3	2010	unknown		#VALUE!
			2011		1		0%	
		Source of Funds #2	2012		1		0%	
		2013	1			0%		
Source of Funds #3		2014	1			0%		
MULTI-YEAR GOAL				4	0	0%		



Summary of Specific Annual Objectives

Specific Obj. #	Outcome/Objective Specific Annual Objectives	Sources of Funds	Performance Indicators	Year	Expected Number	Actual Number	Percent Completed	
DH-1 Availability/Accessibility of Decent Housing								
DH-1 (A-1)	Increase the Supply of Affordable Rental Housing through CHDO Developers	HOME	construction or rehab units for persons with physical disabilities	2010	unknown		#VALUE!	
				2011	1		0%	
		Source of Funds #2		2012	1		0%	
		Source of Funds #3		2013	1		0%	
			2014	1		0%		
		MULTI-YEAR GOAL				4	0	0%
			HOME	construction or rehab of units for elderly persons	2010	unknown		#VALUE!
			2011		1		0%	
		Source of Funds #2	2012		1		0%	
	Source of Funds #3	2013	1			0%		
		2014	1		0%			
	MULTI-YEAR GOAL				4	0	0%	
	through CHDO Set Aside	HOME	construction or rehab of units for frail elderly persons	2010	unknown		#VALUE!	
				2011	1		0%	
		Source of Funds #2		2012	1		0%	
Source of Funds #3		2013		1		0%		
		2014	1		0%			
MULTI-YEAR GOAL				4	0	0%		



Summary of Specific Annual Objectives

Specific Obj. #	Outcome/Objective Specific Annual Objectives	Sources of Funds	Performance Indicators	Year	Expected Number	Actual Number	Percent Completed	
DH-1 Availability/Accessibility of Decent Housing								
DH-1 (B)	Increase the Supply of Affordable Rental Housing through Private Developers	HOME	construction or rehab units for households with less than 30% MFI HOME10-2	2010	unknown		#VALUE!	
				2011	1		0%	
		Source of Funds #2		2012	1		0%	
				2013	1		0%	
		Source of Funds #3		2014	1		0%	
		MULTI-YEAR GOAL				4	0	0%
		HOME	construction or rehab units for households with income at 30% to < 50% MFI HOME10-2	2010	unknown		#VALUE!	
				2011	1		0%	
		Source of Funds #2		2012	1		0%	
		2013		1		0%		
	Source of Funds #3	2014		1		0%		
	MULTI-YEAR GOAL				4	0	0%	
	Through Other Home Funded Activities	HOME	construction or rehab units for households with income at 50% to < 80% MFI HOME10-2	2010	unknown		#VALUE!	
				2011	1		0%	
		Source of Funds #2		2012	1		0%	
				2013	1		0%	
		Source of Funds #3		2014	1		0%	
		MULTI-YEAR GOAL				4	0	0%



Summary of Specific Annual Objectives

Specific Obj. #	Outcome/Objective Specific Annual Objectives	Sources of Funds	Performance Indicators	Year	Expected Number	Actual Number	Percent Completed	
DH-1 Availability/Accessibility of Decent Housing								
DH-1 (B-1)	Increase the Supply of Affordable Rental Housing through Private Developers	HOME	construction or rehab units for households for persons with physical disabilities	2010	11		0%	
				2011	1		0%	
		Source of Funds #2		2012	1		0%	
				2013	1		0%	
		Source of Funds #3		2014	1		0%	
		MULTI-YEAR GOAL				15	0	0%
		HOME	construction or rehab units for units for elderly persons	2010	24		0%	
				2011	1		0%	
		Source of Funds #2		2012	1		0%	
		2013		1		0%		
	Source of Funds #3	2014		1		0%		
	MULTI-YEAR GOAL				28	0	0%	
	Through Other Home Funded Activities	HOME	construction or rehab units for frail elderly persons	2010	24		0%	
				2011	1		0%	
		Source of Funds #2		2012	1		0%	
				2013	1		0%	
		Source of Funds #3		2014	1		0%	
		MULTI-YEAR GOAL				28	0	0%



Summary of Specific Annual Objectives

Specific Obj. #	Outcome/Objective Specific Annual Objectives	Sources of Funds	Performance Indicators	Year	Expected Number	Actual Number	Percent Completed		
DH-1 Availability/Accessibility of Decent Housing									
DH-1 (C)	Increase the Supply of Affordable Owner Housing through CHDO Developers	HOME	construction or rehab units for households with less than 30% MFI HOME 10-3	2010	unknown		#VALUE!		
				2011	1		0%		
		Source of Funds #2		2012	1		0%		
				2013	1		0%		
		Source of Funds #3		2014	1		0%		
		MULTI-YEAR GOAL				4	0	0%	
		HOME		construction or rehab units for households with income at 30% to < 50% MFI HOME 10-3	2010	unknown		#VALUE!	
					2011	1		0%	
		Source of Funds #2			2012	1		0%	
		2013	1			0%			
	Source of Funds #3	2014	1			0%			
	MULTI-YEAR GOAL				4	0	0%		
	through CHDO Set Aside	HOME	construction or rehab units for households with income at 50% to < 80% MFI HOME 10-3		2010	unknown		#VALUE!	
					2011	1		0%	
		Source of Funds #2			2012	1		0%	
				2013	1		0%		
		Source of Funds #3		2014	1		0%		
		MULTI-YEAR GOAL				4	0	0%	



Summary of Specific Annual Objectives

Specific Obj. #	Outcome/Objective Specific Annual Objectives	Sources of Funds	Performance Indicators	Year	Expected Number	Actual Number	Percent Completed	
DH-1 Availability/Accessibility of Decent Housing								
DH-1 (C-1)	Increase the Supply of Affordable Owner Housing through CHDO Developers	HOME	construction or rehab units for households for persons with physical disabilities	2010	unknown		#VALUE!	
				2011	1		0%	
		Source of Funds #2		2012	1		0%	
				2013	1		0%	
		Source of Funds #3		2014	1		0%	
		MULTI-YEAR GOAL				4	0	0%
		HOME	construction or rehab units for units for elderly persons	2010	unknown		#VALUE!	
				2011	1		0%	
		Source of Funds #2		2012	1		0%	
		2013		1		0%		
	Source of Funds #3	2014		1		0%		
	MULTI-YEAR GOAL				4	0	0%	
	through CHDO Set Aside	HOME	construction or rehab units for frail elderly persons	2010	unknown		#VALUE!	
				2011	1		0%	
		Source of Funds #2		2012	1		0%	
				2013	1		0%	
		Source of Funds #3		2014	1		0%	
		MULTI-YEAR GOAL				4	0	0%



Summary of Specific Annual Objectives

Specific Obj. #	Outcome/Objective Specific Annual Objectives	Sources of Funds	Performance Indicators	Year	Expected Number	Actual Number	Percent Completed		
DH-1 Availability/Accessibility of Decent Housing									
DH-1 (D)	Increase the Supply of Affordable Owner Housing through private Developers	HOME	construction or rehab units for households with less than 30% MFI HOME 10-2	2010	unknown		#VALUE!		
				2011	1		0%		
		Source of Funds #2		2012	1		0%		
				2013	1		0%		
		Source of Funds #3		2014	1		0%		
		MULTI-YEAR GOAL				4	0	0%	
		HOME		construction or rehab units for households with income at 30% to < 50% MFI HOME 10-2	2010	unknown		#VALUE!	
					2011	1		0%	
		Source of Funds #2			2012	1		0%	
		2013	1			0%			
	Source of Funds #3	2014	1			0%			
	MULTI-YEAR GOAL					4	0	0%	
	through Other Home Funded Activities	HOME	construction or rehab units for households with income at 50% to < 80% MFI HOME 10-2		2010	unknown		#VALUE!	
					2011	1		0%	
		Source of Funds #2			2012	1		0%	
				2013	1		0%		
		Source of Funds #3		2014	1		0%		
		MULTI-YEAR GOAL				4	0	0%	

**Now Specific
Measurable**

Summary of Specific Annual Objectives

Specific Obj. #	Outcome/Objective Specific Annual Objectives	Sources of Funds	Performance Indicators	Year	Expected Number	Actual Number	Percent Completed		
DH-1 Availability/Accessibility of Decent Housing									
DH-1 (D-1)	Increase the Supply of Affordable Owner Housing through private Developers	HOME	construction or rehab units for households for persons with physical disabilities	2010	unknown		#VALUE!		
				2011	1		0%		
		Source of Funds #2		2012	1		0%		
				2013	1		0%		
		Source of Funds #3		2014	1		0%		
		MULTI-YEAR GOAL				4	0	0%	
		HOME		construction or rehab units for units for elderly persons	2010	unknown		#VALUE!	
					2011	1		0%	
		Source of Funds #2			2012	1		0%	
		2013	1			0%			
	Source of Funds #3	2014	1			0%			
	MULTI-YEAR GOAL				4	0	0%		
	through Other Home Funded Activities	HOME	construction or rehab units for frail elderly persons		2010	unknown		#VALUE!	
					2011	1		0%	
		Source of Funds #2			2012	1		0%	
				2013	1		0%		
		Source of Funds #3		2014	1		0%		
		MULTI-YEAR GOAL				4	0	0%	



Summary of Specific Annual Objectives

Specific Obj. #	Outcome/Objective Specific Annual Objectives	Sources of Funds	Performance Indicators	Year	Expected Number	Actual Number	Percent Completed		
DH-1 Availability/Accessibility of Decent Housing									
DH-1 (H)	Increase the Number of Persons moving from Homelessness to Permanent Housing	ESG	through Shelter Operations and Supportive services ESG-2	2010	500		0%		
				2011	500		0%		
		Source of Funds #2		2012	500		0%		
				2013	500		0%		
		Source of Funds #3		2014	500		0%		
		MULTI-YEAR GOAL				2500	0	0%	
		ESG		tracking the provision of services through HMIS	2010	500		0%	
					2011	500		0%	
		Source of Funds #2			2012	550		0%	
					2013	500		0%	
	Source of Funds #3	2014	500			0%			
	MULTI-YEAR GOAL					2550	0	0%	
	ESG	Increase emergency shelter beds for families	2010		6		0%		
			2011		6		0%		
	Source of Funds #2		2012		6		0%		
			2013		6		0%		
	Source of Funds #3		2014	6		0%			
	MULTI-YEAR GOAL				30	0	0%		
	by providing housing and supportive services								



Summary of Specific Annual Objectives

Specific Obj. #	Outcome/Objective Specific Annual Objectives	Sources of Funds	Performance Indicators	Year	Expected Number	Actual Number	Percent Completed		
DH-2 Affordability of Decent Housing									
DH-2 (1)	Improve access to affordable rental housing by reducing the cost burden	HOME	households at 30% or less MFI with decreased cost burden	2010	0		#DIV/0!		
				2011	10		0%		
		Source of Funds #2		2012	10		0%		
				2013	10		0%		
		Source of Funds #3		2014	10		0%		
		MULTI-YEAR GOAL				40	0	0%	
		HOME		households over 30% up to 50% MFI with decreased cost burden	2010	0		#DIV/0!	
		2011	10			0%			
	Source of Funds #2	2012	10			0%			
		2013	10			0%			
	Source of Funds #3	2014	10			0%			
	MULTI-YEAR GOAL					40	0	0%	
	Explore & implement a program to reduce housing and cost burdent fro low income households	HOME	households over 50% up to 80% MFI with decreased cost burden		2010	0		#DIV/0!	
				2011	10		0%		
Source of Funds #2		2012		10		0%			
		2013		10		0%			
Source of Funds #3		2014		10		0%			
MULTI-YEAR GOAL					40	0	0%		



Summary of Specific Annual Objectives

Specific Obj. #	Outcome/Objective Specific Annual Objectives	Sources of Funds	Performance Indicators	Year	Expected Number	Actual Number	Percent Completed		
DH-2 Affordability of Decent Housing									
DH-2	Improve access to affordable rental housing by reducing the cost burden	HOME	households at 30% or less MFI with decreased cost burden through TBRA - HOME08	2010	13		0%		
				2011	13		0%		
		Source of Funds #2		2012	13		0%		
				2013	13		0%		
		Source of Funds #3		2014	13		0%		
		MULTI-YEAR GOAL				65	0	0%	
		HOME			2010			#DIV/0!	
					2011			#DIV/0!	
		Source of Funds #2			2012			#DIV/0!	
	Continue to provide TBRA			2013			#DIV/0!		
		Source of Funds #3		2014			#DIV/0!		
		MULTI-YEAR GOAL					0	#DIV/0!	
		HOME		2010			#DIV/0!		
				2011			#DIV/0!		
		Source of Funds #2		2012			#DIV/0!		
				2013			#DIV/0!		
		Source of Funds #3		2014			#DIV/0!		
		MULTI-YEAR GOAL					0	#DIV/0!	



Summary of Specific Annual Objectives

Specific Obj. #	Outcome/Objective Specific Annual Objectives	Sources of Funds	Performance Indicators	Year	Expected Number	Actual Number	Percent Completed		
DH-3 Sustainability of Decent Housing									
DH-3 (05)	To Improve the Quality of Owner/Renter Housing through Public Service (Matrix Code 05)	CDBG	benefit LM people through BC Rodent Control Services CD105502	2010	200		0%		
				2011	200		0%		
		Source of Funds #2		2012	200		0%		
				2013	200		0%		
		Source of Funds #3		2014	200		0%		
		MULTI-YEAR GOAL				1000	0	0%	
		CDBG			2010				#DIV/0!
					2011				#DIV/0!
		Source of Funds #2			2012				#DIV/0!
	through the Rodent Control Program			2013				#DIV/0!	
		Source of Funds #3		2014				#DIV/0!	
		MULTI-YEAR GOAL					0	#DIV/0!	
		CDBG		2010				#DIV/0!	
				2011				#DIV/0!	
		Source of Funds #2		2012				#DIV/0!	
				2013				#DIV/0!	
		Source of Funds #3		2014				#DIV/0!	
		MULTI-YEAR GOAL					0	#DIV/0!	



Summary of Specific Annual Objectives

Specific Obj. #	Outcome/Objective Specific Annual Objectives	Sources of Funds	Performance Indicators	Year	Expected Number	Actual Number	Percent Completed	
DH-3 Sustainability of Decent Housing								
DH-3	To Improve the Quality of Owner Housing through Rehabilitation of Single Unit Residential Units (Matrix Code 14A)	CDBG	rehab units for owner households with less than 30% MFI CD105500	2010	13		0%	
				2011	13		0%	
		Source of Funds #2		2012	13		0%	
				2013	13		0%	
		Source of Funds #3		2014	13		0%	
		MULTI-YEAR GOAL				65	0	0%
		CDBG	rehab units for owner households with income at 30% to < 50% MFI CD105500	2010	13		0%	
				2011	13		0%	
		Source of Funds #2		2012	13		0%	
		2013		13		0%		
	Source of Funds #3	2014		13		0%		
	MULTI-YEAR GOAL				65	0	0%	
	through the Home Improvement Program	CDBG	rehab units for owner households with income at 50% to < 80% MFI CD105500	2010	14		0%	
				2011	14		0%	
		Source of Funds #2		2012	14		0%	
				2013	14		0%	
		Source of Funds #3		2014	14		0%	
		MULTI-YEAR GOAL				70	0	0%




Summary of Specific Annual Objectives

Specific Obj. #	Outcome/Objective Specific Annual Objectives	Sources of Funds	Performance Indicators	Year	Expected Number	Actual Number	Percent Completed	
DH-3 Sustainability of Decent Housing								
DH-3 (14A)	To Improve the Quality of Owner Housing through Rehabilitation of Single Unit Residential Units (Matrix Code 14A)	CDBG	rehab units for owner households with less than 30% MFI CD105501	2010	8		0%	
				2011	8		0%	
		Source of Funds #2		2012	8		0%	
				2013	8		0%	
		Source of Funds #3		2014	8		0%	
		MULTI-YEAR GOAL				40	0	0%
		CDBG	rehab units for owner households with income at 30% to < 50% MFI CD105501	2010	9		0%	
				2011	9		0%	
		Source of Funds #2		2012	9		0%	
		2013		9		0%		
	Source of Funds #3	2014		9		0%		
	MULTI-YEAR GOAL				45	0	0%	
	through the Emergency Home Improvement Program	CDBG	rehab units for owner households with income at 50% to < 80% MFI CD105501	2010	8		0%	
				2011	8		0%	
		Source of Funds #2		2012	8		0%	
		2013		8		0%		
Source of Funds #3		2014		8		0%		
MULTI-YEAR GOAL				40	0	0%		



Summary of Specific Annual Objectives

Specific Obj. #	Outcome/Objective Specific Annual Objectives	Sources of Funds	Performance Indicators	Year	Expected Number	Actual Number	Percent Completed	
SL-1 Availability/Accessibility of Suitable Living Environment								
SL-1 (03B)	Improve the quality or increase quantity of neighborhood/public facilities for lower income persons	CDBG	benefit LM people through HAP Gym Cooling CD105509	2010	125		0%	
				2011	0		#DIV/0!	
		Source of Funds #2		2012	0		#DIV/0!	
				2013	0		#DIV/0!	
		Source of Funds #3		2014	0		#DIV/0!	
		MULTI-YEAR GOAL				125	0	0%
		Source of Funds #1	Performance Indicator #2	2010			#DIV/0!	
				2011			#DIV/0!	
		Source of Funds #2		2012			#DIV/0!	
				2013			#DIV/0!	
	that are Handicapped Centers (Matrix Code 03B)	Source of Funds #3		2014			#DIV/0!	
		MULTI-YEAR GOAL					0	#DIV/0!
		Source of Funds #1	Performance Indicator #3	2010			#DIV/0!	
				2011			#DIV/0!	
		Source of Funds #2		2012			#DIV/0!	
				2013			#DIV/0!	
		Source of Funds #3		2014			#DIV/0!	
		MULTI-YEAR GOAL					0	#DIV/0!



Summary of Specific Annual Objectives

Specific Obj. #	Outcome/Objective Specific Annual Objectives	Sources of Funds	Performance Indicators	Year	Expected Number	Actual Number	Percent Completed	
SL-1 Availability/Accessibility of Suitable Living Environment								
SL-1 (03E)	Improve the quality or increase quantity of neighborhood/public facilities for lower income persons	CDBG	Benefit LM people through rehab/construction of community centers - Min Coalition Set Aside 105505	2010	2		0%	
				2011	2		0%	
		Source of Funds #2		2012	2		0%	
				2013	2		0%	
		Source of Funds #3		2014	2		0%	
		MULTI-YEAR GOAL				10	0	0%
		Source of Funds #1	benefit LM people through CCAE ADA Renovation CD100502	2010	1117		0%	
				2011	0		#DIV/0!	
		Source of Funds #2		2012	0		#DIV/0!	
				2013	0		#DIV/0!	
	through Neighborhood Facilities (Matrix Code 03E)	Source of Funds #3		2014	0		#DIV/0!	
	MULTI-YEAR GOAL				1117	0	0%	
	Source of Funds #1	Benefit LM people through Midland Library Improvements CD103502	2010	447		0%		
			2011	0		#DIV/0!		
	Source of Funds #2		2012	0		#DIV/0!		
	2013		0		#DIV/0!			
Source of Funds #3	2014		0		#DIV/0!			
MULTI-YEAR GOAL				447	0	0%		



Summary of Specific Annual Objectives

Specific Obj. #	Outcome/Objective Specific Annual Objectives	Sources of Funds	Performance Indicators	Year	Expected Number	Actual Number	Percent Completed	
SL-1 Availability/Accessibility of Suitable Living Environment								
SL-1 (03F)	Improve the quality or increase quantity of neighborhood/public facilities for lower income persons	CDBG	benefit LM people through Aliquippa SD Playground CD100102	2010	11568		0%	
				2011	0		#DIV/0!	
		Source of Funds #2		2012	0		#DIV/0!	
				2013	0		#DIV/0!	
		Source of Funds #3		2014	0		#DIV/0!	
		MULTI-YEAR GOAL				11568	0	0%
			CDBG	benefit LM people through Construction of Big Beaver Falls SD Concession Restrooms CD100501	2010	1912		0%
					2011	0		#DIV/0!
		Source of Funds #2	2012		0		#DIV/0!	
					2013	0		#DIV/0!
	Source of Funds #3	2014	0			#DIV/0!		
	MULTI-YEAR GOAL				1912	0	0%	
	through Parks, Recreational Facilities (Matrix Code 03F)	Source of Funds #1	Eliminate blight through Construction of CED Bridgewater Trail North Phase II CD100700	2010	1		0%	
				2011	0		#DIV/0!	
Source of Funds #2		2012		0		#DIV/0!		
		2013		0		#DIV/0!		
Source of Funds #3		2014		0		#DIV/0!		
MULTI-YEAR GOAL				1	0	0%		



Summary of Specific Annual Objectives

Specific Obj. #	Outcome/Objective Specific Annual Objectives	Sources of Funds	Performance Indicators	Year	Expected Number	Actual Number	Percent Completed	
SL-1 Availability/Accessibility of Suitable Living Environment								
SL-1 (03J)	Improve the quality or increase quantity of public improvements for lower income persons	CDBG	Benefit LM people through Ambridge MA Vector Truck Station CD100200	2010	7682		0%	
				2011	0		#DIV/0!	
		Source of Funds #2		2012	0		#DIV/0!	
				2013	0		#DIV/0!	
		Source of Funds #3		2014	0		#DIV/0!	
		MULTI-YEAR GOAL				7682	0	0%
			CDBG	Benefit LM people Installation of Fallston Beaver St Storm Sewers CD101900	2010	12		0%
					2011	0		#DIV/0!
		Source of Funds #2	2012		0		#DIV/0!	
			2013		0		#DIV/0!	
	Source of Funds #3	2014	0			#DIV/0!		
	MULTI-YEAR GOAL				12	0	0%	
	through Water/Sewer Improvements (Matrix Code 03J)	Source of Funds #1	Benefit LM people through Midland MA water filter upgrade CD103503	2010	3356		0%	
				2011	0		#DIV/0!	
		Source of Funds #2		2012	0		#DIV/0!	
		2013		0		#DIV/0!		
Source of Funds #3		2014		0		#DIV/0!		
MULTI-YEAR GOAL				3356	0	0%		



Summary of Specific Annual Objectives

Specific Obj. #	Outcome/Objective Specific Annual Objectives	Sources of Funds	Performance Indicators	Year	Expected Number	Actual Number	Percent Completed	
SL-1 Availability/Accessibility of Suitable Living Environment								
SL-1 (03L)	Improve the quality or increase quantity of public improvements for lower income persons	CDBG	benefit LM people through Monaca ADA Curb Ramp installation CD103600	2010	578		0%	
		Source of Funds #2		2011	0		#DIV/0!	
		Source of Funds #3		2012	0		#DIV/0!	
				2013	0		#DIV/0!	
				2014	0		#DIV/0!	
		MULTI-YEAR GOAL				578	0	0%
	through Sidewalks (Matrix Code 03L)	CDBG		2010			#DIV/0!	
		Source of Funds #2		2011			#DIV/0!	
		Source of Funds #3		2012			#DIV/0!	
				2013			#DIV/0!	
				2014			#DIV/0!	
		MULTI-YEAR GOAL					0	#DIV/0!
		Source of Funds #1		2010			#DIV/0!	
		Source of Funds #2		2011			#DIV/0!	
Source of Funds #3		2012			#DIV/0!			
		2013			#DIV/0!			
		2014			#DIV/0!			
MULTI-YEAR GOAL					0	#DIV/0!		



Summary of Specific Annual Objectives

Specific Obj. #	Outcome/Objective Specific Annual Objectives	Sources of Funds	Performance Indicators	Year	Expected Number	Actual Number	Percent Completed	
SL-1 Availability/Accessibility of Suitable Living Environment								
SL-1 (05)	Improve Public Services for low/mod income persons	CDBG	benefit LM people through Pulaski Emergency Response project CD104500	2010	1674		0%	
		Source of Funds #2		2011	0		#DIV/0!	
		Source of Funds #3		2012	0		#DIV/0!	
				2013	0		#DIV/0!	
				2014	0		#DIV/0!	
		MULTI-YEAR GOAL				1674	0	0%
		CDBG		2010			#DIV/0!	
		Source of Funds #2		2011			#DIV/0!	
				2012			#DIV/0!	
				2013			#DIV/0!	
			2014			#DIV/0!		
	MULTI-YEAR GOAL					0	#DIV/0!	
	through general public services (Matrix Code 05)	Source of Funds #1		2010			#DIV/0!	
		Source of Funds #2		2011			#DIV/0!	
			2012			#DIV/0!		
			2013			#DIV/0!		
			2014			#DIV/0!		
MULTI-YEAR GOAL					0	#DIV/0!		



Summary of Specific Annual Objectives

Specific Obj. #	Outcome/Objective Specific Annual Objectives	Sources of Funds	Performance Indicators	Year	Expected Number	Actual Number	Percent Completed		
SL-1 Availability/Accessibility of Suitable Living Environment									
SL-1 (05D)	Improve Public Services for low/mod income persons	CDBG	to assist low income youth through Geneva After School Enrichment CD105510	2010	150		0%		
				2011	150		0%		
		Source of Funds #2		2012	150		0%		
				2013	150		0%		
		Source of Funds #3		2014	150		0%		
		MULTI-YEAR GOAL				750	0	0%	
		CDBG			2010			#DIV/0!	
					2011			#DIV/0!	
		Source of Funds #2			2012			#DIV/0!	
	through Youth Services (Matrix Code 05D)			2013			#DIV/0!		
		Source of Funds #3		2014			#DIV/0!		
		MULTI-YEAR GOAL					0	#DIV/0!	
		Source of Funds #1		2010			#DIV/0!		
				2011			#DIV/0!		
		Source of Funds #2		2012			#DIV/0!		
				2013			#DIV/0!		
		Source of Funds #3		2014			#DIV/0!		
		MULTI-YEAR GOAL					0	#DIV/0!	




Summary of Specific Annual Objectives

Specific Obj. #	Outcome/Objective Specific Annual Objectives	Sources of Funds	Performance Indicators	Year	Expected Number	Actual Number	Percent Completed	
SL-1 Availability/Accessibility of Suitable Living Environment								
SL-1	Improve Public Services for low/mod income persons	CDBG	Benefit LM residents of Friendship Ridge through eMAR CD105512	2010	550		0%	
				2011	0		#DIV/0!	
		Source of Funds #2		2012	0		#DIV/0!	
				2013	0		#DIV/0!	
		Source of Funds #3		2014	0		#DIV/0!	
		MULTI-YEAR GOAL				550	0	0%
		CDBG		2010				#DIV/0!
				2011				#DIV/0!
		Source of Funds #2		2012				#DIV/0!
				2013				#DIV/0!
	Source of Funds #3		2014				#DIV/0!	
	MULTI-YEAR GOAL					0	#DIV/0!	
	through health services (Matrix Code 05M)	Source of Funds #1		2010				#DIV/0!
				2011				#DIV/0!
Source of Funds #2			2012				#DIV/0!	
			2013				#DIV/0!	
Source of Funds #3			2014				#DIV/0!	
MULTI-YEAR GOAL					0	#DIV/0!		



Summary of Specific Annual Objectives

Specific Obj. #	Outcome/Objective Specific Annual Objectives	Sources of Funds	Performance Indicators	Year	Expected Number	Actual Number	Percent Completed	
SL-1 Availability/Accessibility of Suitable Living Environment								
SL-1 (19C)	Improve the quality or increase quantity of neighborhood/public facilities for lower income persons	CDBG	Benefit LM organizations through BC Minority Coalition Org. Capacity Building in Aliquippa, Beaver Falls and Midland CD105504	2010	3		0%	
				2011	3		0%	
		Source of Funds #2		2012	3		0%	
				2013	3		0%	
		Source of Funds #3		2014	3		0%	
		MULTI-YEAR GOAL				15	0	0%
			CDBG		2010			#DIV/0!
					2011			#DIV/0!
			Source of Funds #2		2012			#DIV/0!
				2013			#DIV/0!	
		Source of Funds #3		2014			#DIV/0!	
	MULTI-YEAR GOAL					0	#DIV/0!	
	through Non-Profit Ogranizational Capacity Building (Matrix Code 19C)	Source of Funds #1		2010			#DIV/0!	
				2011			#DIV/0!	
		Source of Funds #2		2012			#DIV/0!	
				2013			#DIV/0!	
		Source of Funds #3		2014			#DIV/0!	
		MULTI-YEAR GOAL					0	#DIV/0!



Summary of Specific Annual Objectives

Specific Obj. #	Outcome/Objective Specific Annual Objectives	Sources of Funds	Performance Indicators	Year	Expected Number	Actual Number	Percent Completed	
SL-2 AvailabAffordability of Suitable Living Environment								
SL-2 (1)	Specific Objective	Source of Funds #1	Performance Indicator #1	2010			#DIV/0!	
				2011			#DIV/0!	
				2012			#DIV/0!	
		Source of Funds #2		2013			#DIV/0!	
				Source of Funds #3	2014			#DIV/0!
					MULTI-YEAR GOAL			0
		Source of Funds #1		Performance Indicator #2	2010			#DIV/0!
					2011			#DIV/0!
					2012			#DIV/0!
	Source of Funds #2	2013				#DIV/0!		
		Source of Funds #3	2014				#DIV/0!	
			MULTI-YEAR GOAL			0	#DIV/0!	
	Specific Annual Objective	Source of Funds #1	Performance Indicator #3		2010			#DIV/0!
					2011			#DIV/0!
					2012			#DIV/0!
		Source of Funds #2		2013			#DIV/0!	
				Source of Funds #3	2014			#DIV/0!
					MULTI-YEAR GOAL			0



Summary of Specific Annual Objectives

Specific Obj. #	Outcome/Objective Specific Annual Objectives	Sources of Funds	Performance Indicators	Year	Expected Number	Actual Number	Percent Completed	
SL-3 Sustainability of Suitable Living Environment								
SL-3 (03)	Improve the quality or increase quantity of public improvements for lower income persons	CDBG	Benefit LM people through Midland Heights Gasline project CD103504	2010	408		0%	
				2011	0		#DIV/0!	
		Source of Funds #2		2012	0		#DIV/0!	
				2013	0		#DIV/0!	
		Source of Funds #3		2014	0		#DIV/0!	
		MULTI-YEAR GOAL				408	0	0%
		Source of Funds #1	Performance Indicator #2	2010			#DIV/0!	
				2011			#DIV/0!	
		Source of Funds #2		2012			#DIV/0!	
		2013				#DIV/0!		
	through general public improvements (Matrix Code 03)	Source of Funds #3		2014		#DIV/0!		
	MULTI-YEAR GOAL					0	#DIV/0!	
		Source of Funds #1	Performance Indicator #3	2010			#DIV/0!	
				2011			#DIV/0!	
	Source of Funds #2	2012				#DIV/0!		
		2013				#DIV/0!		
	Source of Funds #3	2014				#DIV/0!		
	MULTI-YEAR GOAL					0	#DIV/0!	



Summary of Specific Annual Objectives

Specific Obj. #	Outcome/Objective Specific Annual Objectives	Sources of Funds	Performance Indicators	Year	Expected Number	Actual Number	Percent Completed	
SL-3 Sustainability of Suitable Living Environment								
SL-3 (03J)	Improve the quality or increase quantity of public improvements for lower income persons	CDBG	benefit LM people through Aliquippa MA Sheffield Terrace Tank Rehab CD100100	2010	11689		0%	
				2011	0		#DIV/0!	
		Source of Funds #2		2012	0		#DIV/0!	
				2013	0		#DIV/0!	
		Source of Funds #3		2014	0		#DIV/0!	
		MULTI-YEAR GOAL				11689	0	0%
		Source of Funds #1	Benefit LM people through Midland Combined Sewers Program CD103501	2010	3116		0%	
				2011	0		#DIV/0!	
		Source of Funds #2		2012	0		#DIV/0!	
				2013	0		#DIV/0!	
	through water/sewer improvements (Matrix Code 03J)	Source of Funds #3		2014	0		#DIV/0!	
		MULTI-YEAR GOAL				3116	0	0%
		Source of Funds #1		2010			#DIV/0!	
			2011			#DIV/0!		
Source of Funds #2		2012			#DIV/0!			
	2013			#DIV/0!				
Source of Funds #3		2014			#DIV/0!			
MULTI-YEAR GOAL					0	#DIV/0!		



Summary of Specific Annual Objectives

Specific Obj. #	Outcome/Objective Specific Annual Objectives	Sources of Funds	Performance Indicators	Year	Expected Number	Actual Number	Percent Completed	
SL-3 Sustainability of Suitable Living Environment								
SL-3 (03K)	Improve the quality or increase quantity of public improvements for lower income persons	CDBG	Benefit LM people through Ambridge Elm Road Improvements CD100200	2010	80		0%	
				2011	0		#DIV/0!	
		Source of Funds #2		2012	0		#DIV/0!	
				2013	0		#DIV/0!	
		Source of Funds #3		2014	0		#DIV/0!	
		MULTI-YEAR GOAL				80	0	0%
		Source of Funds #1	Benefit LM people through Beaver Falls Paving 100500	2010	8760		0%	
				2011	8760		0%	
		Source of Funds #2		2012	8760		0%	
		2013		8760		0%		
	Source of Funds #3	2014		8760		0%		
	MULTI-YEAR GOAL				43800	0	0%	
	through street improvements (Matrix Code 03K)	Source of Funds #1	Benefit LM People through repavement of 7th St CD102200	2010	6		0%	
				2011	0		#DIV/0!	
		Source of Funds #2		2012	0		#DIV/0!	
				2013	0		#DIV/0!	
		Source of Funds #3		2014	0		#DIV/0!	
		MULTI-YEAR GOAL				6	0	0%



Summary of Specific Annual Objectives

Specific Obj. #	Outcome/Objective Specific Annual Objectives	Sources of Funds	Performance Indicators	Year	Expected Number	Actual Number	Percent Completed	
SL-3 Sustainability of Suitable Living Environment								
SL-3 (03K-)	Improve the quality or increase quantity of public improvements for lower income persons	CDBG	Benefit LM people through paving Highview Ave in Harmony CD102700	2010	19		0%	
				2011	0		#DIV/0!	
		Source of Funds #2		2012	0		#DIV/0!	
				2013	0		#DIV/0!	
		Source of Funds #3		2014	0		#DIV/0!	
		MULTI-YEAR GOAL				19	0	0%
		Source of Funds #1	Benefit LM people through Midland Road Program CD103500	2010	3116		0%	
				2011	3116		0%	
		Source of Funds #2		2012	3116		0%	
		2013		3116		0%		
	Source of Funds #3	2014		3116		0%		
	MULTI-YEAR GOAL				15580	0	0%	
	through street improvements (Matrix Code 03K)	Benefit LM people through paving Roch Irvin Ave CD104700	Source of Funds #1	2010	2046		0%	
				2011	0		#DIV/0!	
			Source of Funds #2	2012	0		#DIV/0!	
				2013	0		#DIV/0!	
			Source of Funds #3	2014	0		#DIV/0!	
		MULTI-YEAR GOAL				2046	0	0%



Summary of Specific Annual Objectives

Specific Obj. #	Outcome/Objective Specific Annual Objectives	Sources of Funds	Performance Indicators	Year	Expected Number	Actual Number	Percent Completed	
SL-3 Sustainability of Suitable Living Environment								
SL-3 (03K-)	Improve the quality or increase quantity of public improvements for lower income persons	CDBG	Benefit LM people through South Heights Uptown Paving CD105100	2010	543		0%	
		Source of Funds #2		2011	0		#DIV/0!	
		Source of Funds #3		2012	0		#DIV/0!	
				2013	0		#DIV/0!	
				2014	0		#DIV/0!	
		MULTI-YEAR GOAL				543	0	0%
		through street improvements (Matrix Code 03K)	Source of Funds #1		2010			#DIV/0!
			Source of Funds #2		2011			#DIV/0!
			Source of Funds #3		2012			#DIV/0!
					2013			#DIV/0!
	MULTI-YEAR GOAL					0	#DIV/0!	
		Source of Funds #1		2010			#DIV/0!	
		Source of Funds #2		2011			#DIV/0!	
				2012			#DIV/0!	
Source of Funds #3		2013				#DIV/0!		
		2014				#DIV/0!		
MULTI-YEAR GOAL					0	#DIV/0!		



Summary of Specific Annual Objectives

Specific Obj. #	Outcome/Objective Specific Annual Objectives	Sources of Funds	Performance Indicators	Year	Expected Number	Actual Number	Percent Completed	
SL-3 Sustainability of Suitable Living Environment								
SL-3 (03L)	Improve the quality or increase quantity of public improvements for lower income persons	CDBG	benefit LM people through replacement of NB Townsend Park Sidewalks CD103700	2010	6480		0%	
				2011	0		#DIV/0!	
		Source of Funds #2		2012	0		#DIV/0!	
				2013	0		#DIV/0!	
		Source of Funds #3		2014	0		#DIV/0!	
		MULTI-YEAR GOAL				6480	0	0%
		Source of Funds #1	benefit low income persons through Countywide Streetscape Improvements CD105517	2010	54746		0%	
				2011	54746		0%	
		Source of Funds #2		2012	54746		0%	
				2013	54746		0%	
	Source of Funds #3	2014		54746		0%		
	MULTI-YEAR GOAL				273730	0	0%	
	through sidewalk improvements (Matrix Code 03L)	Source of Funds #1		2010			#DIV/0!	
				2011			#DIV/0!	
Source of Funds #2			2012			#DIV/0!		
			2013			#DIV/0!		
Source of Funds #3			2014			#DIV/0!		
MULTI-YEAR GOAL					0	#DIV/0!		



Summary of Specific Annual Objectives

Specific Obj. #	Outcome/Objective Specific Annual Objectives	Sources of Funds	Performance Indicators	Year	Expected Number	Actual Number	Percent Completed	
SL-3 Sustainability of Suitable Living Environment								
SL-3 (04)	Improve the quality or increase quantity of public improvements for lower income persons	CDBG	Elimination of S&B by clearance of blighted structures -Aliquippa Demolitions CD100101	2010	25		0%	
				2011	25		0%	
		Source of Funds #2		2012	25		0%	
				2013	25		0%	
		Source of Funds #3		2014	25		0%	
		MULTI-YEAR GOAL				125	0	0%
		Source of Funds #1	Elimination of slums and blight through Countywide Demolition CD105518	2010	10		0%	
				2011	10		0%	
		Source of Funds #2		2012	10		0%	
				2013	10		0%	
	Source of Funds #3	2014		10		0%		
	MULTI-YEAR GOAL				50	0	0%	
	through clearance activities (Matrix Code 04)	Source of Funds #1		2010			#DIV/0!	
				2011			#DIV/0!	
		Source of Funds #2		2012			#DIV/0!	
			2013			#DIV/0!		
Source of Funds #3			2014			#DIV/0!		
MULTI-YEAR GOAL					0	#DIV/0!		



Summary of Specific Annual Objectives

Specific Obj. #	Outcome/Objective Specific Annual Objectives	Sources of Funds	Performance Indicators	Year	Expected Number	Actual Number	Percent Completed	
SL-3 Sustainability of Suitable Living Environment								
SL-3 (16B)	Improve the quality or increase quantity of neighborhood facilities/public for lower income persons	CDBG	BF Jones Library Window Preservation CD100103	2010	11568		0%	
				2011	0		#DIV/0!	
		Source of Funds #2		2012	0		#DIV/0!	
				2013	0		#DIV/0!	
		Source of Funds #3		2014	0		#DIV/0!	
		MULTI-YEAR GOAL				11568	0	0%
		Source of Funds #1	Performance Indicator #2	2010			#DIV/0!	
				2011			#DIV/0!	
		Source of Funds #2		2012			#DIV/0!	
		2013				#DIV/0!		
	through non-residential historic preservation (Matrix Code 16B)	Source of Funds #3		2014		#DIV/0!		
	MULTI-YEAR GOAL					0	#DIV/0!	
		Source of Funds #1	Performance Indicator #3	2010			#DIV/0!	
				2011			#DIV/0!	
		Source of Funds #2		2012			#DIV/0!	
				2013			#DIV/0!	
		Source of Funds #3		2014			#DIV/0!	
	MULTI-YEAR GOAL					0	#DIV/0!	



Summary of Specific Annual Objectives

Specific Obj. #	Outcome/Objective Specific Annual Objectives	Sources of Funds	Performance Indicators	Year	Expected Number	Actual Number	Percent Completed		
SL-3 Sustainability of Suitable Living Environment									
SL-3 (19F)	Improve the quality or increase quantity of public improvements for lower income persons	CDBG	Funds expended on Section 108 Loan Repay Streetscape CD105513	2010	620,504		0%		
				2011	620,504		0%		
		Source of Funds #2		2012	620,504		0%		
				2013	620,504		0%		
		Source of Funds #3		2014	620,504		0%		
		MULTI-YEAR GOAL				#####	0	0%	
		Source of Funds #1		2010			#DIV/0!		
				2011			#DIV/0!		
		Source of Funds #2		2012			#DIV/0!		
	through Section 108 loan repayment (Matrix Code 19F)		2013		#DIV/0!				
		Source of Funds #3	2014		#DIV/0!				
		MULTI-YEAR GOAL					0	#DIV/0!	
		Source of Funds #1	2010			#DIV/0!			
			2011			#DIV/0!			
		Source of Funds #2	2012			#DIV/0!			
			2013			#DIV/0!			
		Source of Funds #3	2014			#DIV/0!			
		MULTI-YEAR GOAL					0	#DIV/0!	



Summary of Specific Annual Objectives

Specific Obj. #	Outcome/Objective Specific Annual Objectives	Sources of Funds	Performance Indicators	Year	Expected Number	Actual Number	Percent Completed	
EO-1 Availability/Accessibility of Economic Opportunity								
EO-1	Improve Economic Opportunities for Low Income Persons	CDBG	Benefit LM people through admin for the Starting Gate OVR New Hire Program CD105508	2010	20		0%	
				2011	20		0%	
		Source of Funds #2		2012	20		0%	
				2013	20		0%	
		Source of Funds #3		2014	20		0%	
		MULTI-YEAR GOAL				100	0	0%
		Source of Funds #1	Performance Indicator #2	2010			#DIV/0!	
				2011			#DIV/0!	
		Source of Funds #2		2012			#DIV/0!	
				2013			#DIV/0!	
	Through Employment Training Matrix Code 05H)	Source of Funds #3	2014			#DIV/0!		
	MULTI-YEAR GOAL					0	#DIV/0!	
	Source of Funds #1	Performance Indicator #3	2010			#DIV/0!		
			2011			#DIV/0!		
	Source of Funds #2		2012			#DIV/0!		
			2013			#DIV/0!		
	Source of Funds #3		2014			#DIV/0!		
	MULTI-YEAR GOAL					0	#DIV/0!	



Summary of Specific Annual Objectives

Specific Obj. #	Outcome/Objective Specific Annual Objectives	Sources of Funds	Performance Indicators	Year	Expected Number	Actual Number	Percent Completed	
EO-1 Availability/Accessibility of Economic Opportunity								
EO-1	Improve Economic Opportunities for Low Income Persons	CDBG	Benefit LM businesses through Starting Gate Low Income Tech Assistance program CD105507	2010	40		0%	
				2011	40		0%	
		Source of Funds #2		2012	40		0%	
				2013	40		0%	
		Source of Funds #3		2014	40		0%	
		MULTI-YEAR GOAL				200	0	0%
		CDBG	Benefit LM businesses through Job Training, Entrepneuership Ed CD105511	2010	55		0%	
				2011	55		0%	
		Source of Funds #2		2012	55		0%	
				2013	55		0%	
	Source of Funds #3	2014		55		0%		
	MULTI-YEAR GOAL				275	0	0%	
	Through Micro-Enterprise Assistance (Matrix Code 18C)	Source of Funds #1	Performance Indicator #3	2010			#DIV/0!	
				2011			#DIV/0!	
		Source of Funds #2		2012			#DIV/0!	
				2013			#DIV/0!	
Source of Funds #3		2014				#DIV/0!		
MULTI-YEAR GOAL					0	#DIV/0!		



Summary of Specific Annual Objectives

Specific Obj. #	Outcome/Objective Specific Annual Objectives	Sources of Funds	Performance Indicators	Year	Expected Number	Actual Number	Percent Completed		
EO-2 Affordability of Economic Opportunity									
EO-2 (1)	Specific Objective	Source of Funds #1	Performance Indicator #1	2010			#DIV/0!		
				2011			#DIV/0!		
				2012			#DIV/0!		
				2013			#DIV/0!		
				2014			#DIV/0!		
		MULTI-YEAR GOAL						0	#DIV/0!
		Source of Funds #2	Performance Indicator #2	2010			#DIV/0!		
				2011			#DIV/0!		
				2012			#DIV/0!		
				2013			#DIV/0!		
	2014					#DIV/0!			
	MULTI-YEAR GOAL						0	#DIV/0!	
	Specific Annual Objective	Source of Funds #3	Performance Indicator #3	2010			#DIV/0!		
				2011			#DIV/0!		
				2012			#DIV/0!		
				2013			#DIV/0!		
				2014			#DIV/0!		
		MULTI-YEAR GOAL						0	#DIV/0!



Summary of Specific Annual Objectives

Specific Obj. #	Outcome/Objective Specific Annual Objectives	Sources of Funds	Performance Indicators	Year	Expected Number	Actual Number	Percent Completed	
EO-3 Sustainability of Economic Opportunity								
EO-3	Improve Economic Opportunities for Low Income Persons	CDBG	Assist businesses through the façade rehabilitation program CD105503	2010	30		0%	
				2011	30		0%	
		Source of Funds #2		2012	30		0%	
				2013	30		0%	
		Source of Funds #3		2014	30		0%	
		MULTI-YEAR GOAL				150	0	0%
		Source of Funds #1	Performance Indicator #2	2010			#DIV/0!	
				2011			#DIV/0!	
		Source of Funds #2		2012			#DIV/0!	
				2013			#DIV/0!	
	Source of Funds #3	2014				#DIV/0!		
	MULTI-YEAR GOAL					0	#DIV/0!	
	Through Rehabilitation of Public or Privately Owned Commercial/Industrial Buildings (Matrix Code 14E)	Source of Funds #1	Performance Indicator #3	2010			#DIV/0!	
				2011			#DIV/0!	
Source of Funds #2		2012				#DIV/0!		
		2013				#DIV/0!		
Source of Funds #3		2014				#DIV/0!		
MULTI-YEAR GOAL					0	#DIV/0!		



Summary of Specific Annual Objectives

Specific Obj. #	Outcome/Objective Specific Annual Objectives	Sources of Funds	Performance Indicators	Year	Expected Number	Actual Number	Percent Completed	
EO-3 Sustainability of Economic Opportunity								
EO-3	Improve Economic Opportunities for Low Income Persons	CDBG	Assist 10 organizations through the Main Street Network CD105515	2010	10		0%	
				2011	10		0%	
		Source of Funds #2		2012	10		0%	
				2013	10		0%	
		Source of Funds #3		2014	10		0%	
		MULTI-YEAR GOAL				50	0	0%
		Source of Funds #1	Performance Indicator #2	2010			#DIV/0!	
				2011			#DIV/0!	
		Source of Funds #2		2012			#DIV/0!	
		2013				#DIV/0!		
	Source of Funds #3	2014				#DIV/0!		
	MULTI-YEAR GOAL					0	#DIV/0!	
	Through Non-profit Organizational Capacity Building (Matrix Code 19C)	Source of Funds #1	Performance Indicator #3	2010			#DIV/0!	
				2011			#DIV/0!	
		Source of Funds #2		2012			#DIV/0!	
				2013			#DIV/0!	
		Source of Funds #3		2014			#DIV/0!	
		MULTI-YEAR GOAL					0	#DIV/0!



Summary of Specific Annual Objectives

Specific Obj. #	Outcome/Objective Specific Annual Objectives	Sources of Funds	Performance Indicators	Year	Expected Number	Actual Number	Percent Completed	
NR-1 Neighborhood Revitalization								
NR-1 (1)	Specific Objective	Source of Funds #1	Performance Indicator #1	2010			#DIV/0!	
				2011			#DIV/0!	
		Source of Funds #2		2012			#DIV/0!	
				2013			#DIV/0!	
		Source of Funds #3		2014			#DIV/0!	
		MULTI-YEAR GOAL					0	#DIV/0!
		Source of Funds #1	Performance Indicator #2	2010			#DIV/0!	
		2011				#DIV/0!		
	Source of Funds #2	2012				#DIV/0!		
		2013				#DIV/0!		
	Source of Funds #3	2014				#DIV/0!		
	MULTI-YEAR GOAL					0	#DIV/0!	
	Specific Annual Objective	Source of Funds #1	Performance Indicator #3	2010			#DIV/0!	
				2011			#DIV/0!	
Source of Funds #2		2012				#DIV/0!		
		2013				#DIV/0!		
Source of Funds #3		2014				#DIV/0!		
MULTI-YEAR GOAL					0	#DIV/0!		



Summary of Specific Annual Objectives

Specific Obj. #	Outcome/Objective Specific Annual Objectives	Sources of Funds	Performance Indicators	Year	Expected Number	Actual Number	Percent Completed	
O-1 Other								
O-1 (20)	To benefit the citizens of Beaver County	CDBG	BC Agricultural Land Pres Board ARC GIS CD105506	2010	1		0%	
				2011	0		#DIV/0!	
		Source of Funds #2		2012	0		#DIV/0!	
				2013	0		#DIV/0!	
		Source of Funds #3		2014	0		#DIV/0!	
		MULTI-YEAR GOAL				1	0	0%
		CDBG	Potter Twp Act 537 Sewage Plan CD104400	2010	1		0%	
				2011	0		#DIV/0!	
		Source of Funds #2		2012	0		#DIV/0!	
				2013	0		#DIV/0!	
		Source of Funds #3		2014	0		#DIV/0!	
		MULTI-YEAR GOAL				1	0	0%
	through planning activities and studies (Matrix Code 20)	CDBG	Roch Twp Traffic Study CD104800	2010	1		0%	
				2011	0		#DIV/0!	
		Source of Funds #2		2012	0		#DIV/0!	
				2013	0		#DIV/0!	
		Source of Funds #3		2014	0		#DIV/0!	
		MULTI-YEAR GOAL				1	0	0%



Summary of Specific Annual Objectives

Specific Obj. #	Outcome/Objective Specific Annual Objectives	Sources of Funds	Performance Indicators	Year	Expected Number	Actual Number	Percent Completed		
O-1 Other									
O-1 (21D)	To promote fair housing	CDBG	through Beaver County Fair Housing program CD105514	2010	1		0%		
				2011	0		#DIV/0!		
		Source of Funds #2		2012	0		#DIV/0!		
				2013	0		#DIV/0!		
		Source of Funds #3		2014	0		#DIV/0!		
		MULTI-YEAR GOAL				1	0	0%	
		Source of Funds #1			2010			#DIV/0!	
					2011			#DIV/0!	
		Source of Funds #2			2012			#DIV/0!	
					2013			#DIV/0!	
	through fair housing activities (Matrix Code 21D)	Source of Funds #3		2014			#DIV/0!		
		MULTI-YEAR GOAL					0	#DIV/0!	
		Source of Funds #1		2010			#DIV/0!		
				2011			#DIV/0!		
		Source of Funds #2		2012			#DIV/0!		
				2013			#DIV/0!		
		Source of Funds #3		2014			#DIV/0!		
		MULTI-YEAR GOAL					0	#DIV/0!	

Housing Needs Table		Grantee:															Households with a Disabled Member	Disproportionate Racial/Ethnic Need?	# of Households in lead-Hazard Housing	Total Low Income HIV/AIDS Population						
		Only complete blue sections. Do NOT type in sections other than blue.																								
		Current % of Households	Current Number of Households	3-5 Year Quantities												% of Goal					Priority Need?	Plan to Fund?	Fund Source			
Year 1				Year 2		Year 3		Year 4*		Year 5*		Multi-Year														
		Goal	Actual	Goal	Actual	Goal	Actual	Goal	Actual	Goal	Actual	Goal	Actual	Goal	Actual				% HSHLD	# HSHLD						
Household Income <=30% MFI	Renter	Elderly	NUMBER OF HOUSEHOLDS	100%	1175														100%	945	Y	1731	100			
			Any housing problems	68.5	805	10		10		10		10				0	####	H	Y	C	72.0	680				
			Cost Burden > 30%	26.2	308	6		6		6		6				0	####	H	Y	C						
			Cost Burden >50%	25.1	295	4		4		4		4				0	####	H	Y	C						
	Renter	Small Related	NUMBER OF HOUSEHOLDS	100%	666																	Y				
			With Any Housing Problems	27.9	186	20		20		20		20				0	####	H	Y	C						
			Cost Burden > 30%	23.0	153	10		10		10		10				0	####	H	Y	C						
			Cost Burden >50%	48.9	326	10		10		10		10				0	####	H	Y	C						
	Renter	Large Related	NUMBER OF HOUSEHOLDS	100%	87																	Y				
			With Any Housing Problems	47.2	41	0		0		0		1				0	####	M	N							
			Cost Burden > 30%	23.0	20	0		0		0		1				0	####	M	N							
			Cost Burden >50%	48.9	43	0		0		0		1				0	####	M	N							
	Renter	All other hshld	NUMBER OF HOUSEHOLDS	100%	781																	Y				
			With Any Housing Problems	44.1	344	60		60		60		60				0	####	H	Y	H						
			Cost Burden > 30%	23.0	180	5		5		5		5				0	####	H	Y	H						
			Cost Burden >50%	48.9	382	5		5		5		5				0	####	H	Y	H						
	Owner	Elderly	NUMBER OF HOUSEHOLDS	100%	2215																					
			With Any Housing Problems	80.1	1774	20		20		20		20				0	####	H	Y	C						
			Cost Burden > 30%	39.8	882	10		10		10		10				0	####	H	Y	C						
			Cost Burden >50%	41.2	913	10		10		10		10				0	####	H	Y	C						
Small Related		NUMBER OF HOUSEHOLDS	100%	1188																		N				
		With Any Housing Problems	18.8	223	20		20		20		20				0	####	H	Y	C							
		Cost Burden > 30%	26.0	309	10		10		10		10				0	####	H	Y	C							
related		NUMBER OF HOUSEHOLDS	100%	148																		N				
		With Any Housing Problems	31.9	47	2		2		2		2				0	####	L	Y	C							

All other household Large F	Cost Burden > 30%	22.9	92	1	1	1	1	1	1	0	####	L	Y	C					
	Cost Burden > 50%	7.0	28	1	1	1	1	1	1	0	####	L	Y	C					
	NUMBER OF HOUSEHOLDS	100%	1269															N	
	With Any Housing Problems	34.6	439	10	10	10	10	10	10	0	####	M	Y	C					
	Cost Burden > 30%	22.9	291	5	5	5	5	5	5	0	####	M	Y	C					
	Cost Burden > 50%	7.0	89	5	5	5	5	5	5	0	####	M	Y	C					
Total Any Housing Problem			270	0	270	0	270	0	270	0	273	0	0	0		Total Disabled	1120		
Total 215 Renter			10		10		10		10		10			0		Tot. Elderly	6193	Total Lead Hazard	6819
Total 215 Owner			3		3		3		3		3			0		Tot. Sm. Related	5615	Total Renters	7266
Total 215			13	0	13	0	13	0	13	0	13	0	0	0		Tot. Lg. Related	855	Total Owners	20545

Continuum of Care Homeless Population and Subpopulations Chart

Part 1: Homeless Population	Sheltered		Un-sheltered	Total	Jurisdiction Data Quality
	Emergency	Transitional			
1. Homeless Individuals	12	73	8	93	
2. Homeless Families with Children	13	9	1	23	
2a. Persons in Homeless with Children Families	41	28	3	72	
Total (lines 1 + 2a)	53	101	11	165	

Part 2: Homeless Subpopulations	Sheltered		Un-sheltered	Total	Data Quality
	Emergency	Transitional			
1. Chronically Homeless		8	0	8	
2. Severely Mentally Ill		63	0	63	
3. Chronic Substance Abuse		44	0	44	
4. Veterans		2	0	2	
5. Persons with HIV/AIDS		1	0	1	
6. Victims of Domestic Violence		28	0	28	
7. Youth (Under 18 years of age)		0	0	0	

Part 3: Homeless Needs Table: Individuals		Needs	Currently Available	Gap	5-Year Quantities										Total			Priority H, M, L	Plan to Fund? Y, N	Fund Source: CDBG, HOME, HOPWA, ESG of Other
					Year 1		Year 2		Year 3		Year 4		Year 5		Goal	Actual	% of Goal			
					Goal	Complete	Goal	Complete	Goal	Complete	Goal	Complete	Goal	Complete						
Beds	Emergency Shelters	20	12	8	8		6		2		2		2		20	0	0%	H	Y	Other
	Transitional Housing	73	73	0	10		6		4		4		4		28	0	0%	H	N	
	Permanent Supportive Housing	163	89	74	15		18		18		12		12		75	0	0%	H	Y	HUD
	Total	256	174	82	8	0	6	0	2	0	2	0	2	0	20	0	0%			
Chronically Homeless		8	7																	

Part 4: Homeless Needs Table: Families		Needs	Currently Available	Gap	5-Year Quantities										Total			Priority H, M, L	Plan to Fund? Y/N	Fund Source: CDBG, HOME, HOPWA, ESG or Other
					Year 1		Year 2		Year 3		Year 4		Year 5		Goal	Actual	% of Goal			
					Goal	Complete	Goal	Complete	Goal	Complete	Goal	Complete	Goal	Complete						
Beds	Emergency Shelters	44	43	1	6		6		6		6		6		30	0	0%	H	Y	other
	Transitional Housing	28	29	-1	8		8		6		6		6		34	0	0%	H	N	
	Permanent Supportive Housing	96	39	57	6		6		6		6		6		30	0	0%	H	Y	HUD
	Total	168	111	57	20	0	20	18	0	0	18	0	18	0	76	18	24%			

Completing Part 1: Homeless Population. This must be completed using statistically reliable, unduplicated counts or estimates of homeless persons in sheltered and unsheltered locations at a one-day point in time. The counts must be from: (A) administrative records, (N) enumerations, (S) statistically reliable samples, or (E) estimates. The quality of the data presented in each box must be identified as: (A), (N), (S) or (E).

Completing Part 2: Homeless Subpopulations. This must be completed using statistically reliable, unduplicated counts or estimates of homeless persons in sheltered and unsheltered locations at a one-day point in time. The numbers must be from: (A) administrative records, (N) enumerations, (S) statistically reliable samples, or (E) estimates. The quality of the data presented in each box must be identified as: (A), (N), (S) or (E).

Sheltered Homeless. Count adults, children and youth residing in shelters for the homeless. "Shelters" include all emergency shelters and transitional shelters for the homeless, including domestic violence shelters, residential programs for runaway/homeless youth, and any hotel/motel/apartment voucher arrangements paid by a public/private agency because the person or family is homeless. Do not count: (1) persons who are living doubled up in conventional housing; (2) formerly homeless persons who are residing in Section 8 SRO, Shelter Plus Care, SHP permanent housing or other permanent housing units; (3) children or youth, who because of their own or a parent's homelessness or abandonment, now reside temporarily and for a short anticipated duration in hospitals, residential treatment facilities, emergency foster care, detention facilities and the like; and (4) adults living in mental health facilities, chemical dependency facilities, or criminal justice facilities.

Unsheltered Homeless. Count adults, children and youth sleeping in places not meant for human habitation. Places not meant for human habitation include streets, parks, alleys, parking ramps, parts of the highway system, transportation depots and other parts of transportation systems (e.g. subway tunnels, railroad car), all-night commercial establishments (e.g. movie theaters, laundromats, restaurants), abandoned buildings, building roofs or stairwells, chicken coops and other farm outbuildings, caves, campgrounds, vehicles, and other similar places.

Grantee Name: Jurisdiction																				
Non-Homeless Special Needs Including HOPWA	Needs	Currently Available	GAP	3-5 Year Quantities										Total			Priority Need: H, M, L	Plan to Fund? Y N	Fund Source: CDBG, HC	
				Year 1		Year 2		Year 3		Year 4*		Year 5*		Goal	Actual	% of Goal				
				Goal	Complete	Goal	Complete	Goal	Complete	Goal	Complete	Goal	Complete							
Housing Needed	52. Elderly	5760	927	4833	24	0	24	0	24	0	24	0	24	0	120	0	0%	H	Y	HC
	53. Frail Elderly	433	125	308	24	0	24	0	24	0	24	0	24	0	120	0	0%	H	Y	HCC
	54. Persons w/ Severe Mental Illness	305	135	170	10	0	10	0	10	0	10	0	10	0	50	0	0%	H	Y	H
	55. Developmentally Disabled	125	113	12	12	0	12	0	12	0	12	0	12	0	60	0	0%	L	N	
	56. Physically Disabled	1120	94	1026	11	0	11	0	11	0	11	0	11	0	55	0	0%	L	Y	H
	57. Alcohol/Other Drug Addicted	286	220	66	0	0	0	0	0	0	0	0	0	0	0	0	####	M	N	
	58. Persons w/ HIV/AIDS & their families	100	0	100	0	0	0	0	0	0	0	0	0	0	0	0	####	L	N	
	59. Public Housing Residents	484	59	425	58	0	58	0	58	0	58	0	58	0	290	0	0%	H	N	
	Total	8613	1673	6940	139	0	139	0	139	0	139	0	139	0	695	0	0%			
Supportive Services Needed	60. Elderly	403	245	158	24	0	24	0	24	0	24	0	24	0	120	0	0%	H	Y	HC
	61. Frail Elderly	433	125	308	24	0	24	0	24	0	24	0	24	0	120	0	0%	H	Y	HCC
	62. Persons w/ Severe Mental Illness	400	230	170	10	0	10	0	10	0	10	0	10	0	50	0	0%	H	Y	H
	63. Developmentally Disabled	125	113	12	12	0	12	0	12	0	12	0	12	0	60	0	0%	L	N	
	64. Physically Disabled	125	125	0	0	0	0	0	0	0	0	0	0	0	0	0	####	L	Y	H
	65. Alcohol/Other Drug Addicted	286	256	30	0	0	0	0	0	0	0	0	0	0	0	0	####	M	N	
	66. Persons w/ HIV/AIDS & their families	100	30	70	0	0	0	0	0	0	0	0	0	0	0	0	####	L	N	
	67. Public Housing Residents	250	130	120	58	0		0	31	0		0	31	0	120	0	0%	H	N	
	Total	2122	1254	868	128	0	70	0	101	0	70	0	101	0	470	0	0%			

Jurisdiction

Only complete blue sections.

Housing and Community Development Activities	Needs	Current	Gap	5-Year Quantities												% of Goal	Priority Need: H, M, L	Dollars to Address	Plan to Fund? Y/N	Fund Source	
				Year 1		Year 2		Year 3		Year 4		Year 5		Cumulative							
				Goal	Actual	Goal	Actual	Goal	Actual	Goal	Actual	Goal	Actual	Goal	Actual						
01 Acquisition of Real Property 570.201(a)	0	0	0												0	0	####	M		Y	C
02 Disposition 570.201(b)	0	0	0												0	0	####	L		N	
Public Facilities and Improvements																					
03 Public Facilities and Improvements (General) 570.201(c)	3	0	3	1		1		0		1		0		3	0	0%	H	150	Y	C	
03A Senior Centers 570.201(c)	0	0	0											0	0	####	M		N		
03B Handicapped Centers 570.201(c)	2	0	2	1		0		0		0		1		2	0	0%	H	100	Y	C	
03C Homeless Facilities (not operating costs) 570.201(c)	0	0	0											0	0	####	L		N		
03D Youth Centers 570.201(c)	1	0	1	0		0		0		1		0		1	0	0%	M	50	Y	C	
03E Neighborhood Facilities 570.201(c)	10	0	10	3		2		0		2		3		10	0	0%	H	500	Y	C	
03F Parks, Recreational Facilities 570.201(c)	5	0	5	3		0		1		1		0		5	0	0%	H	250	Y	C	
03G Parking Facilities 570.201(c)	2	0	2	0		1		0		1		0		2	0	0%	M	100	Y	C	
03H Solid Waste Disposal Improvements 570.201(c)	0	0	0											0	0	####	L		N		
03I Flood Drain Improvements 570.201(c)	0	0	0											0	0	####	M		N		
03J Water/Sewer Improvements 570.201(c)	9	0	9	5		1		1		1		1		9	0	0%	H	450	Y	C	
03K Street Improvements 570.201(c)	35	0	35	8		6		7		7		7		35	0	0%	H	1750	Y	C	
03L Sidewalks 570.201(c)	15	0	15	3		3		3		3		3		15	0	0%	H	750	Y	C	
03M Child Care Centers 570.201(c)	0	0	0											0	0	####	L		N		
03N Tree Planting 570.201(c)	0	0	0											0	0	####	L		N		
03O Fire Stations/Equipment 570.201(c)	0	0	0											0	0	####	L		N		
03P Health Facilities 570.201(c)	0	0	0											0	0	####	L		N		
03Q Abused and Neglected Children Facilities 570.201(c)	0	0	0											0	0	####	L		N		
03R Asbestos Removal 570.201(c)	0	0	0											0	0	####	L		N		
03S Facilities for AIDS Patients (not operating costs) 570.201(c)	0	0	0											0	0	####	L		N		
03T Operating Costs of Homeless/AIDS Patients Programs	0	0	0											0	0	####	L		N		
04 Clearance and Demolition 570.201(d)	10	0	10	2		2		2		2		2		10	0	0%	H	500	Y	C	
04A Clean-up of Contaminated Sites 570.201(d)																					
ic Services																					
05 Public Services (General) 570.201(e)	7	0	7	2		1		2		1		1		7	0	0%	H	350	Y	C	
05A Senior Services 570.201(e)	2	0	2	0		0		1		0		1		2	0	0%	M	100	N		
05B Handicapped Services 570.201(e)	0	0	0											0	0	####	M		N		
05C Legal Services 570.201(e)	0	0	0											0	0	####	M		N		
05D Youth Services 570.201(e)	8	0	8	1		2		2		2		1		8	0	0%	H	400	Y	C	
05E Transportation Services 570.201(e)	0	0	0											0	0	####	M		N		
05F Substance Abuse Services 570.201(e)	0	0	0											0	0	####	L		N		
05G Battered and Abused Spouses 570.201(e)	0	0	0											0	0	####	L		N		
05H Employment Training 570.201(e)	5	0	5	1		1		1		1		1		5	0	0%	H	250	Y	C	
05I Crime Awareness 570.201(e)	0	0	0											0	0	####	L		N		
05J Fair Housing Activities (if CDBG, then subject to 570.201(e))	0	0	0											0	0	####	L		N		
05K Tenant/Landlord Counseling 570.201(e)	0	0	0											0	0	####	L		N		

Publ	05L Child Care Services 570.201(e)	0	0	0						0	0	####	L		N		
	05M Health Services 570.201(e)	2	0	2	1		0		1	0	0	0%	H	100	Y	C	
	05N Abused and Neglected Children 570.201(e)	0	0	0							0	0	####	L		N	
	05O Mental Health Services 570.201(e)	0	0	0							0	0	####	L		N	
	05P Screening for Lead-Based Paint/Lead Hazard's Polson 570.201(f)	0	0	0							0	0	####	L		N	
	05Q Subistence Payments 570.204	0	0	0							0	0	####	L		N	
	05R Homeownership Assistance (not direct) 570.204	0	0	0							0	0	####	L		N	
	05S Rental Housing Subsidies (if HOME, not part of 5% 570.204	0	0	0							0	0	####	L		N	
	05T Security Deposits (if HOME, not part of 5% Admin c	0	0	0							0	0	####	L		N	
	06 Interim Assistance 570.201(f)	0	0	0							0	0	####	L		N	
	07 Urban Renewal Completion 570.201(h)	0	0	0							0	0	####	L		N	
	08 Relocation 570.201(i)	0	0	0							0	0	####	L		N	
	09 Loss of Rental Income 570.201(j)	0	0	0							0	0	####	L		N	
	10 Removal of Architectural Barriers 570.201(k)	5	0	5	2		1		1	1	0	0%	M	250	Y	C	
	11 Privately Owned Utilities 570.201(l)	0	0	0							0	0	####	L		N	
	12 Construction of Housing 570.201(m)	0	0	0							0	0	####	L		N	
	13 Direct Homeownership Assistance 570.201(n)	0	0	0							0	0	####	L		N	
	14A Rehab; Single-Unit Residential 570.202	10	0	10	2		2		2	2	2	0%	H	500	Y	C	
	14B Rehab; Multi-Unit Residential 570.202	0	0	0							0	0	####	L		N	
	14C Public Housing Modernization 570.202	0	0	0							0	0	####	L		N	
	14D Rehab; Other Publicly-Owned Residential Buildings 570.202	0	0	0							0	0	####	L		N	
14E Rehab; Publicly or Privately-Owned Commercial/Indu 570.202	50	0	50	15		8		9	9	9	0%	H	2500	Y	C		
14F Energy Efficiency Improvements 570.202	3	0	3	0		0		1	1	1	0%	M	150	N			
14G Acquisition - for Rehabilitation 570.202	0	0	0							0	0	####	L		N		
14H Rehabilitation Administration 570.202	0	0	0							0	0	####	L		N		
14I Lead-Based/Lead Hazard Test/Abate 570.202	0	0	0							0	0	####	L		N		
15 Code Enforcement 570.202(c)	0	0	0							0	0	####	L		N		
16A Residential Historic Preservation 570.202(d)	0	0	0							0	0	####	L		N		
16B Non-Residential Historic Preservation 570.202(d)	1	0	1	1		0		0	0	0	0%	H	50	Y	C		
17A CI Land Acquisition/Disposition 570.203(a)	0	0	0							0	0	####	L		N		
17B CI Infrastructure Development 570.203(a)	0	0	0							0	0	####	L		N		
17C CI Building Acquisition, Construction, Rehabilitat 570.203(a)	1	0	1	0		1		0	0	0	0%	L		N			
17D Other Commercial/Industrial Improvements 570.203(a)	0	0	0							0	0	####	L		N		
18A ED Direct Financial Assistance to For-Profits 570.203(b)	0	0	0							0	0	####	L		N		
18B ED Technical Assistance 570.203(b)	0	0	0							0	0	####	L		N		
18C Micro-Enterprise Assistance	10	0	10	2		2		2	2	2	0%	H	500	Y	C		
19A HOME Admin/Planning Costs of PJ (not part of 5% Ad	0	0	0							0	0	####	L		N		
19B HOME CHDO Operating Costs (not part of 5% Admin ca	0	0	0							0	0	####	L		N		
19C CDBG Non-profit Organization Capacity Building	10	0	10	2		2		2	2	2	0%	H	500	Y	C		
19D CDBG Assistance to Institutes of Higher Education	0	0	0							0	0	####	L		N		
19E CDBG Operation and Repair of Foreclosed Property	0	0	0							0	0	####	L		N		
19F Planned Repayment of Section 108 Loan Principal	5	0	5	1		1		1	1	1	0%	H	250	Y	C		
19G Unplanned Repayment of Section 108 Loan Principal	0	0	0							0	0	####	L		N		

	19H State CDBG Technical Assistance to Grantees	0	0	0									0	0	####	L		N	
20	Planning 570.205	15	0	15	3		3		3		3		15	0	0%	H	750	Y	C
	21A General Program Administration 570.206	5	0	5	1		1		1		1		5	0	0%	H	250	Y	C
	21B Indirect Costs 570.206	0	0	0									0	0	####	L		N	
	21D Fair Housing Activities (subject to 20% Admin cap) 570.206	5	0	5	1		1		1		1		5	0	0%	H	250	Y	C
	21E Submissions or Applications for Federal Programs 570.206	0	0	0									0	0	####	L		N	
	21F HOME Rental Subsidy Payments (subject to 5% cap)	0	0	0									0	0	####	M		N	
	21G HOME Security Deposits (subject to 5% cap)	0	0	0									0	0	####	L		N	
	21H HOME Admin/Planning Costs of PJ (subject to 5% cap)	5	0	5	1		1		1		1		5	0	0%	H	250	Y	H
	21I HOME CHDO Operating Expenses (subject to 5% cap)	5	0	5	1		1		1		1		5	0	0%	H	250	Y	H
22	Unprogrammed Funds	0	0	0									0	0	####	L		N	
HOPWA	31J Facility based housing - development	0	0	0									0	0	####	L		N	
	31K Facility based housing - operations	0	0	0									0	0	####	L		N	
	31G Short term rent mortgage utility payments	0	0	0									0	0	####	L		N	
	31F Tenant based rental assistance	0	0	0									0	0	####	L		N	
	31E Supportive service	0	0	0									0	0	####	L		N	
	31I Housing information services	0	0	0									0	0	####	L		N	
	31H Resource identification	0	0	0									0	0	####	L		N	
	31B Administration - grantee	0	0	0									0	0	####	L		N	
	31D Administration - project sponsor	0	0	0									0	0	####	L		N	
CDBG	Acquisition of existing rental units	0	0	0									0	0	####	L		N	
	Production of new rental units	0	0	0									0	0	####	L		N	
	Rehabilitation of existing rental units	0	0	0									0	0	####	L		N	
	Rental assistance	0	0	0									0	0	####	L		N	
	Acquisition of existing owner units	0	0	0									0	0	####	L		N	
	Production of new owner units	0	0	0									0	0	####	L		N	
	Rehabilitation of existing owner units	425	0	425	85		85		85		85		425	0	0%	H	10625	Y	C
Homeownership assistance	0	0	0									0	0	####	L		N		
HOME	Acquisition of existing rental units	0	0	0									0	0	####	L		N	
	Production of new rental units	50	0	50	10		10		10		10		50	0	0%	H	1250	Y	H
	Rehabilitation of existing rental units	0	0	0									0	0	####	L		N	
	Rental assistance	0	0	0									0	0	####	M		N	
	Acquisition of existing owner units	0	0	0									0	0	####	L		N	
	Production of new owner units	6	0	6									0	0	####	H	150	Y	H
	Rehabilitation of existing owner units	0	0	0									0	0	####	L		N	
Homeownership assistance	0	0	0									0	0	####	L		N		
Totals		727	0	727	158	0	139	0	141	0	143	0	140	0	721	0	####		

Project Name: Beaver Falls Paving					
Description:	IDIS Project #: UOG Code: PA429007 BEAVER COUNTY				
Pave various streets throughout city including 14th Ave from W 9th st to W 8th St. 16th Ave from city line to 7th St, 6th St from 15th Ave to 14th Ave, 15th Ave from W 9th St to 7th St, W 8th St from 18th Ave to dead end, 21st St from East Ave to 12th Ave (Mt. Washington)					
Location:	Priority Need Category				
10500, Various locations, Beaver Falls, 15010	Select one: Infrastructure ▼				
Expected Completion Date:	Explanation:				
(08/31/2012)	PFI 570.201 (c) LMA-CT Beaver Falls IDIS #				
Objective Category					
<input type="radio"/> Decent Housing					
<input checked="" type="radio"/> Suitable Living Environment					
<input type="radio"/> Economic Opportunity					
Outcome Categories	Specific Objectives				
<input type="checkbox"/> Availability/Accessibility	1 Improve quality / increase quantity of public improvements for lower income persons ▼				
<input type="checkbox"/> Affordability	2 ▼				
<input checked="" type="checkbox"/> Sustainability	3 ▼				
Project-level Accomplishments	01 People ▼	Proposed	8760	Accmpl. Type: ▼	Proposed
		Underway			Underway
		Complete			Complete
	Accmpl. Type: ▼	Proposed		Accmpl. Type: ▼	Proposed
		Underway			Underway
		Complete			Complete
	Accmpl. Type: ▼	Proposed		Accmpl. Type: ▼	Proposed
		Underway			Underway
		Complete			Complete
Proposed Outcome	Performance Measure	Actual Outcome			
SL-3(03K)	Benefit LM people through Beaver Falls Paving				
03K Street Improvements 570.201(c) ▼	Matrix Codes ▼	Matrix Codes ▼			
Matrix Codes ▼	Matrix Codes ▼	Matrix Codes ▼			
Matrix Codes ▼	Matrix Codes ▼	Matrix Codes ▼			
Program Year 1	CDBG ▼	Proposed Amt.	75,000	Fund Source: ▼	Proposed Amt.
		Actual Amount			Actual Amount
	Fund Source: ▼	Proposed Amt.		Fund Source: ▼	Proposed Amt.
		Actual Amount			Actual Amount
	Accmpl. Type: ▼	Proposed Units		Accmpl. Type: ▼	Proposed Units
		Actual Units			Actual Units
	Accmpl. Type: ▼	Proposed Units		Accmpl. Type: ▼	Proposed Units
		Actual Units			Actual Units

Program Year 2	Fund Source: ▼	Proposed Amt.		Fund Source: ▼	Proposed Amt.	
		Actual Amount			Actual Amount	
	Fund Source: ▼	Proposed Amt.		Fund Source: ▼	Proposed Amt.	
		Actual Amount			Actual Amount	
	Accompl. Type: ▼	Proposed Units		Accompl. Type: ▼	Proposed Units	
		Actual Units			Actual Units	
	Accompl. Type: ▼	Proposed Units		Accompl. Type: ▼	Proposed Units	
		Actual Units			Actual Units	
Program Year 3	Fund Source: ▼	Proposed Amt.		Fund Source: ▼	Proposed Amt.	
		Actual Amount			Actual Amount	
	Fund Source: ▼	Proposed Amt.		Fund Source: ▼	Proposed Amt.	
		Actual Amount			Actual Amount	
	Accompl. Type: ▼	Proposed Units		Accompl. Type: ▼	Proposed Units	
		Actual Units			Actual Units	
	Accompl. Type: ▼	Proposed Units		Accompl. Type: ▼	Proposed Units	
		Actual Units			Actual Units	
Program Year 4	Fund Source: ▼	Proposed Amt.		Fund Source: ▼	Proposed Amt.	
		Actual Amount			Actual Amount	
	Fund Source: ▼	Proposed Amt.		Fund Source: ▼	Proposed Amt.	
		Actual Amount			Actual Amount	
	Accompl. Type: ▼	Proposed Units		Accompl. Type: ▼	Proposed Units	
		Actual Units			Actual Units	
	Accompl. Type: ▼	Proposed Units		Accompl. Type: ▼	Proposed Units	
		Actual Units			Actual Units	
Program Year 5	Fund Source: ▼	Proposed Amt.		Fund Source: ▼	Proposed Amt.	
		Actual Amount			Actual Amount	
	Fund Source: ▼	Proposed Amt.		Fund Source: ▼	Proposed Amt.	
		Actual Amount			Actual Amount	
	Accompl. Type: ▼	Proposed Units		Accompl. Type: ▼	Proposed Units	
		Actual Units			Actual Units	
	Accompl. Type: ▼	Proposed Units		Accompl. Type: ▼	Proposed Units	
		Actual Units			Actual Units	

Project Name: Geneva After School Enrichment		
Description:	IDIS Project #: UOG Code: PA429007 BEAVER COUNTY	
SM After school and parent education for low income families for youth grades 1-8		
Location: 105510, 3200 College Avenue - Aliquippa, Beaver Falls, New Brighton, Rochester - Beaver Falls, 15010	Priority Need Category Select one: Public Services	
Expected Completion Date: (08/31/2012)	Explanation: PS 570.201(e) (Youth) LMC 570.208 (a)(2)(i). Subrecipient is Geneva College. IDIS#	
Objective Category <input type="radio"/> Decent Housing <input checked="" type="radio"/> Suitable Living Environment <input type="radio"/> Economic Opportunity	Specific Objectives	
Outcome Categories <input checked="" type="checkbox"/> Availability/Accessibility <input type="checkbox"/> Affordability <input type="checkbox"/> Sustainability	1 Improve the services for low/mod income persons 2 3	
Project-level Accomplishments	Accompl. Type: <input type="text"/> Proposed 150	Accompl. Type: <input type="text"/> Proposed
	Underway	Underway
	Complete	Complete
	Accompl. Type: <input type="text"/> Proposed	Accompl. Type: <input type="text"/> Proposed
	Underway	Underway
	Complete	Complete
	Accompl. Type: <input type="text"/> Proposed	Accompl. Type: <input type="text"/> Proposed
	Underway	Underway
	Complete	Complete
Proposed Outcome	Performance Measure	Actual Outcome
SL-1(05D)	to assist low income youth through Geneva After School Enrichment	
05D Youth Services 570.201(e)	Matrix Codes	
Matrix Codes	Matrix Codes	
Matrix Codes	Matrix Codes	
Program Year 1	Fund Source: <input type="text"/> Proposed Amt. 65,000	Fund Source: <input type="text"/> Proposed Amt.
	Actual Amount	Actual Amount
	Fund Source: <input type="text"/> Proposed Amt.	Fund Source: <input type="text"/> Proposed Amt.
	Actual Amount	Actual Amount
	Accompl. Type: <input type="text"/> Proposed Units	Accompl. Type: <input type="text"/> Proposed Units
	Actual Units	Actual Units
	Accompl. Type: <input type="text"/> Proposed Units	Accompl. Type: <input type="text"/> Proposed Units
	Actual Units	Actual Units

Program Year 2	Fund Source: ▼	Proposed Amt.		Fund Source: ▼	Proposed Amt.	
		Actual Amount			Actual Amount	
	Fund Source: ▼	Proposed Amt.		Fund Source: ▼	Proposed Amt.	
		Actual Amount			Actual Amount	
	Accompl. Type: ▼	Proposed Units		Accompl. Type: ▼	Proposed Units	
		Actual Units			Actual Units	
	Accompl. Type: ▼	Proposed Units		Accompl. Type: ▼	Proposed Units	
		Actual Units			Actual Units	
Program Year 3	Fund Source: ▼	Proposed Amt.		Fund Source: ▼	Proposed Amt.	
		Actual Amount			Actual Amount	
	Fund Source: ▼	Proposed Amt.		Fund Source: ▼	Proposed Amt.	
		Actual Amount			Actual Amount	
	Accompl. Type: ▼	Proposed Units		Accompl. Type: ▼	Proposed Units	
		Actual Units			Actual Units	
	Accompl. Type: ▼	Proposed Units		Accompl. Type: ▼	Proposed Units	
		Actual Units			Actual Units	
Program Year 4	Fund Source: ▼	Proposed Amt.		Fund Source: ▼	Proposed Amt.	
		Actual Amount			Actual Amount	
	Fund Source: ▼	Proposed Amt.		Fund Source: ▼	Proposed Amt.	
		Actual Amount			Actual Amount	
	Accompl. Type: ▼	Proposed Units		Accompl. Type: ▼	Proposed Units	
		Actual Units			Actual Units	
	Accompl. Type: ▼	Proposed Units		Accompl. Type: ▼	Proposed Units	
		Actual Units			Actual Units	
Program Year 5	Fund Source: ▼	Proposed Amt.		Fund Source: ▼	Proposed Amt.	
		Actual Amount			Actual Amount	
	Fund Source: ▼	Proposed Amt.		Fund Source: ▼	Proposed Amt.	
		Actual Amount			Actual Amount	
	Accompl. Type: ▼	Proposed Units		Accompl. Type: ▼	Proposed Units	
		Actual Units			Actual Units	
	Accompl. Type: ▼	Proposed Units		Accompl. Type: ▼	Proposed Units	
		Actual Units			Actual Units	

Project Name: NB Townsend Park Sidewalks					
Description: Replacement of sidewalks on all four sides of Townsend Park	IDIS Project #: UOG Code: PA429007 BEAVER COUNTY				
Location: 103700. 3rd Ave, 6th st, 4th St and Mulberry Alley, Communitywide, New Brighton, 15066	Priority Need Category: Select one: Infrastructure				
Expected Completion Date: (08/31/2012)	Explanation: PFI 570.201(c) LMA 570.208(a)(1)(i) CT 60140 BG 1,2,3 and CT 60150 BG 2,3. LM 61%. IDIS				
Objective Category <input type="radio"/> Decent Housing <input checked="" type="radio"/> Suitable Living Environment <input type="radio"/> Economic Opportunity	Specific Objectives				
Outcome Categories <input type="checkbox"/> Availability/Accessibility <input type="checkbox"/> Affordability <input checked="" type="checkbox"/> Sustainability	1 Improve quality / increase quantity of public improvements for lower income persons 2 3				
Project-level Accomplishments	01 People	Proposed	6480	Accompl. Type:	Proposed
		Underway			Underway
		Complete			Complete
	Accompl. Type:	Proposed		Accompl. Type:	Proposed
		Underway			Underway
		Complete			Complete
	Accompl. Type:	Proposed		Accompl. Type:	Proposed
		Underway			Underway
		Complete			Complete
Proposed Outcome	Performance Measure	Actual Outcome			
SL-3(03L)	benefit LM-people through replacement of NB Townsend Park Sidewalks				
03L Sidewalks 570.201(c)	Matrix Codes				
Matrix Codes	Matrix Codes				
Matrix Codes	Matrix Codes				
Program Year 1	CDBG	Proposed Amt.	75,000	Fund Source:	Proposed Amt.
		Actual Amount			Actual Amount
	Fund Source:	Proposed Amt.		Fund Source:	Proposed Amt.
		Actual Amount			Actual Amount
	Accompl. Type:	Proposed Units		Accompl. Type:	Proposed Units
		Actual Units			Actual Units
	Accompl. Type:	Proposed Units		Accompl. Type:	Proposed Units
		Actual Units			Actual Units

Program Year 2	Fund Source: ▼	Proposed Amt.		Fund Source: ▼	Proposed Amt.	
		Actual Amount			Actual Amount	
	Fund Source: ▼	Proposed Amt.		Fund Source: ▼	Proposed Amt.	
		Actual Amount			Actual Amount	
Accompl. Type: ▼	Proposed Units		Accompl. Type: ▼	Proposed Units		
	Actual Units			Actual Units		
Accompl. Type: ▼	Proposed Units		Accompl. Type: ▼	Proposed Units		
	Actual Units			Actual Units		
Program Year 3	Fund Source: ▼	Proposed Amt.		Fund Source: ▼	Proposed Amt.	
		Actual Amount			Actual Amount	
	Fund Source: ▼	Proposed Amt.		Fund Source: ▼	Proposed Amt.	
		Actual Amount			Actual Amount	
Accompl. Type: ▼	Proposed Units		Accompl. Type: ▼	Proposed Units		
	Actual Units			Actual Units		
Accompl. Type: ▼	Proposed Units		Accompl. Type: ▼	Proposed Units		
	Actual Units			Actual Units		
Program Year 4	Fund Source: ▼	Proposed Amt.		Fund Source: ▼	Proposed Amt.	
		Actual Amount			Actual Amount	
	Fund Source: ▼	Proposed Amt.		Fund Source: ▼	Proposed Amt.	
		Actual Amount			Actual Amount	
Accompl. Type: ▼	Proposed Units		Accompl. Type: ▼	Proposed Units		
	Actual Units			Actual Units		
Accompl. Type: ▼	Proposed Units		Accompl. Type: ▼	Proposed Units		
	Actual Units			Actual Units		
Program Year 5	Fund Source: ▼	Proposed Amt.		Fund Source: ▼	Proposed Amt.	
		Actual Amount			Actual Amount	
	Fund Source: ▼	Proposed Amt.		Fund Source: ▼	Proposed Amt.	
		Actual Amount			Actual Amount	
Accompl. Type: ▼	Proposed Units		Accompl. Type: ▼	Proposed Units		
	Actual Units			Actual Units		
Accompl. Type: ▼	Proposed Units		Accompl. Type: ▼	Proposed Units		
	Actual Units			Actual Units		

Project Name: CDBG Program Admin		
Description: LM. General Program Administration	IDIS Project #: UOG Code: PA429007 BEAVER COUNTY	
Location: 109999, 1013 Eighth Avenue, Beaver Falls, PA 15010, Countywide	Priority Need Category Select one: Planning/Administration ▼	
Expected Completion Date: (08/31/2012)	Explanation: Admin 570.206 IDIS #	
Objective Category <input type="radio"/> Decent Housing <input checked="" type="radio"/> Suitable Living Environment <input type="radio"/> Economic Opportunity	Specific Objectives	
Outcome Categories <input type="checkbox"/> Availability/Accessibility <input type="checkbox"/> Affordability <input checked="" type="checkbox"/> Sustainability	1 Improve quality / increase quantity of public improvements for lower income persons ▼ 2 ▼ 3 ▼	
Project-level Accomplishments	Accompl. Type: ▼ Proposed Underway Complete	Accompl. Type: ▼ Proposed Underway Complete
	Accompl. Type: ▼ Proposed Underway Complete	Accompl. Type: ▼ Proposed Underway Complete
	Accompl. Type: ▼ Proposed Underway Complete	Accompl. Type: ▼ Proposed Underway Complete
	Proposed Outcome	
	Performance Measure	
	Actual Outcome	
	21A General Program Administration 570.206 ▼ Matrix Codes ▼	
	Matrix Codes ▼ Matrix Codes ▼	
	Matrix Codes ▼ Matrix Codes ▼	
Program Year 1	CDBG ▼ Proposed Amt. 628,176 Actual Amount	Fund Source: ▼ Proposed Amt. Actual Amount
	Fund Source: ▼ Proposed Amt. Actual Amount	Fund Source: ▼ Proposed Amt. Actual Amount
	Accompl. Type: ▼ Proposed Units Actual Units	Accompl. Type: ▼ Proposed Units Actual Units
	Accompl. Type: ▼ Proposed Units Actual Units	Accompl. Type: ▼ Proposed Units Actual Units

Program Year 2	Fund Source: ▼	Proposed Amt.		Fund Source: ▼	Proposed Amt.	
		Actual Amount			Actual Amount	
	Fund Source: ▼	Proposed Amt.		Fund Source: ▼	Proposed Amt.	
		Actual Amount			Actual Amount	
	Accompl. Type: ▼	Proposed Units		Accompl. Type: ▼	Proposed Units	
		Actual Units			Actual Units	
	Accompl. Type: ▼	Proposed Units		Accompl. Type: ▼	Proposed Units	
		Actual Units			Actual Units	
Program Year 3	Fund Source: ▼	Proposed Amt.		Fund Source: ▼	Proposed Amt.	
		Actual Amount			Actual Amount	
	Fund Source: ▼	Proposed Amt.		Fund Source: ▼	Proposed Amt.	
		Actual Amount			Actual Amount	
	Accompl. Type: ▼	Proposed Units		Accompl. Type: ▼	Proposed Units	
		Actual Units			Actual Units	
	Accompl. Type: ▼	Proposed Units		Accompl. Type: ▼	Proposed Units	
		Actual Units			Actual Units	
Program Year 4	Fund Source: ▼	Proposed Amt.		Fund Source: ▼	Proposed Amt.	
		Actual Amount			Actual Amount	
	Fund Source: ▼	Proposed Amt.		Fund Source: ▼	Proposed Amt.	
		Actual Amount			Actual Amount	
	Accompl. Type: ▼	Proposed Units		Accompl. Type: ▼	Proposed Units	
		Actual Units			Actual Units	
	Accompl. Type: ▼	Proposed Units		Accompl. Type: ▼	Proposed Units	
		Actual Units			Actual Units	
Program Year 5	Fund Source: ▼	Proposed Amt.		Fund Source: ▼	Proposed Amt.	
		Actual Amount			Actual Amount	
	Fund Source: ▼	Proposed Amt.		Fund Source: ▼	Proposed Amt.	
		Actual Amount			Actual Amount	
	Accompl. Type: ▼	Proposed Units		Accompl. Type: ▼	Proposed Units	
		Actual Units			Actual Units	
	Accompl. Type: ▼	Proposed Units		Accompl. Type: ▼	Proposed Units	
		Actual Units			Actual Units	

Project Name: Countywide Streetscape					
Description:	IDIS Project #: UOG Code: PA429007 BEAVER COUNTY				
RB Streetscape improvements in the areas of Aliquippa, Ambridge, Beaver, Beaver Falls, Bridgewater, Freedom, Midland, Monaca, New Brighton and/or Rochester Boro					
Location: 105517, 1013 Eighth Avenue, BC Rivertowns, Beaver Falls, 15010	Priority Need Category Select one: Infrastructure				
Expected Completion Date: (08/31/2012)	Explanation: PFI 570.201(c), SBA 570.208(b)(1) Aliquippa, Ambridge, Beaver, Beaver Falls, Bridgewater, Freedom, Midland, Monaca, New Brighton and/or Rochester Boro IDIS #				
Objective Category <input type="radio"/> Decent Housing <input checked="" type="radio"/> Suitable Living Environment <input type="radio"/> Economic Opportunity	Specific Objectives				
Outcome Categories <input type="checkbox"/> Availability/Accessibility <input type="checkbox"/> Affordability <input checked="" type="checkbox"/> Sustainability	1 Improve quality / increase quantity of public improvements for lower income persons 2 3				
Project-level Accomplishments	01 People	Proposed	54746	Accompl. Type:	Proposed
		Underway			Underway
		Complete			Complete
	Accompl. Type:	Proposed		Accompl. Type:	Proposed
		Underway			Underway
		Complete			Complete
	Accompl. Type:	Proposed		Accompl. Type:	Proposed
		Underway			Underway
		Complete			Complete
Proposed Outcome	Performance Measure	Actual Outcome			
SL-3(03L)	benefit low income persons through countywide streetscape improvements				
03L Sidewalks 570.201(c)	Matrix Codes				
Matrix Codes	Matrix Codes				
Matrix Codes	Matrix Codes				
Program Year 1	CDBG	Proposed Amt.	180,000	Fund Source:	Proposed Amt.
		Actual Amount			Actual Amount
	Fund Source:	Proposed Amt.		Fund Source:	Proposed Amt.
		Actual Amount			Actual Amount
	Accompl. Type:	Proposed Units		Accompl. Type:	Proposed Units
		Actual Units			Actual Units
	Accompl. Type:	Proposed Units		Accompl. Type:	Proposed Units
		Actual Units			Actual Units

Program Year 2	Fund Source: ▼	Proposed Amt.		Fund Source: ▼	Proposed Amt.	
		Actual Amount			Actual Amount	
	Fund Source: ▼	Proposed Amt.		Fund Source: ▼	Proposed Amt.	
		Actual Amount			Actual Amount	
	Accompl. Type: ▼	Proposed Units		Accompl. Type: ▼	Proposed Units	
		Actual Units			Actual Units	
Program Year 3	Fund Source: ▼	Proposed Amt.		Fund Source: ▼	Proposed Amt.	
		Actual Amount			Actual Amount	
	Fund Source: ▼	Proposed Amt.		Fund Source: ▼	Proposed Amt.	
		Actual Amount			Actual Amount	
	Accompl. Type: ▼	Proposed Units		Accompl. Type: ▼	Proposed Units	
		Actual Units			Actual Units	
Program Year 4	Fund Source: ▼	Proposed Amt.		Fund Source: ▼	Proposed Amt.	
		Actual Amount			Actual Amount	
	Fund Source: ▼	Proposed Amt.		Fund Source: ▼	Proposed Amt.	
		Actual Amount			Actual Amount	
	Accompl. Type: ▼	Proposed Units		Accompl. Type: ▼	Proposed Units	
		Actual Units			Actual Units	
Program Year 5	Fund Source: ▼	Proposed Amt.		Fund Source: ▼	Proposed Amt.	
		Actual Amount			Actual Amount	
	Fund Source: ▼	Proposed Amt.		Fund Source: ▼	Proposed Amt.	
		Actual Amount			Actual Amount	
	Accompl. Type: ▼	Proposed Units		Accompl. Type: ▼	Proposed Units	
		Actual Units			Actual Units	
	Accompl. Type: ▼	Proposed Units		Accompl. Type: ▼	Proposed Units	
		Actual Units			Actual Units	

Grantee Name: **Beaver County**

Project Name: Main Street Network				
Description:	IDIS Project #: UOG Code: PA429007 BEAVER COUNTY			
SM Technical assistance to local revitalization organizations in the communities of Aliquippa, Ambridge, Beaver, Beaver Falls, Bridgewater, Freedom, Midland, Monaca, New Brighton and Rochester Boro in utilizing the Main Street approach to economic development				
Location:	Priority Need Category			
105515, 1013 Eighth Avenue, BC Rivertowns, Beaver Falls, 15010	Select one: Economic Development ▼			
Expected Completion Date:	Explanation:			
(08/31/2012)	NP Org Cap Bldg 570.201(p) LMA-CT 570.208(a)(1) IDIS #			
Objective Category	Specific Objectives			
<input type="radio"/> Decent Housing <input type="radio"/> Suitable Living Environment <input checked="" type="radio"/> Economic Opportunity	1 Improve economic opportunities for low-income persons ▼			
Outcome Categories	2 ▼			
<input type="checkbox"/> Availability/Accessibility <input type="checkbox"/> Affordability <input checked="" type="checkbox"/> Sustainability	3 ▼			
Project-level Accomplishments	09 Organizations ▼	Proposed 10	Accompl. Type: ▼	Proposed
		Underway		Underway
		Complete		Complete
	Accompl. Type: ▼	Proposed	Accompl. Type: ▼	Proposed
		Underway		Underway
		Complete		Complete
	Accompl. Type: ▼	Proposed	Accompl. Type: ▼	Proposed
		Underway		Underway
		Complete		Complete
Proposed Outcome	Performance Measure	Actual Outcome		
EO-3(19C)	Assist 10 organizations through the Main Street Network			
19C CDBG Non-profit Organization Capacity Building ▼	Matrix Codes ▼			
Matrix Codes ▼	Matrix Codes ▼			
Matrix Codes ▼	Matrix Codes ▼			
Program Year 1	Fund Source: ▼	Proposed Amt. 150,000	Fund Source: ▼	Proposed Amt.
		Actual Amount		Actual Amount
	Fund Source: ▼	Proposed Amt.	Fund Source: ▼	Proposed Amt.
		Actual Amount		Actual Amount
	Accompl. Type: ▼	Proposed Units	Accompl. Type: ▼	Proposed Units
		Actual Units		Actual Units
	Accompl. Type: ▼	Proposed Units	Accompl. Type: ▼	Proposed Units
		Actual Units		Actual Units

Program Year 2	Fund Source: ▼	Proposed Amt.		Fund Source: ▼	Proposed Amt.	
		Actual Amount			Actual Amount	
	Fund Source: ▼	Proposed Amt.		Fund Source: ▼	Proposed Amt.	
		Actual Amount			Actual Amount	
	Accompl. Type: ▼	Proposed Units		Accompl. Type: ▼	Proposed Units	
		Actual Units			Actual Units	
	Accompl. Type: ▼	Proposed Units		Accompl. Type: ▼	Proposed Units	
		Actual Units			Actual Units	
Program Year 3	Fund Source: ▼	Proposed Amt.		Fund Source: ▼	Proposed Amt.	
		Actual Amount			Actual Amount	
	Fund Source: ▼	Proposed Amt.		Fund Source: ▼	Proposed Amt.	
		Actual Amount			Actual Amount	
	Accompl. Type: ▼	Proposed Units		Accompl. Type: ▼	Proposed Units	
		Actual Units			Actual Units	
	Accompl. Type: ▼	Proposed Units		Accompl. Type: ▼	Proposed Units	
		Actual Units			Actual Units	
Program Year 4	Fund Source: ▼	Proposed Amt.		Fund Source: ▼	Proposed Amt.	
		Actual Amount			Actual Amount	
	Fund Source: ▼	Proposed Amt.		Fund Source: ▼	Proposed Amt.	
		Actual Amount			Actual Amount	
	Accompl. Type: ▼	Proposed Units		Accompl. Type: ▼	Proposed Units	
		Actual Units			Actual Units	
	Accompl. Type: ▼	Proposed Units		Accompl. Type: ▼	Proposed Units	
		Actual Units			Actual Units	
Program Year 5	Fund Source: ▼	Proposed Amt.		Fund Source: ▼	Proposed Amt.	
		Actual Amount			Actual Amount	
	Fund Source: ▼	Proposed Amt.		Fund Source: ▼	Proposed Amt.	
		Actual Amount			Actual Amount	
	Accompl. Type: ▼	Proposed Units		Accompl. Type: ▼	Proposed Units	
		Actual Units			Actual Units	
	Accompl. Type: ▼	Proposed Units		Accompl. Type: ▼	Proposed Units	
		Actual Units			Actual Units	

Grantee Name: **Beaver County**

Project Name: CHDO Set Aside					
Description:	IDIS Project #: UOG Code: PA429007 BEAVER COUNTY				
CS CHDO Set Aside for rehab or construction of Low Income Housing					
Location: HOME10-3	Priority Need Category Select one: Owner Occupied Housing				
Expected Completion Date: (08/31/2012)	Explanation: Eligible Home activity. IDIS #				
Objective Category <input checked="" type="radio"/> Decent Housing <input type="radio"/> Suitable Living Environment <input type="radio"/> Economic Opportunity	Specific Objectives				
Outcome Categories <input checked="" type="checkbox"/> Availability/Accessibility <input type="checkbox"/> Affordability <input type="checkbox"/> Sustainability	1 Increase the availability of affordable owner housing 2 3				
Project-level Accomplishments	10 Housing Units	Proposed	unknown	Accompl. Type:	Proposed
		Underway			Underway
		Complete			Complete
	Accompl. Type:	Proposed		Accompl. Type:	Proposed
		Underway			Underway
		Complete			Complete
	Accompl. Type:	Proposed		Accompl. Type:	Proposed
		Underway			Underway
		Complete			Complete
Proposed Outcome	Performance Measure	Actual Outcome			
DH-1(A), DH-1 (C)	through construction/rehab of units for households with less than 30% MFI, 30-50% MFI, & 50-80% MFI				
14A Rehab; Single-Unit Residential 570.202		Matrix Codes			
Matrix Codes		Matrix Codes			
Matrix Codes		Matrix Codes			
Program Year 1	HOME	Proposed Amt.	127,090	Fund Source:	Proposed Amt.
		Actual Amount			Actual Amount
	Fund Source:	Proposed Amt.		Fund Source:	Proposed Amt.
		Actual Amount			Actual Amount
	Accompl. Type:	Proposed Units		Accompl. Type:	Proposed Units
		Actual Units			Actual Units
	Accompl. Type:	Proposed Units		Accompl. Type:	Proposed Units
		Actual Units			Actual Units

Program Year 2	Fund Source: ▼	Proposed Amt.		Fund Source: ▼	Proposed Amt.	
		Actual Amount			Actual Amount	
	Fund Source: ▼	Proposed Amt.		Fund Source: ▼	Proposed Amt.	
		Actual Amount			Actual Amount	
	Accompl. Type: ▼	Proposed Units		Accompl. Type: ▼	Proposed Units	
		Actual Units			Actual Units	
	Accompl. Type: ▼	Proposed Units		Accompl. Type: ▼	Proposed Units	
		Actual Units			Actual Units	
Program Year 3	Fund Source: ▼	Proposed Amt.		Fund Source: ▼	Proposed Amt.	
		Actual Amount			Actual Amount	
	Fund Source: ▼	Proposed Amt.		Fund Source: ▼	Proposed Amt.	
		Actual Amount			Actual Amount	
	Accompl. Type: ▼	Proposed Units		Accompl. Type: ▼	Proposed Units	
		Actual Units			Actual Units	
	Accompl. Type: ▼	Proposed Units		Accompl. Type: ▼	Proposed Units	
		Actual Units			Actual Units	
Program Year 4	Fund Source: ▼	Proposed Amt.		Fund Source: ▼	Proposed Amt.	
		Actual Amount			Actual Amount	
	Fund Source: ▼	Proposed Amt.		Fund Source: ▼	Proposed Amt.	
		Actual Amount			Actual Amount	
	Accompl. Type: ▼	Proposed Units		Accompl. Type: ▼	Proposed Units	
		Actual Units			Actual Units	
	Accompl. Type: ▼	Proposed Units		Accompl. Type: ▼	Proposed Units	
		Actual Units			Actual Units	
Program Year 5	Fund Source: ▼	Proposed Amt.		Fund Source: ▼	Proposed Amt.	
		Actual Amount			Actual Amount	
	Fund Source: ▼	Proposed Amt.		Fund Source: ▼	Proposed Amt.	
		Actual Amount			Actual Amount	
	Accompl. Type: ▼	Proposed Units		Accompl. Type: ▼	Proposed Units	
		Actual Units			Actual Units	
	Accompl. Type: ▼	Proposed Units		Accompl. Type: ▼	Proposed Units	
		Actual Units			Actual Units	

Project Name: Other Home Funded Activities			
Description:	IDIS Project #: UOG Code: PA429007 BEAVER COUNTY		
CS Other HOME eligible activities such as Rental Housing Rehabilitation or New Construction			
Location: HOME10-2, 1013 Eighth Avenue, Countywide, Beaver Falls, PA 15010	Priority Need Category Select one: Rental Housing ▼		
Expected Completion Date: (08/31/2012)	Explanation: Eligible Home activity. IDIS #		
Objective Category <input checked="" type="radio"/> Decent Housing <input type="radio"/> Suitable Living Environment <input type="radio"/> Economic Opportunity	Specific Objectives		
Outcome Categories <input checked="" type="checkbox"/> Availability/Accessibility <input type="checkbox"/> Affordability <input type="checkbox"/> Sustainability	1 Increase the supply of affordable rental housing ▼ 2 Increase the availability of affordable owner housing ▼ 3 ▼		
Project-level Accomplishments	Accompl. Type: ▼ Proposed <input type="checkbox"/> Underway <input type="checkbox"/> Complete <input type="checkbox"/>	Accompl. Type: ▼ Proposed <input type="checkbox"/> Underway <input type="checkbox"/> Complete <input type="checkbox"/>	
	10 Housing Units ▼ Proposed unknown Underway <input type="checkbox"/> Complete <input type="checkbox"/>	Accompl. Type: ▼ Proposed <input type="checkbox"/> Underway <input type="checkbox"/> Complete <input type="checkbox"/>	
	Accompl. Type: ▼ Proposed <input type="checkbox"/> Underway <input type="checkbox"/> Complete <input type="checkbox"/>	Accompl. Type: ▼ Proposed <input type="checkbox"/> Underway <input type="checkbox"/> Complete <input type="checkbox"/>	
	Proposed Outcome	Performance Measure	Actual Outcome
	DH-1(B), DH-1(D)	through construction/rehab of units for households with less than 30% MFI, 30-50% MFI, &50-80% MFI	
	14B Rehab; Multi-Unit Residential 570.202 ▼	Matrix Codes ▼	Matrix Codes ▼
	Matrix Codes ▼	Matrix Codes ▼	Matrix Codes ▼
	Matrix Codes ▼	Matrix Codes ▼	Matrix Codes ▼
	Program Year 1	HOME ▼ Proposed Amt. 593,089 Actual Amount	Fund Source: ▼ Proposed Amt. Actual Amount
Fund Source: ▼ Proposed Amt. Actual Amount		Fund Source: ▼ Proposed Amt. Actual Amount	
Accompl. Type: ▼ Proposed Units Actual Units		Accompl. Type: ▼ Proposed Units Actual Units	
Accompl. Type: ▼ Proposed Units Actual Units		Accompl. Type: ▼ Proposed Units Actual Units	

Program Year 2	Fund Source: ▼	Proposed Amt.		Fund Source: ▼	Proposed Amt.	
		Actual Amount			Actual Amount	
	Fund Source: ▼	Proposed Amt.		Fund Source: ▼	Proposed Amt.	
		Actual Amount			Actual Amount	
	Accompl. Type: ▼	Proposed Units		Accompl. Type: ▼	Proposed Units	
		Actual Units			Actual Units	
	Accompl. Type: ▼	Proposed Units		Accompl. Type: ▼	Proposed Units	
		Actual Units			Actual Units	
Program Year 3	Fund Source: ▼	Proposed Amt.		Fund Source: ▼	Proposed Amt.	
		Actual Amount			Actual Amount	
	Fund Source: ▼	Proposed Amt.		Fund Source: ▼	Proposed Amt.	
		Actual Amount			Actual Amount	
	Accompl. Type: ▼	Proposed Units		Accompl. Type: ▼	Proposed Units	
		Actual Units			Actual Units	
	Accompl. Type: ▼	Proposed Units		Accompl. Type: ▼	Proposed Units	
		Actual Units			Actual Units	
Program Year 4	Fund Source: ▼	Proposed Amt.		Fund Source: ▼	Proposed Amt.	
		Actual Amount			Actual Amount	
	Fund Source: ▼	Proposed Amt.		Fund Source: ▼	Proposed Amt.	
		Actual Amount			Actual Amount	
	Accompl. Type: ▼	Proposed Units		Accompl. Type: ▼	Proposed Units	
		Actual Units			Actual Units	
	Accompl. Type: ▼	Proposed Units		Accompl. Type: ▼	Proposed Units	
		Actual Units			Actual Units	
Program Year 5	Fund Source: ▼	Proposed Amt.		Fund Source: ▼	Proposed Amt.	
		Actual Amount			Actual Amount	
	Fund Source: ▼	Proposed Amt.		Fund Source: ▼	Proposed Amt.	
		Actual Amount			Actual Amount	
	Accompl. Type: ▼	Proposed Units		Accompl. Type: ▼	Proposed Units	
		Actual Units			Actual Units	
	Accompl. Type: ▼	Proposed Units		Accompl. Type: ▼	Proposed Units	
		Actual Units			Actual Units	

Project Name:	Shelter Oper & Support Svcs		
Description:	IDIS Project #:	UOG Code:	PA429007 BEAVER COUNTY
CS Shelter Operations and Supportive Services			

Location: ESG10-2, 1013 Eighth Avenue, Countywide, Beaver Falls, PA 15010	Priority Need Category
Select one:	Homeless/HIV/AIDS ▼
Explanation:	

Expected Completion Date: (08/31/2012)	Specific Objectives
Objective Category: <input checked="" type="radio"/> Decent Housing <input type="radio"/> Suitable Living Environment <input type="radio"/> Economic Opportunity	

Outcome Categories: <input checked="" type="checkbox"/> Availability/Accessibility <input type="checkbox"/> Affordability <input type="checkbox"/> Sustainability	1	Increase the number of homeless persons moving into permanent housing ▼
	2	▼
	3	▼

Project-level Accomplishments	Accompl. Type: ▼	Proposed		Accompl. Type: ▼	Proposed	
		Underway			Underway	
		Complete			Complete	
	Accompl. Type: ▼	Proposed		Accompl. Type: ▼	Proposed	
		Underway			Underway	
		Complete			Complete	
	Accompl. Type: ▼	Proposed		Accompl. Type: ▼	Proposed	
		Underway			Underway	
		Complete			Complete	

Proposed Outcome	Performance Measure	Actual Outcome
DH-1(H)	through Shelter Operations and Supportive services	

03T Operating Costs of Homeless/AIDS Patients Programs ▼	Matrix Codes ▼
Matrix Codes ▼	Matrix Codes ▼
Matrix Codes ▼	Matrix Codes ▼

Program Year 1	ESG ▼	Proposed Amt.	161,941	Fund Source: ▼	Proposed Amt.	
		Actual Amount			Actual Amount	
	Fund Source: ▼	Proposed Amt.		Fund Source: ▼	Proposed Amt.	
		Actual Amount			Actual Amount	
	Accompl. Type: ▼	Proposed Units		Accompl. Type: ▼	Proposed Units	
		Actual Units			Actual Units	
	Accompl. Type: ▼	Proposed Units		Accompl. Type: ▼	Proposed Units	
		Actual Units			Actual Units	

Program Year 2	Fund Source: ▼	Proposed Amt.		Fund Source: ▼	Proposed Amt.	
		Actual Amount			Actual Amount	
	Fund Source: ▼	Proposed Amt.		Fund Source: ▼	Proposed Amt.	
		Actual Amount			Actual Amount	
	Accompl. Type: ▼	Proposed Units		Accompl. Type: ▼	Proposed Units	
		Actual Units			Actual Units	
	Accompl. Type: ▼	Proposed Units		Accompl. Type: ▼	Proposed Units	
		Actual Units			Actual Units	
Program Year 3	Fund Source: ▼	Proposed Amt.		Fund Source: ▼	Proposed Amt.	
		Actual Amount			Actual Amount	
	Fund Source: ▼	Proposed Amt.		Fund Source: ▼	Proposed Amt.	
		Actual Amount			Actual Amount	
	Accompl. Type: ▼	Proposed Units		Accompl. Type: ▼	Proposed Units	
		Actual Units			Actual Units	
	Accompl. Type: ▼	Proposed Units		Accompl. Type: ▼	Proposed Units	
		Actual Units			Actual Units	
Program Year 4	Fund Source: ▼	Proposed Amt.		Fund Source: ▼	Proposed Amt.	
		Actual Amount			Actual Amount	
	Fund Source: ▼	Proposed Amt.		Fund Source: ▼	Proposed Amt.	
		Actual Amount			Actual Amount	
	Accompl. Type: ▼	Proposed Units		Accompl. Type: ▼	Proposed Units	
		Actual Units			Actual Units	
	Accompl. Type: ▼	Proposed Units		Accompl. Type: ▼	Proposed Units	
		Actual Units			Actual Units	
Program Year 5	Fund Source: ▼	Proposed Amt.		Fund Source: ▼	Proposed Amt.	
		Actual Amount			Actual Amount	
	Fund Source: ▼	Proposed Amt.		Fund Source: ▼	Proposed Amt.	
		Actual Amount			Actual Amount	
	Accompl. Type: ▼	Proposed Units		Accompl. Type: ▼	Proposed Units	
		Actual Units			Actual Units	
	Accompl. Type: ▼	Proposed Units		Accompl. Type: ▼	Proposed Units	
		Actual Units			Actual Units	



U. S. Department of Housing and Urban Development
Pittsburgh Field Office
William S. Moorhead Federal Building
1000 Liberty Avenue, Suite 1000
Pittsburgh, PA 15222-4004

RECEIVED
JUL 27 2010

JUL 26 2010

Ms. Lisa E. Signore
Director, Community Development Program
of Beaver County
1013 Eighth Avenue
Beaver Falls, PA 15010

Dear Ms. Signore:

SUBJECT: Beaver County, Pennsylvania
5 Year Consolidated Plan and 1 Year Action Plan

This is to acknowledge receipt of Beaver County's Consolidated and Action Plans for CDBG (Community Development Block Grant) HOME Program, and ESG (Emergency Shelter Grant) funds for Federal Fiscal Year 2010. We received your Action Plan on July 14, 2010. While we have determined that the plan is complete and acceptable for processing, our review has resulted in the following discrepancies for which additional information is requested.

1. The SF-424 lists the DUNS No. as 066-754-109. The SF-424 in the 2009 plan stated the No. as 068-754-019. Please advise of the correct DUNS no. and submit a corrected SF-424.
2. Section 91.210(b)(1) requires that the plan describe and identify the public housing developments and the number of public housing units in the County, the physical condition of such units, the restoration and revitalization needs, results from the Section 504 needs assessment, and the public housing agency's strategy for improving the management and operation of such public housing and for improving the living environment of low- and moderate-income families residing in public housing. Page 23 refers to the Housing Market Analysis tab and Page 44 refers to the Housing Authority Capital Fund tab for addressing this information. Public housing information included in the Housing Market Analysis tab is limited to inventory and waiting list numbers. We are unable to locate information regarding the physical condition of such units. The Capital Fund tab includes information regarding PH activities to be completed but does not address all restoration and revitalization needs. Also, please advise of the location of the Section 504 needs assessment information. Please revise pages 23 to include the information required for reporting regarding public housing needs.
3. The County has submitted a five year Consolidated Plan. Section 91.215(a)(4) requires that the Strategic Plan portion summarize the priorities and specific objectives the County intends to initiate and/or complete during the time period covered by the plan. Various tables

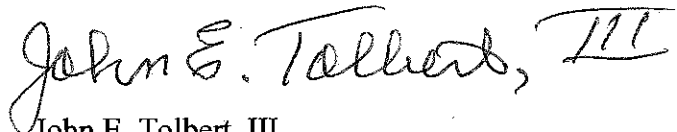
(Summary of Specific Annual Objectives, Housing Needs Table, Homeless Needs Table: Individuals, Homeless Needs Table: Families, Non-Homeless Special Needs Including HOPWA Table, and the Housing and Community Development Activities Table) have been submitted as a part of the plan, however, goals have only been established for the first year of the five year plan. Goals must be established for years 2, 3, 4 and 5 of the plan. Progress against these goals will be measured as a part of the Action Plans submitted for subsequent years and CAPERS submitted within the five year period. Adjustments to five year goals are permitted. Please revise the tables to state goals for each of the years covered by the plan.

4. The following errors were noted as a result of our review of the Project Sheets:
 - a. Activity No. 100500, Beaver Falls Paving, is described as street paving, however, an 03J Water/Sewer Improvements matrix code has been assigned to the activity. Please revise the matrix code to 03K Street improvements for paving activities.
 - b. Activity No. 105510, Geneva After School Enrichment, is a public service activity, however, an 03J Water/Sewer Improvements matrix code has been assigned to the activity. Please revise the matrix code to properly reflect its funding as a public service.
 - c. Activity No. 103700, NB Townsend Park Sidewalks, is described as replacement of sidewalks, however, an 03J Water/Sewer Improvements matrix code has been assigned to the activity. Please revise the matrix code to 03L Sidewalks.
 - d. Activity No. 10999 CDBG Program Admin is assigned a Priority Need Category of Infrastructure. Please revise the designation to properly categorize the activity as Planning/Administration.
 - e. Activity No. 105517 Countywide Streetscape is described as streetscape improvements in various areas, however, a 19C CDBG Non-profit Organization Capacity Building matrix code is assigned to the activity. Please revise the matrix code to properly classify the activities being completed.
 - f. The 19C Non-Profit Organization Capacity Building matrix code is to be used for activities that increase the capacity of non-profit organizations to carry out eligible neighborhood revitalization or economic development activities. Activities that strengthen non-profits may include providing staff with specialized training and technical assistance. Please provide an explanation of the basis for assignment of this matrix code to Activity No. 1095515 Main Street Network.
 - g. The amounts included on the Project List properly total the grant resources for the HOME program of \$847,268. However, the amounts included on the project sheets for two activities (HOME 10-3 CHDO Set Aside and HOME 10-2 Other HOME Funded Activities) differ that those included on the Project List and would result in activity costs exceeding grant funds available. Please revise the project sheets to properly state the amounts of funding.

- h. The Project No. included in the Location area for Other HOME Funded Activities is incorrectly listed as HOME 10-1. Based on the Project List it should state a Project No. of HOME 10-2. Please revise the project sheet.
- i. The amounts included on the Project List properly total the grant amount for the ESGP. However, the project sheet for ESG 10-2 Shelter Oper & Support Svcs includes a different funding amount which would result in lack of accounting for all ESG funds. Provide a revised project sheet for the activity.

Please submit a response to the above within fifteen days of the date of this letter. If you have any questions, please call Pamela Coll. She can be reached at (412) 644-5459.

Sincerely,

A handwritten signature in black ink that reads "John E. Tolbert, III". The signature is written in a cursive style with a prominent "J" and "T".

John E. Tolbert, III
Director, Community Planning
and Development Division