

CAPER

Consolidated Annual Performance and Evaluation Report

PA429007 Beaver County

For Fiscal Year 2008

Reporting Period:

September 1, 2008 through August 31, 2009

Submitted by:

**Community Development Program of Beaver County
1013 Eighth Avenue
Beaver Falls, PA
724-847-3889**

Contact Person:

Lisa E. Signore, Director

Display Period:

November 4, 2009 through November 19, 2009



U. S. Department of Housing and Urban Development
Pittsburgh Field Office
William S. Moorhead Federal Building
1000 Liberty Avenue, Suite 1000
Pittsburgh, PA 15222-4004

FEB 16 2010

RECEIVED
FEB 17 2010

Ms. Lisa E. Signore
Director, Community Development
Program of Beaver County
1013 Eighth Avenue
Beaver Falls, PA 15010

Dear Ms. Signore:

SUBJECT: Beaver County, Pennsylvania
CAPER (Consolidated Annual Performance and Evaluation Report)
Program Year Review Letter – September 1, 2008 through August 31, 2009

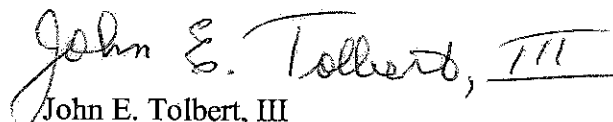
We have received your letter dated February 8, 2010. The letter was submitted in response to issues noted in our letter dated January 11, 2010, concerning our review of performance during the subject period.

Our letter requested confirmation regarding the number of properties rehabilitated during the reporting period with \$258,715.05 in CDBG funds. Your letter provided the requested confirmation. It also discusses 2007 adjustments to expenditures which resulted in the appearance that 2008 expenditures for economic development activities had significantly decreased. We accept the information provided.

We also requested a review of the current status of CDBG funded housing activities. Your letter states that the review was conducted and the decrease in CDBG expenditures was a result of use of \$100,000 in Act 137 funds for 2006 and 2007 home improvement program activities. We accept the information provided.

All issues resulting from the performance review have been resolved. If you have any questions, please call Pamela Coll, Public Trust Specialist. She can be reached at (412) 644-5459.

Sincerely,



John E. Tolbert, III
Director, Community Planning
and Development Division

COMMUNITY DEVELOPMENT PROGRAM OF BEAVER COUNTY



February 8, 2010

John E. Tolbert, III, Director
Community, Planning and Development
U.S. Department of H.U.D.
William S. Moorhead Federal Building
1000 Liberty Avenue, Suite 1000
Pittsburgh, PA 15222-4004

Board of Commissioners
Tony Amadio, Chairman
Joe Spanik
Charles A. Camp

COMMUNITY DEVELOPMENT
PROGRAM OF
BEAVER COUNTY

RE: Beaver County, PA - B-08-UC-42-0102
2008 CAPER Program Year Review

Dear Mr. Tolbert:

1013 Eighth Avenue
Beaver Falls, PA 15010

This office is in receipt of your letter dated January 11, 2010 regarding your review of Beaver County's 2008 CAPER. Following is our response to your request for additional information.

724-847-3889
800-339-0984


Progress in Economic Development: Coincidentally, 13 properties were rehabilitated in 2008, the same number as in 2007. The basis for the decrease in expenditure from 2007 to 2008 was that approximately \$112,750.99 in expenditures reported in 2007 were adjustments made to projects from prior years. Some prior years Façade Improvement Program projects were changed from SBA to LMA. As a result \$112,750.99 of expenditures made on the 2002, 2003, 2004 and 2005 Façade Improvement Projects reported in FY 2007 were a result of these revisions. No similar revisions were made in FY 2008. Of the total \$314,267.54 reported as expended in 2007, \$270,078.97 was a result of actual façade renovations done in FY 2007. If the 2008 expenditure amount of \$258,715.05 is compared with the actual 2007 façade renovation expenditure of \$270,078.97, then the 2008 expenditure is \$11,363.92 less than the actual 2007 expenditure which is a decrease of only 4.2%.

724-847-3861 FAX
www.cdbg.info

Progress in Development of Affordable Housing: A review of CDBG funded housing activities was conducted through various IDIS reports, noting amounts funded and disbursed. The number of households served was also reviewed. The review served as a reminder that the Home Improvement Program CDBG funding was reduced by \$100,000 for each of 2006 and 2007 fiscal years because \$100,000 of Act 137 funds was used each year for the Home Improvement Program. While the funding was reduced in 2006 and 2007, the final expenditures reflecting these decreases in CDBG expenditures is reflected in 2007 and then 2008. Please see enclosed spreadsheets taken from the IDIS PR03 reports for further information.

Should you require additional information or have additional questions, please do not hesitate to contact me.

Sincerely,


Lisa E. Signore
Director

LES/lt
Enclosures

FY 2006 PR03

Year	Act Num	Activity Name	Address	MTX	Status	Fund Dt	Funded Thru Amount	Draw In Amount	Balance
2003	1207	HOME IMPROVEMENT PROGRAM	035500	14A	C	12/31/03	\$724,149.22	\$724,149.22	\$0.00
2004	1273	HOME IMPROVEMENT PROGRAM	045500	14A	C	11/12/04	\$674,893.50	\$674,893.50	\$40,259.00
2005	1353	HOME IMPROVEMENT PROGRAM	055500	14A	O	10/28/05	\$715,000.00	\$659,947.38	\$450,296.91
2006	1448	HACB HOME IMPROVEMENT PROGR	065500	14A	O	10/5/06	\$615,000.00	\$268,583.51	\$346,416.49
								\$759,139.42	

FY 2007 PR03

Year	Act Num	Activity Name	Address	MTX	Status	Funded	Draw Thru Amount	Draw In Amount	Balance
2005	1353	HOME IMPROVEMENT PROGRAM	055500	314A	O	\$715,000.00	\$666,361.58	\$6,414.20	\$48,638.42
2006	1448	HACB HOME IMPROVEMENT PROGRA	065500	014A	O	\$615,000.00	\$524,377.30	\$255,793.79	\$90,622.70
2007	1511	HACB HOME IMPROVEMENT PROGRA	75500	3014A	C	\$614,999.50	\$412,806.29	\$412,806.29	\$202,193.21
								675,014.28	

FY 2008 PR03

Year	Act Num	Activity Name	Address	MTX	Status	Fund Dt	Funded	aw Thru Amount	Draw In Amount	Balance
2005	1353	HOME IMPROVEMENT PROGRAM	055500	14A	O	10/28/05	\$715,000.00	\$710,725.98	\$44,364.40	\$4,274.02
2006	1448	HACB HOME IMPROVEMENT PROGRA	065500	14A	O	10/5/06	\$615,000.00	\$564,470.50	\$40,093.20	\$50,529.50
2007	1511	HACB HOME IMPROVEMENT PROGRA	75500 3	14A	C	12/10/07	\$614,999.50	\$614,999.50	\$202,193.21	\$0.00
2008	1563	HACB HOME IMPROVEMENT PROGRA	085500	14A	O	12/18/08	\$641,838.90	\$271,973.50	\$271,973.50	\$369,865.40
									558,624.31	

Year	Act Num	Activity Name	Address	MTX	Status	Fund Dt	Funded	Thru Amount	Draw In Amount	Balance
2003	1207	HOME IMPROVEMENT PROGRAM	035500	314A	C	12/31/2003	\$724,149.22	\$724,149.22	\$0.00	\$0.00
2004	1273	HOME IMPROVEMENT PROGRAM	045500	314A	C	11/12/2004	\$674,893.50	\$674,893.50	\$40,259.00	\$0.00
2005	1367	CD 05-39 EMERGENCY HOME IMPROV	055501	14A	C	10/31/2005	\$76,365.91	\$75,890.91	\$5,201.41	\$475.00
2005	1353	HOME IMPROVEMENT PROGRAM	055500	314A	O	10/28/2005	\$715,000.00	\$659,947.38	\$450,296.91	\$55,052.62
2005	1354	WEATHERIZATION PROGRAM	300 STA	14A	C	10/28/2005	\$50,000.00	\$50,000.00	\$24,823.06	\$0.00
2006	1397	EMERGENCY HOME IMPROVEMENT P	65501	1014A	C	10/5/2006	\$77,572.59	\$72,864.59	\$72,864.59	\$4,708.00
2006	1435	NSTSA SANITARY SEWER PROJECT	64001	IN14A	C	10/5/2006	\$49,949.00	\$0.00	\$0.00	\$49,949.00
2006	1448	HACB HOME IMPROVEMENT PROGR	065500	014A	O	10/5/2006	\$615,000.00	\$268,583.51	\$268,583.51	\$346,416.49
2006	1449	HACB ENERGY CONSERVATION PRO	65502	3314A	C	10/5/2006	\$75,000.00	\$36,750.80	\$36,750.80	\$38,249.20
									\$759,139.42	

FY 2007 PR03

Year	Act Num	Activity Name	Address	MTX	Status	Funded	Draw Thru Amount	Draw In Amount	Balance
2005	1367	CD 05-39 EMERGENCY HOME IMPROV	055501	14A	C	\$76,365.91	\$76,365.91	\$475.00	\$0.00
2005	1353	HOME IMPROVEMENT PROGRAM	055500	314A	O	\$715,000.00	\$666,361.58	\$6,414.20	\$48,638.42
2006	1397	EMERGENCY HOME IMPROVEMENT P	65501	1014A	C	\$77,572.59	\$77,572.59	\$4,708.00	\$0.00
2006	1435	NSTSA SANITARY SEWER PROJECT	64001	IN14A	C	\$49,949.00	\$48,269.00	\$48,269.00	\$1,680.00
2006	1448	HACB HOME IMPROVEMENT PROGRA	065500	014A	O	\$615,000.00	\$524,377.30	\$255,793.79	\$90,622.70
2006	1449	HACB ENERGY CONSERVATION PRO	65502	3314A	C	\$75,000.00	\$75,000.00	\$38,249.20	\$0.00
2007	1511	HACB HOME IMPROVEMENT PROGRA	75500	3014A	C	\$614,999.50	\$412,806.29	\$412,806.29	\$202,193.21
2007	1512	HACB ENERGY CONSERVATION PRO	75502	3014A	O	\$75,000.00	\$1,232.97	\$1,232.97	\$73,767.03
2007	1485	EMERGENCY HOME IMPROVEMENT P	75501	1014A	C	\$74,200.73	\$66,202.00	\$66,202.00	\$7,998.73
								675,014.28	

Year	Act Num	Activity Name	Address	MTX	Status	Fund Dt	Funded	aw Thru	Amount	Draw In Amount	Balance
2005	1353	HOME IMPROVEMENT PROGRAM	055500	14A	O	10/28/2005	\$715,000.00		\$710,725.98	\$44,364.40	\$4,274.02
2006	1435	NSTSA SANITARY SEWER PROJECT	64001 IN	14A	C	10/5/2006	\$49,949.00		\$49,949.00	\$1,680.00	\$0.00
2006	1448	HACB HOME IMPROVEMENT PROGRA	065500	14A	O	10/5/2006	\$615,000.00		\$564,470.50	\$40,093.20	\$50,529.50
2006	1449	HACB ENERGY CONSERVATION PRO	65502 3	14A	C	10/5/2006	\$75,000.00		\$75,000.00	\$0.00	\$0.00
2007	1511	HACB HOME IMPROVEMENT PROGRA	75500 3	14A	C	12/10/2007	\$614,999.50		\$614,999.50	\$202,193.21	\$0.00
2007	1512	HACB ENERGY CONSERVATION PRO	75502 3	14A	O	12/10/2007	\$75,000.00		\$51,730.48	\$50,497.51	\$23,269.52
2007	1485	EMERGENCY HOME IMPROVEMENT P	75501 1	14A	C	11/8/2007	\$74,200.73		\$74,200.73	\$7,998.73	\$0.00
2008	1559	EMERGENCY HOME IMPROVEMENT P	085501	14A	O	12/4/2008	\$85,000.00		\$74,936.30	\$74,936.30	\$10,063.70
2008	1591	HACB Energy Conservation Program	085502	14A	O	1/27/2009	\$75,000.00		\$0.00	\$0.00	\$75,000.00
2008	1563	HACB HOME IMPROVEMENT PROGRA	085500	14A	O	12/18/2008	\$641,838.90		\$271,973.50	\$271,973.50	\$369,865.40
2008	1589	ROCH TWP 52ND SEWER LATERALS	084800	14A	O	4/7/2009	\$15,000.00		\$0.00	\$0.00	\$15,000.00
										558,624.31	



RECEIVED
JAN 12 2010

U. S. Department of Housing and Urban Development
Pittsburgh Field Office
William S. Moorhead Federal Building
1000 Liberty Avenue, Suite 1000
Pittsburgh, PA 15222-4004
JAN 11 2010

Ms. Lisa E. Signore
Director, Community Development
Program of Beaver County
1013 Eighth Avenue
Beaver Falls, PA 15010

Dear Ms. Signore:

SUBJECT: Beaver County, Pennsylvania
CAPER (Consolidated Annual Performance and Evaluation Report)
Program Year Review Letter – September 1, 2008 through August 31, 2009

We have completed an evaluation of the County's overall performance during its 2008 program year, including both the planning and implementation of its CDBG (Community Development Block Grant), HOME, and ESGP (Emergency Shelter Grant Program) assisted activities. The evaluation resulted in a determination that the County is utilizing available resources to achieve its identified long and short term goals for significant change that integrates economic, physical, environmental, community and human development to create a suitable living environment.

This year's Annual Performance Review was based on information generated from HUD's Integrated Disbursement and Information (IDIS) system. The areas covered in our review are presented for your consideration in the enclosed Annual Performance Review. The report includes requests for additional action in the Progress in Economic Development and Progress in Development of Affordable Housing sections of the report. The requested information is to be submitted to our office within thirty days of the date of this letter.

If you have any questions regarding the review, please call Pamela Coll, Public Trust Specialist. She can be reached at (412) 644-5459.

Sincerely,

John E. Tolbert, III
Director, Community Planning
and Development Division

Enclosure

Annual Performance Review - Program Year 2008
Beaver County, Pennsylvania

PROGRESS OF PROJECTS AND ACTIVITIES IN SERVING LOW- AND MODERATE-INCOME PERSONS

The FY 2008 CAPER shows that the cumulative net expenditures subject to the program benefit calculation total \$2,849,407.76. As of August 31, 2009, \$2,463,045.30 or 86.44 percent of the total expenditures were completed for activities benefiting low- and moderate-income persons. As a result, the County is currently in compliance with the 70 percent statutory requirement.

TIMELINESS OF EXPENDITURES

Section 570.902(a)(1) contains the standard to be used in determining whether an entitlement grantee is carrying out its CDBG activities in a timely manner. The standard is sixty days prior to the end of a grantee's program year, the amount of entitlement grant funds available but undisbursed by the U.S. Treasury can be no more than 1.5 times the entitlement grant amount for the current program year. Based on our review of the LOCCS system, on July 1, 2009, the County had a balance of \$5,569,291.68 in its line of credit. The current entitlement was \$3,844,592, which results in the balance representing 1.45 grant years. As a result, the County has met the standard established for determining timeliness of expenditures.

PROGRESS IN NON-HOUSING COMMUNITY DEVELOPMENT

During the 2008 program year, the County disbursed \$1,438,501.45 for 570.201(c) public facilities and improvement activities. The primary activities undertaken in this category included assistance for street and sidewalk improvements, parks and recreational facilities, water and sewer improvements, neighborhood facilities, parking facilities and centers for the disabled. This represents a decrease of \$190,634.54 from that expended during the 2007 program year. We are not requesting information in this regard since overall expenditures also decreased during the program year from that expended in the prior program year. We maintain our determination that the County is addressing its public facilities and improvement needs.

The County also expended CDBG funds totaling \$182,885.72 for public service activities during the 2008 program year. Public service activities included, but were not limited to, services for youth and seniors, and employment training. These expenditures represented 4.44 percent of the total expenditures during the program year. The current expenditure rate compares favorably with the \$163,144.98 expended in this area during the 2007 program year. We have determined that identified public service needs of the County's residents are being addressed, while remaining under the 15 percent public service cap required by the CDBG program regulations.

PROGRESS IN ECONOMIC DEVELOPMENT

In order to complete our review of the County's performance in this area, we downloaded the C04PR23 Summary of Accomplishments Report from IDIS for both the 2008 and 2007 program years. The 2008 report states that the County disbursed CDBG funds totaling \$314,267.54 for economic development activities. Based on matrix codes entered by the County to IDIS, of the amount expended for economic development during 2008, \$258,715.05 was expended for rehabilitation, \$7,500 in direct financial assistance to for-profits was provided, and \$48,052.49 was expended for micro-enterprise assistance.

Page 6 of the CAPER reports that economic development funds were used to rehabilitate 13 buildings and technical assistance and staff support was provided to ten local revitalization organizations. Page 29 states that during the reporting period one low/mod job for the owner of one business was created. It is further stated that the design and environmental review for the Midland KOZ business park which began in the previous reporting period continued during the current year. It is stated that you anticipate resulting job creation in 2013.

We note that during the previous program year \$382,829.97 was expended for rehabilitation and at that time it was stated that 13 properties were rehabilitated. Please confirm the information provided on page 6 of the report which states that during the current program year 13 additional properties were rehabilitated with \$258,715.05 which is \$124,114.92 less than that expended for the same number of properties in the prior program year. Also, during the 2007 program year \$692,510.61 was expended for economic development activities. As stated above, \$314,267.54 was expended during program year 2008 which represents a decrease of \$378,243.07 or 55 percent from that expended during the previous year. Please provide the basis for the decrease in expenditures for economic development activities.

PROGRESS IN DEVELOPMENT OF AFFORDABLE HOUSING

Page 16 of the CAPER states that during the reporting period, a total of 161 affordable housing units were assisted through the County's CDBG, HOME, and Act 137 programs. It is stated that this includes rehabilitation of 45 owner-occupied units under the County's Home Improvement Program, weatherization of 43 owner occupied units, weatherization of 16 renter occupied units, and emergency repair of 40 owner-occupied units. Homebuyer assistance was also provided to 13 households and 4 affordable rental housing units were constructed. The previous year's CAPER reported 144 units as being assisted through the County's housing programs.

We completed a comparison of CDBG disbursements reported on the IDIS generated Summary of Accomplishments for the 2008 program year and accomplishments reported for the 2007 program year. During the 2008 program year, CDBG housing expenditures totaled \$723,469.23 which represents a decrease of \$110,681.22 or 13 percent from the \$834,150.45 expended during the 2007 program year. We note that 2008 program year expenditures were also less than the \$898,779.28 expended during the 2006 program year. Please complete a review of the current status of CDBG funded housing activities and determine whether any

actions are necessary to increase expenditures in this regard. Provide the results of your review to our office.

Page 18 reports that during the reporting period HOME funds were used for completion of the Sisters of St. Joseph project which includes 6 elderly housing units. Acquisition and rehabilitation was also completed of 1001 Eighth Avenue which provides 4 new affordable housing units. HOME funded single family rehabilitation is ongoing for 3 affordable housing units and TBRA assistance was provided to 13 households. It is also stated that 2 first-time homebuyer households were assisted during the program year with ADDI funds.

Although additional information is requested in this area, we have determined that the County continues to address the affordable housing needs of its residents.

ESGP EXPENDITURES

The County received \$171,247 in 2008 ESGP funding. During the program year, the County budgeted ESGP funds for homeless facility operating costs, supportive services and administration. Based on page 25 of the revised CAPER, four agencies were assisted through the ESGP program and of the amounts granted to each with 2008 funds during the reporting period were as follows:

BCCHDO	\$ 35,000.00
Salvation Army	35,097.00
Supportive Services	46,320.00
Women's Center	<u>46,319.00</u>
Total	\$162,736.00

Based on the reporting of expenditures by each group, \$152,323 was expended during the program year from both 2007 and 2008 funding. An additional \$9,702 was expended for administration.

Section 576.35(b) of the Federal regulations requires that ESGP funds be disbursed within 24 months of the date of grant award. The County signed the contract for its 2008 ESGP grant on October 2, 2008. As a result, all 2008 ESGP funds must be expended by October 2, 2010. As of January 11, 2010, the County has expended \$69,673.75 of its 2008 grant and a balance of \$101,573.25 remains unexpended. The report states that projects are monitored monthly by the Project Manager and agencies are required to submit monthly invoices in order to assure compliance with the 24 month expenditure requirement. We will continue to monitor the County's 2008 ESGP expenditure rate and advise of any slippage in this regard.

REPORTING, MONITORING, PROGRAM AUDITS AND SELF EVALUATION

The County's Single Audit for calendar year 2007 was issued during the reporting period. The audit did not contain any findings.

Section 92.502(d)(1) of the Federal regulations requires participating jurisdictions to enter

project completion data to IDIS within 120 days of making a final draw for a HOME funded project. HUD has identified this as an area of concern since a number of grantees have been found in noncompliance with the requirement. The County does not have any current violations in this area and Cathy Smith, Project Manager, continues to be diligent in completion of required entries and assuring that IDIS reflects required grant information for HOME funded activities. We encourage her to continue in these efforts.

OTHER HUD PROGRAM OFFICE CONCLUSIONS

The subject report was provided to other sections within our office for review. The review resulted in the following comments by individual offices:

1. Multifamily Housing Production Branch

It was noted that Beaver County Community Development officials have continually supported the Section 202 and Section 811 programs. Branch staff stated that during the year, multiple conversations were held with development staff on ways to expand housing opportunities in the County. Based on information provided, the branch determined that the plan meets the housing needs of the elderly and persons with disabilities living in Beaver County.

2. FHEO (Fair Housing and Equal Opportunity) Division

The Division did not provide any comments regarding the report.

3. Public Housing Division

The Division advised that it had no comments regarding the report.

OVERALL EVALUATION

Overall, we have determined that the County is progressing in the implementation of its Consolidated Plan and has done a competent job of carrying out its CDBG, HOME, and ESGP activities. The various projects undertaken by the County have been carried out in compliance with applicable program regulations. The County has the continuing capacity to carry out its approved program in a timely manner.

COMMUNITY DEVELOPMENT PROGRAM OF BEAVER COUNTY



December 18, 2009

John E. Tolbert, III, Director
Community, Planning and Development
U.S. Department of H.U.D.
Pittsburgh Area Office, Mid-Atlantic Region
339 Sixth Avenue
Pittsburgh, PA 15222-2515

RE: Beaver County, PA - B-08-UC-42-0102
2008 CAPER Completeness Review

Dear Mr. Tolbert:

This office is in receipt of your letter dated December 7, 2008 regarding your overall view of Beaver County's 2008 CAPER. The complete revised Narrative is enclosed.

1. All references to HACB have been deleted from the response to question 1b in the Narrative providing a breakdown of the CPD formula grant funds spent on grant activities for each goal and objective.
2. Item 1 in the Monitoring section of the Narrative has been revised to state that all subrecipient agreements were formally monitored on an annual basis.
3. a. The narrative was corrected to show that \$152,323 in expenditures were matched.
b. The narrative was corrected to show that the total amount of matching funds was \$1,318,694.
c. The expenditure information by agency was deleted from Item 3 and Item 5 was revised to include the amount of expenditures by type and the list of funding and expenditures by agency.
4. Regarding the Reconciliation of Line of Credit balance included in the Financial Reports tab. A draw was completed on 8-31-09 for \$62,146.39 leaving a balance in the 2007 CDBG grant of \$507,099.10 and a balance in the 2008 CDBG grant

Board of Commissioners
Tony Amadio, Chairman
Joe Spanik
Charles A. Camp

**COMMUNITY DEVELOPMENT
PROGRAM OF
BEAVER COUNTY**

1013 Eighth Avenue
Beaver Falls, PA 15010

724-847-3889
800-339-0984
724-847-3861 FAX
www.cdbg.info

for \$4,351,691.10. Therefore, the Reconciliation of Line of Credit balance is correct in our original submission.

5. The HOME Match Report was incorrectly submitted. The correct HOME Match Report is enclosed.
6. a. Enclosed is an updated accomplishment narrative screens for activity 1193.
b. Enclosed are the updated accomplishment narrative screens for activities 1352, 1362, 1422, 1513, 1526, 1527 and 1532.
c. The consultant's work for activity No. 1562, Beaver County Main Street Network, was complete by the end of the reporting year. However, the final invoice was not paid until after the start of the FY 2009 reporting year. The information has been corrected in IDIS and a copy of the screen is enclosed.
d. Activity No. 1597 CO-OP Low Income Technical Assistance was completed using less funds than were budgeted and the funds were transferred after the close of the reporting year. The information has been corrected in IDIS and a copy of the screen is enclosed.

Should you require additional information or have additional questions, please do not hesitate to contact me.

Sincerely,



Lisa E. Signore
Director

LES/lt

Enclosures

COMMUNITY DEVELOPMENT PROGRAM OF BEAVER COUNTY



November 20, 2009

John E. Tolbert III, Director
Community, Planning and Development
U.S. Department of H.U.D.
Pittsburgh Area Office, Mid-Atlantic Region
339 Sixth Avenue
Pittsburgh, PA 15222-2515

Board of Commissioners
Tony Amadio, Chairman
Joe Spanik
Charles A. Camp

COMMUNITY DEVELOPMENT
PROGRAM OF
BEAVER COUNTY

RE: Submission of Beaver County's FY 2008 CAPER

1013 Eighth Avenue
Beaver Falls, PA 15010


Dear Mr. Tolbert:

724-847-3889
800-339-0984

Enclosed are an original and five copies of Beaver County's FY 2008 CAPER. A compact disc that contains the CPMP files is also included. Should you have any questions or require additional information, do not hesitate to contact me.

724-847-3861 FAX
www.cdbg.info

Sincerely,



Lisa E. Signore
Director

LES/lt

Enclosure



Fourth Program Year CAPER

The CPMP Fourth Consolidated Annual Performance and Evaluation Report includes Narrative Responses to CAPER questions that CDBG, HOME, HOPWA, and ESG grantees must respond to each year in order to be compliant with the Consolidated Planning Regulations. The Executive Summary narratives are optional.

The grantee must submit an updated Financial Summary Report (PR26).

FY 2008 (REVISED)

GENERAL

Executive Summary

This module is optional but encouraged. If you choose to complete it, provide a brief overview that includes major initiatives and highlights that were proposed and executed throughout the first year.

Program Year 4 CAPER Executive Summary response:

Beaver County continues to support activities that will promote personal and economic well-being to our residents and the communities in which they live through the administration of the CDBG, HOME and ESG programs. As the County's designated Community Action Agency, the Community Services Program of Beaver County administers a comprehensive social service program that includes housing, youth programs, domestic violence programs, consumer services, etc. The County also continues to be an active member of the Housing and Homeless Coalition to identify and fill gaps in affordable housing and homelessness.

Beaver County has taken advantage of many of the opportunities afforded through the American Recovery and Reinvestment Act. As a HUD entitlement community, the County was awarded \$1,596,719 for the Homeless Prevention and Rapid Re-Housing Program (HPRP) and \$1,043,769 the Community Development Block Grant-Recovery Program (CDBG-R).

The HPRP funds will be utilized to provide rental and utility assistance and supportive services to individuals facing homelessness. The CDBG-R Program will assist in grocery store development in one or all of three low-income communities that have lost their downtown neighborhood stores in recent years. Both of the programs have been approved by HUD and are now underway at some level.

To complement the entitlement funds through the recovery initiatives, Beaver County has applied for and has been awarded funding through the Pennsylvania Department of Community and Economic Development for the following:

- **2008 Neighborhood Stabilization Program (NSP)\$1,291,682**

This project will infuse funding sources from local municipalities, private organizations and other federal funds to revitalize "tipping point" communities through rehabilitation and new construction of housing for home ownership on properties experiencing foreclosure. The intention of the program is to create 10 new housing units for qualified low-income individuals and families.

- **Community Services Block Grant – Recovery \$629,954**

These funds will be utilized to promote self-sufficiency through financial independence for low-income residents of the County.

- **DCED HPRP \$279,682**

This program will provide additional support services to individuals receiving assistance through the HUD entitlement HPRP program.

General Questions

1. Assessment of the one-year goals and objectives:
 - a. Describe the accomplishments in attaining the goals and objectives for the reporting period.
 - b. Provide a breakdown of the CPD formula grant funds spent on grant activities for each goal and objective.
 - c. If applicable, explain why progress was not made towards meeting the goals and objectives.
2. Describe the manner in which the recipient would change its program as a result of its experiences.
3. Affirmatively Furthering Fair Housing:
 - a. Provide a summary of impediments to fair housing choice.
 - b. Identify actions taken to overcome effects of impediments identified.
4. Describe Other Actions in Strategic Plan or Action Plan taken to address obstacles to meeting underserved needs.
5. Leveraging Resources
 - a. Identify progress in obtaining "other" public and private resources to address needs.
 - b. How Federal resources from HUD leveraged other public and private resources.
 - c. How matching requirements were satisfied.

Program Year 4 CAPER General Questions response:

1. a. All projects are listed in tabs under Completed Projects, Ongoing Projects and Canceled Projects. The objective sheets reflect all of the projects that were completed, ongoing and canceled in FY 2008. 2009 Action Plan information is both in the objectives sheets as well as in the tables. This is because of the inherent design of the CPMP tool.

With regard to privately-owned safe and affordable housing [Objective sheet DH-2(2a)], Beaver County has consistently exceeded its goal. 423 new units were added this year which is an increase of 22%.

The number of homeless people assisted through the County Homeless Management Information System (HMIS) was 1,109 which is an increase of 789 above the number assisted in 2007 and 809 more than the anticipated goal of 300 in FY 2008. Being the third year that the HMIS has been in place, it has been refined to better track the number of people assisted. In addition, agencies were more knowledgeable at using the system. [Objective Sheet DH-1(6a)]

The number of low income persons served by the rodent abatement program was more successful than anticipated. A total of 921 persons were served in FY 2008 which is 621 more than the anticipated goal of 300. [Objective Sheet DH-3(10)]

The number of persons assisted with permanent housing and supportive services was 72 which is 41 more than the anticipated number of 31. These programs have shown growth each year due to continued funding and successful completion by participants allowing new participants to be served. [Objective Sheets DH-3(17) and DH-3(12)]

b. Following is the listing of objectives and outcomes that have been developed from the five-year strategic plan and have been put into the Performance Measurement format. Please see specific sheets under the Objectives tab in this document for associated proposed accomplishments and performance measures. In the narrative, the Community Development project numbers are listed after each objective and outcome. Accomplishments made in FY 2008 are then described in the narrative. Listings of all projects completed, ongoing and canceled during the reporting period are included as tabbed sections in the CAPER document. Only completed projects are reported on the Housing and Community Development Table.

Following are the projects that were ongoing at the end of FY 2008:

To increase or improve the Availability and/or Accessibility of Decent Housing for Low Income Persons (DH-1) (HOME06, HOME07, HOME08, ESG07, ESG08, Act 137, CD065511, CD064001, CD084800) Under this objective and outcome, using \$10,500 in ADDI (HOME 2007) funds and \$123,741 in Act 137 Funds, 13 households were assisted through the First-Time Homebuyer Assistance program. Four units were acquired and

rehabilitated in Baden using \$600,000 in HOME funds. Emergency Shelter Grant (ESG) funding in the amount of \$152,889 assisted 232 homeless persons through the operation and rehabilitation of emergency shelters and 94 persons were assisted with transitional housing.

A total of \$1,680 in CDBG Funds was spent on this objective. One CDBG project that installed waterline laterals in 23 homes of low income people in North Sewickley Township was complete (Matrix Code 14A). One CDBG project to provide telehealth monitors for low income residents to remain in their homes remained underway (Matrix Code 05A). One project providing sanitary sewer laterals to low income households was ongoing (Matrix Code 14A).

To increase the Affordability of Decent Housing for Low Income Persons (DH-2) (HOME06, HOME08, CD065523, CD075516, CD085516) In FY 2008, a total of \$13,899 in CDBG funding and \$59,687 in HOME funding was spent on this objective. In FY 2008, 13 additional low income households were assisted with tenant-based rental assistance through the HOME program (Matrix Code 05S). The HMIS assisted 1109 low income persons in finding affordable housing and services (Matrix Code 05).

To Sustain Decent Affordable Housing for Low Income Persons (DH-3) (CD055500, CD065502, CD065500, CD075500, CD075501, CD075502, CD075505, CD065512, CD085500, CD085501, CD085502, CD085506, HOME 06, HOME 08, ESG07, ESG08) In FY 2008, a total of \$754,890 in CDBG funding was spent on this objective. Under this objective (Matrix Code 14A), 35 homes of low income people were rehabilitated through the Home Improvement program, 31 homes of extremely low income people were weatherized through the Energy Conservation program, and 40 homes of low income people were rehabilitated through the Emergency Home Improvement program. In FY 2008, 1647 people were assisted with security deposits, utility assistance, rental assistance and/or mortgage assistance to prevent homelessness. Tenant-based rental assistance was provided to 13 people at risk of being homeless. With Supportive Housing funds, permanent housing and supportive services were provided for 71 unduplicated homeless persons with disabilities. Beaver County collaborated with 38 private and public agencies to identify and provide for the supportive service needs of public housing residents. The Rodent Control program provided rodent abatement services for low income people in Beaver County (Matrix Code 05).

To increase or improve the Availability and/or Accessibility of Suitable Living Environments for Low Income Persons (SL-1) (CD032201, CD033501, CD042201, CD045517, CD045522, CD050300, CD052600, CD054701, CD060104, CD060301, CD060503, CD060600, CD063502, CD063701, CD064801, CD065506, CD065507, CD070100, CD070104, CD073000, CD073702, CD075300, CD075510, CD075511, CD075512, CD075514, CD080700, CD080501, CD083600, CD085300, CD085510) In FY 2008, a total of \$490,185 in CDBG funds was spent on activities for this objective and outcome. \$42,053 was spent for 2 ongoing handicap accessibility projects and an electronic display system for a school district (Matrix Code 03). Although no expenditure was made, one project to renovate a center for people with disabilities was ongoing (Matrix Code 03B). Although no

expenditure was made, a renovation to a senior center was ongoing (Matrix Code 03A). \$10,811 of CDBG funds was spent to complete one project and continue progress on 3 projects to improve neighborhood facilities and one library (Matrix Code 03E). \$356,492 of CDBG funds was spent to complete 5 park and recreation improvement projects and continue 4 park and recreation facilities improvement projects (Matrix Code 03F). \$22,219 in CDBG funds was spent to complete handicapped accessibility improvements to a parking lot (Matrix Code 03G). In FY 2008, although no expenditure was made, one sewer and waterline project was ongoing (Matrix Code 03J). \$469 was spent on 2 roadway improvement projects (Matrix Code 03K). \$33,594 in CDBG funds was spent on 3 sidewalk improvement projects two of which were completed (matrix Code 03L). \$85,966 of CDBG funds was spent on youth service programs throughout Beaver County which served 168 young persons (Matrix Code 05D). One project that provided a sign for a non-profit business serving youth and young adults was underway in 2008 (Matrix Code 14E).

To increase the Affordability of Suitable Living Environments for Low Income Persons (SL-2). There are no objectives or outcomes identified under this goal.

To Sustain Suitable Living Environments for Low Income Persons (SL-3) (CD023700, CD035515, CD035517, CD040502, CD044701, CD045504, CD045531, CD050203, CD051400, CD051600, CD052400, CD053500, CD053502, CD054500, CD055511, CD060100, CD060101, CD060102, CD060105, CD060106, CD060201, CD060300, CD060400, CD060500, CD060501, CD060502, CD061200, CD061600, CD062200, CD063501, CD063700, CD064500, CD064700, CD064800, CD065200, CD065514, CD065518, CD070101, CD070103, CD070200, CD070201, CD070500, CD070501, CD070502, CD070503, CD072200, CD072600, CD073300, CD073500, CD073502, CD073700, CD073701, CD074800, CD075504, CD075506, CD075517, CD080100, CD080200, CD080201, CD080500, CD081100, CD081200, CD081500, CD081600, CD082200, CD083300, CD083500, CD083700, CD083701, CD084500, CD084700, CD085504, CD085505, CD085511, CD085517) In FY 2008, a total of \$987,608 in CDBG funds was spent on this objective and outcome. Two general public facilities projects were completed and 4 projects were underway using \$28,919 in CDBG funds (Matrix Code 03). Using \$503 in CDBG funds, renovation of one center that serves handicapped people was completed and another renovation was underway (Matrix Code 03B). \$38,230 in CDBG funds was spent on 4 neighborhood facilities improvement projects and 4 library renovations (Matrix Code 03E). \$45,531 was spent to complete 1 park and recreation facility project and 1 ongoing park and recreation facilities improvement projects (Matrix Code 03F). \$114,266 was spent in CDBG funds to complete 2 water and sanitary sewer projects and continue 8 projects (Matrix Code 03J). CDBG funds in the amount of \$398,911 were spent to complete 13 street improvement projects and \$143,541 was spent on 14 ongoing street improvement projects. Two street improvement projects were canceled (Matrix Code 03K). Using \$171,388 in CDBG funds, 2 sidewalk projects were completed and 6 sidewalk projects were ongoing (Matrix Code 03L). \$52,093 in CDBG funds was spent to complete one demolition project and continue 3 demolition projects (Matrix Code 04). \$3,940 was spent to complete 1 project and continue another project to

assist local community organizations in high minority concentration areas (Matrix Code 19C).

To increase or improve the Availability and/or Accessibility of Economic Opportunities for Low Income Persons (EO-1) (CD045509, CD055505, CD085507, CD085508, CD085512) In FY 2008 a total of \$85,670 was spent on this outcome and objective. \$50,000 was spent to complete one employment training services project (Matrix Code 05H). \$31,729 in CDBG funds was spent on 2 microenterprise assistance projects which were ongoing (Matrix Code 18C). In addition, the design and environmental review for the business park in Midland acquired with CDBG funds was ongoing during this reporting year. (Matrix Code 01).

To increase Affordability in Economic Opportunities for Low Income Persons (EO-2) (CD075509) \$7,500 in CDBG funds was spent on one revolving loan for one business (Matrix Code 18A).

To Sustain Economic Opportunities for Low Income Persons (EO-3) (CD075503, CD075515, CD085503, CD085515) \$258,715 in CDBG funds was spent to rehabilitate 13 commercial façades. In addition, \$133,500 in CDBG funds was spent on technical assistance and staff support for ten local revitalization organizations.

To benefit the citizens of Beaver County through planning activities and studies (O-1) (CD052200, CD052201, CD045519, CD045529, CD055504, CD030503, CD040503, CD045526, CD054702, CD035514, CD030202, CD040200, CD040100, CD032500) \$27,838 in CDBG funds was spent to complete 6 planning activities and studies (Matrix Code 20). \$46,082 in CDBG funds was spent on 3 ongoing studies and planning activities (Matrix Code 20).

c. **While Beaver County continues to be generally satisfied with the progress made with regard to the priorities, goals and activities that were developed and included in the five-year plan, the objectives for the fair housing officer did not adequately reflect the requirements of the position. To help redefine those goals and objectives, a new analysis of impediments to fair housing choice was conducted in FY 2007. As a result of this analysis, Beaver County redefined the duties of the Fair Housing Officer. The corresponding performance measurement is listed on Objective/Outcome Sheet DH-3(11b). The new barriers to fair housing choice and action steps are addressed under the Impediments to Fair Housing Choice tab of this document.**

The tenant based rental assistance offered through HOME funds [Objective Sheet DH-3(5)] served 13 people, 6 less than the anticipated number of 19. The number of low-income first-time homebuyers was 10 which is 20 less than the anticipated number of 30. The mortgage foreclosure crisis continues to negatively impact the first-time homebuyer program. Bank activity in the area of higher risk mortgage lending continued to be inadequate, the credit score requirement remained high, and banks no longer offered 100% financed mortgages. [Objective Sheet DH-1(1)].

With regard to public housing goals, HUD's self-sufficiency program has been unsuccessful, having no new participating households in FY 2008 despite a goal of 16. Due to this lack of success, the HACB received approval from HUD for an exemption from this program. [Objective Sheet DH-1(2)].

The construction of affordable rental housing for BCBH customers were underway but not complete during FY 2008, therefore this goal has fallen short by the 10 units anticipated by this project. [Objective Sheet DH-1(3a)]

Because the County received the funding late in the reporting year, two accessible housing projects through PAHP were completed in FY 2008 which is 13 less than the anticipated goal of 15. [Objective Sheet DH-1(8)]

For economic development technical assistance [Matrix Codes 19C and 20 and objective sheet EO-3(2)], in four years, the County has spent \$571,040 which is considerably more than the five-year goal of \$90,000. The growth of the Main Street Center program and its corresponding website development was not anticipated when the five-year plan was written.

For sidewalk improvements [Matrix Code 03L and objective sheet SL-3(5)] only \$269,404 of its goal of \$755,000 has been spent. Three projects which would have normally been funded with CDBG entitlement money were funded through Section 108 Loan, PennDot and DCED funds.

For parking facilities improvements, [Matrix Code 03G and objective sheet SL-1(1)], \$73,551 or 34% of the anticipated four-year amount of \$215,000 was spent on this goal. Fewer requests were made for this type of project than anticipated.

For sewer and waterline improvements, the County spent \$320,025 or 49% of the anticipated four-year amount of \$648,000. Fewer requests were made for these types of projects than anticipated.

For microenterprise assistance, [Matrix Code 18C and objective sheet EO-1(2)] the County has spent \$138,074 or 61% of the anticipated three-year amount of \$225,000. The agency providing the service did not require as much funding as originally anticipated. The County did fund an additional microenterprise program in FY 2008 which increased both spending and the number of participants.

In addition, Beaver County has a total of 91 CDBG projects which have not yet been completed because most projects take two years to complete.

2. Beaver County adjusted its outcomes and objectives for the fair housing program based on an analysis of impediments to fair housing which was completed at the end of the 2007 fiscal year. This will better address Beaver County's current fair housing needs. [Objective sheet DH-3(11b)]

The HACB's Housing Choice Voucher program was suspended due to the lack of interest the program. Therefore the expected and actual numbers for Objective DH-1(2) are being reported as 0.

The County would change the goal associated with the Main Street Program [Objective sheet EO-3(2)] to be increased to \$135,000 per year or \$675,000 over five years.

The five-year goal to improve parking facilities [Matrix Code 03G and objective sheet SL-1(1)] would be decreased by \$180,000 leaving \$90,000.

The five-year goal to provide sewer and waterline improvements would be decreased to one-half the amount or \$405,000.

To reach the five-year goal to provide microenterprise assistance [Matrix Code 18C and objective sheet EO-1(2)] the County would continue to fund two projects.

3. An Analysis of Impediments to Fair Housing Choice was completed at the end of FY 2007 and implemented in FY 2008.

a. Refer to the Impediments to Fair Housing Choice tab for a table that includes the conclusions, potential impediments, effects and planned strategies identified in the Analysis.

b. Refer to the Impediments to Fair Housing Choice tab for the table that identifies actions taken in the current reporting year to overcome the effects of the impediments identified.

The HACB continued to counsel Section 8 tenants as to the location of units outside of areas of poverty or minority concentration and assist them to locate those units. The HACB also markets the Housing Choice Section 8 program to owners outside of areas of poverty or minority concentrations.

4. All of the activities carried out during the reporting period with CDBG, HOME, ESG, and other funds were implemented for the purpose of meeting underserved needs. These activities are described throughout the CAPER document. The work of the Community Development Program of Beaver County is based on the premise that federal and other leveraged funding resources will finance underserved needs. These needs are identified through the Consolidated Planning process. For example, affordable housing activities carried out by the Community Development Program of Beaver County benefit low and moderate income households. These households are targeted for homeownership opportunities because they are unable to secure funding on their own from local lending institutions. This has been identified as an underserved need and is the primary basis for the Community Development Program of Beaver County's activities.

5 a. In addition to CDBG, HOME and ESG funds, Beaver County has been successful in leveraging additional resources to carry out various projects during the reporting period. These resources include:

- The Capital Fund by the HACB**

- **A grant for \$37,880 in Supportive Housing funds to fund the HMIS**
- **Beaver County Community Services Block Grant funds of \$398,499 for anti-poverty and self-sufficiency programming**
- **A grant for \$161,459 in Pennsylvania Homeless Assistance Program funds for case management services, bridge housing and rental assistance**
- **Supportive Work funding in the amount of \$192,832 for a welfare reform initiative employment program. An additional \$142,709 was added to this contract for equipment and software programs for testing and work readiness initiatives**
- **\$100,000 in PA DCED Accessible Housing Program funds to make accessibility improvements to the homes of people with disabilities.**

b. Local banks participated as limited partners in the Beaver County Homebuyers Program Partnership by making equity contributions as a source of interim financing for acquisition for rehabilitation or resale.

c. The county matched its HOME Program expenditures with \$208,108.12 of PA Act 137 funds and \$127,949.94 from Habitat for Humanity, and \$714,799.78 in carryover credit from prior years.

Managing the Process

1. Describe actions taken during the last year to ensure compliance with program and comprehensive planning requirements.

Program Year 4 CAPER Managing the Process response:

1. The Community Development Program retained the responsibility of administering programs covered by the Consolidated Plan through direct project management and through agreements with subrecipients. CDBG funds were utilized to assist the County in achieving the three national objectives of the program. These objectives are to provide decent housing, create a suitable living environment and expand economic opportunities. Effective program delivery is possible only with the assistance of local agencies and nonprofit organizations that provide insight into the needs of residents. The County continued to utilize the HUD performance measurement system. It has also used additional measurements that the HUD system did not provide so that each of the activities accomplished by the County can be appropriately measured. Subrecipients included Geneva College, Beaver County Corporation for Economic Development, Starting Gate, The HACB, Housing Opportunities of Beaver County, Job Training for Beaver County, The Beaver Falls Youth Network and the Minority Coalition of Beaver County. In addition, through contact with and monitoring by the HUD Pittsburgh Regional Field Office, the Community Development Program of Beaver County was assisted in ensuring compliance with requirements.

Attendance by the Community Development Program staff at trainings and workshops also helped to enable the Community Development Program of Beaver County to better manage the programs and projects that it oversees. Because the nonprofits are vital partners for the delivery of services and programs to County residents, these organizations are an important part of the Community Development Program of Beaver County's delivery network. During the reporting period, the Community Development Program of Beaver County worked closely with these organizations which also work together, seek guidance from each other and from a valuable network of resources for the County. Please refer to the MBE WBE Reports for CDBG and HOME tab for the MBE and WBE Performance reports, which include the MBE and WBE businesses that the Community Development Program contracted with this year.

Citizen Participation

1. Provide a summary of citizen comments.
2. In addition, the performance report provided to citizens must identify the Federal funds made available for furthering the objectives of the Consolidated Plan. For each formula grant program, the grantee shall identify the total amount of funds available (including estimated program income), the total amount of funds committed during the reporting period, the total amount expended during the reporting period, and the geographic distribution and location of expenditures. Jurisdictions are encouraged to include maps in describing the geographic distribution and location of investment (including areas of minority concentration). The geographic distribution and expenditure requirement may also be satisfied by specifying the census tracts where expenditures were concentrated.

*Please note that Citizen Comments and Responses may be included as additional files within the CPMP Tool.

Program Year 4 CAPER Citizen Participation response:

1. ***No Citizen comments were received. Refer to the Proof of Public Display Notice tab for the newspaper ad.***
2. ***For a report of the total number of CDBG funds available, committed and expended during the reporting period, please refer to the Financial Reports PR26 & Supplement tab of this document. During the reporting period, the total number of funds available for the HOME program was \$1,037,009. The amount of \$923,730 in HOME funds was committed and \$1,024,680 was expended. During the reporting period, the total number of funds available for the ESG program was \$1,753,151. The amount of \$162,747 in ESG funds was committed and \$162,612 was expended. Please refer to the Geographic Distribution Tables tab in this document for the geographic distribution of funds for the CDBG, HOME and ESG programs.***

Institutional Structure

1. Describe actions taken during the last year to overcome gaps in institutional structures and enhance coordination.

Program Year 4 CAPER Institutional Structure response:

1. ***During the reporting period, the County continued 3 activities designed to fill gaps that were identified as needing to be addressed in order to meet the expectations of the program.***

The County continued its contract with a consultant to perform construction management on significant rehabilitation and new construction projects funded all or in part by the HOME Program. The consultant provided any of the following services, as requested and/or deemed appropriate by the County:

- ***Economic feasibility analysis***
- ***Site selections***
- ***Budget estimates***
- ***Overall project administration***
- ***Design phase coordination and review***
- ***Comprehensive scheduling-design and construction***
- ***Constructability reviews***
- ***Contractor bidding/selection***
- ***Construction coordination and inspection***
- ***Cost control***
- ***Agency liaison to the project***

The County continued its contract with a Housing Specialist/Fair Housing Officer to provide the following services:

As a Housing Specialist:

- ***Serve as the chairperson of the Housing and Homeless Coalition of Beaver County***
- ***Serve as the liaison to agencies, schools, churches, municipalities, community groups and individuals regarding housing and homeless issues***
- ***Oversee, in cooperation with the Executive Board of the Housing and Homeless Coalition of Beaver County, the County's continuum of care process, including the submission of funding applications***
- ***Work with the County HMIS to coordinate efforts regarding the HMIS process***
- ***Perform educational and informational symposiums, as appropriate regarding community awareness of housing issues***
- ***Work with groups that are interested in developing homeless shelters and homeless support services***
- ***Identify strengths and weaknesses of the service provision system in addressing homeless and housing issues, working***

toward advancing communications, streamlining efforts and, advocating for necessary changes and funding solutions

As Fair Housing Officer:

- **Serve as the County's designated Fair Housing Officer**
- **Educate and inform residents, municipalities, housing providers, social service providers, providers of legal services and housing support agencies regarding fair housing regulations**
- **Develop a database of rental properties and landlords in Beaver County**
- **Organize ongoing audit testing of rental properties throughout Beaver County, ensuring that landlords are renting in compliance with Fair Housing laws.**
- **Respond to questions and complaints from residents, finding reasonable resolutions to the issues**
- **Work to assure compliance with and seek guidance from:**
 - **HUD Section 504 regulations**
 - **Pennsylvania Commission on Human Relations**
 - **National Fair Housing Alliance**
 - **Federal Fair Housing Act**
- **Work with other regional fair housing agencies for the provision of services to residents outside the scope of work expected from the County for this position**

As HPRP Specialist, the Housing Specialist, assumed additional duties including:

- **Develop Requests for Proposals (RFPs) for the positions of Case Management Consultant, Housing Options Consultant and Legal Services Consultant**
- **Review the proposals for the positions of Case Management Consultant, Housing Options Consultant and Legal Services Consultant**
- **Assist the staff of Community Development with interviews of prospective consultants**
- **Coordinate meetings of the HPRP Team**
- **Help develop the HPRP assessment tool, in compliance with HUD's HPRP eligibility**
- **Work with HPRP sub-grantees to develop a smooth system of service delivery and reporting**
- **Ensure that the HMIS is prepared to provide required quarterly reports to HUD**
- **Oversee HPRP data reporting and quality**
- **Oversee motel voucher program**
- **Provide a monthly report to the Community Development Office.**

In order to take a more active role in the successes of minority-owned business enterprises and/or women-owned business enterprises (MBEs/WBEs), the County has made a commitment to promoting involvement in funded activities and other contract opportunities, and

providing educated guidance to parties who are interested in becoming certified MBEs/WBEs.

During the reporting period, the County has accomplished the following:

- **Sent staff member to state MBE/WBE training**
- **Scheduled and attended meetings with board and leaders of the Minority Coalition and the County Commissioners**

Monitoring

1. Describe how and the frequency with which you monitored your activities.
2. Describe the results of your monitoring including any improvements.
3. Self Evaluation
 - a. Describe the effect programs have in solving neighborhood and community problems.
 - b. Describe progress in meeting priority needs and specific objectives and help make community's vision of the future a reality.
 - c. Describe how you provided decent housing and a suitable living environment and expanded economic opportunity principally for low and moderate-income persons.
 - d. Indicate any activities falling behind schedule.
 - e. Describe how activities and strategies made an impact on identified needs.
 - f. Identify indicators that would best describe the results.
 - g. Identify barriers that had a negative impact on fulfilling the strategies and overall vision.
 - h. Identify whether major goals are on target and discuss reasons for those that are not on target.
 - i. Identify any adjustments or improvements to strategies and activities that might meet your needs more effectively.

Program Year 4 CAPER Monitoring response:

1. The Community Development Program of Beaver County (CDP) kept records on its progress toward meeting the consolidated plan goals and on the statutory and regulatory compliance of each activity. For each activity authorized under the National Affordable Housing Act, the CDP used fiscal and management procedures that ensured program compliance, funds accountability and complete and accurate reporting to HUD. These programs are subject to the Single Audit Act. Similar procedures were followed for non-CDBG funded projects. The County was proactive in reassigning program funds as they became available. Beaver County continued to utilize the performance measurement system including the outcomes, indicators and accomplishments developed by HUD to monitor the productivity of its program. Subrecipient agreements were managed on an ongoing basis and were formally monitored on an annual basis.

2. All subrecipient projects were monitored and found to be in compliance with the requirements. In addition, the Project Managers reported on the progress of each project on a monthly or more frequent basis which resulted in projects being completed more expediently. The Fiscal Coordinator generated monthly financial reports that were reviewed by the Director and assisted in ensuring the timeliness of the expenditure of funds, the reprogramming of funds and the compliance with expenditure caps. In addition, to ensure the timeliness of expenditures, the Community Development Program conducted 6-month budget reviews of expenditures on projects, reviewed monthly IDIS and other financial reports, and examined projections based on active projects. To ensure that accomplishments are reported in a timely fashion, project data was updated in IDIS on a quarterly basis and IDIS data clean-ups were completed.

3. a. A substantial part or 86.44% of the program funding went directly to activities benefiting low income persons. These activities work to help to solve neighborhood and community problems through making suitable living environments, decent housing and economic opportunity available, accessible, affordable and sustainable for individuals, households and communities that are of low and moderate income. These projects helped their communities be better places for low and moderate income people in which to live.

b. The CDP of Beaver County made progress in meeting its highest priority needs and working toward its five year goals. Refer to the Housing and Community Development Table for accomplishments toward these goals. Please refer to the narrative General Questions Section under 1 a. and b. for a narrative of these accomplishments.

c. Please refer to the General Questions Section of this document for a narrative of these accomplishments.

d. There were no activities that fell behind schedule.

e. The impact that activities made on identified needs are listed in the Housing and Community Development Table and in the narrative General Questions Section of this document.

f. The indicators that the CDP used to best describe the results included the number of low and moderate income people or households benefited, the number of public facilities improved, the number of businesses assisted, the number of jobs created and the number of studies completed.

g. The greatest barrier that had a negative impact on Beaver County meeting its goals was the lack of necessary financial resources for non-homeless housing needs. Despite this lack of resources, Beaver County continued its strategy of identifying sites that are physically suitable for the development of affordable housing and, where economically feasible, provided such sites with the necessary public infrastructure. The County also pursued economic development activities that would produce jobs. However, because of the time that it takes to develop business parks, no jobs have been created yet. The County pursued activities that enable low-income residents to obtain affordable housing and continued to provide

homeownership and rehabilitation assistance programs that benefit low moderate income households. The County continues to encourage private investment as a match to public investment, so that it may maximize the opportunities provided through the entitlement funds.

h. Beaver County's goals continue to be on target for most activities' goal performance. Refer to the General Questions section of this document for information that identifies whether major goals are on target and a discussion of reasons for those that are not on target. For additional information on housing goals please refer to 1. under the Specific Housing Objectives in this document.

i. Refer to the General Questions section of this document for information that identifies any adjustments or improvement to strategies and activities that might meet Beaver County's needs more effectively.

Lead-based Paint

1. Describe actions taken during the last year to evaluate and reduce lead-based paint hazards.

Program Year 4 CAPER Lead-based Paint response:

1. To continue compliance with federal requirements, the County identified categories of residents to be assisted, housing activities to be undertaken, and the programs and resources in support of those activities. As a result of Beaver County's training efforts, at least four contractors are certified as supervisors. Training continued on an as needed basis. The County secured the services of a certified firm to perform risk assessment, inspections and clearance testing on applicable properties. During the reporting period, 360 units were tested for lead-based paint before work began, with 13 of those units testing positive for lead-based paint. A certified contractor removed the lead-based paint before rehabilitation work began in the affected units.

HOUSING

Housing Needs

*Please also refer to the Housing Needs Table in the Needs.xls workbook.

1. Describe Actions taken during the last year to foster and maintain affordable housing.

Program Year 4 CAPER Housing Needs response:

1. Beaver County continued its successful housing rehabilitation initiatives. By offering opportunities for rehabilitation of older housing

units owned or rented by low income households, the County was able to assist in the maintenance of affordable housing units and the preservation of neighborhoods. It is an important effort given the limited development of affordable housing units. Rehabilitation also assisted the elderly and disabled in making their homes adaptable to their special needs.

A total of 161 affordable housing units were rehabilitated or created through the County's CDBG, HOME and ACT 137 programs during the reporting period. Forty-five owner-occupied units rehabilitated through the Home Improvement Program. Forty-three owner-occupied units were weatherized and 16 renter-occupied units were weatherized. Forty owner-occupied units received emergency repairs. Eleven low-income households (0%-80% MFI) and 2 non-low income households (80%-100% MFI) received homebuyer assistance to purchase their own homes. Four affordable rental housing units were constructed.

Beaver County continued to solicit proposals from qualified Community Housing Development Organizations (CHDO) and from private developers to develop new rental housing opportunities for low income households. During the reporting period one CHDO application was submitted to the County from Beaver Falls Youth Network, Inc. At the end of the reporting period this application was in the process of certification review.

Specific Housing Objectives

1. Evaluate progress in meeting specific objective of providing affordable housing, including the number of extremely low-income, low-income, and moderate-income renter and owner households comparing actual accomplishments with proposed goals during the reporting period.
2. Evaluate progress in providing affordable housing that meets the Section 215 definition of affordable housing for rental and owner households comparing actual accomplishments with proposed goals during the reporting period.
3. Describe efforts to address "worst-case" housing needs and housing needs of persons with disabilities.

Program Year 4 CAPER Specific Housing Objectives response:

1. The total breakdown by household income is described in the Housing Needs Tables of this document. The breakdown for each program by household income is contained in the decent housing objective sheets included in this document under the Objectives tab. Please refer to #1 of the General Questions section of this document for information on the County's progress in meeting specific objectives pertaining to providing affordable housing.

2. The County created a total of 1,369 Section 215 rental housing opportunities which is 473 greater than the goal of 896. Of all the rental opportunities, 35 were created through the CDBG and HOME funded programs. Eight-hundred fourteen (814) were created through public housing rehabilitation and 525 were created through the Housing Choice Voucher Program. The County created a total of 161 Section 215 owner

housing opportunities which is 27 more than the goal of 134. All of the owner housing opportunities were created through the CDBG, HOME, ADDI and Act 137 funded programs. Please refer to #1 of the General Questions section of this document for information on the County's progress in meeting specific objectives pertaining to Section 215 housing opportunities.

3. The "worst-case" housing needs continue to be housing for young adult males and females (Ages 18-25) with co-occurring disorders, such as drug and alcohol with mental health issues. These are typically "hard to place" individuals who have failed in other programs and who have "burned bridges" with public housing and other affordable housing programs. Beaver County's Continuum of Care has supported the application of Supportive Services, Inc. through the 2008 Supportive Housing Program to provide tenant-based rental assistance which would assist this population. Unfortunately, this project was not funded. In FY 2008, Beaver County's Continuum of Care submitted an application and received funding for Supportive Housing funds for renewal of a project to assist 8 persons with "worst-case" housing needs.

Beaver County administered the Homeless Assistance Program funded through the Pennsylvania Department of Public Welfare. Through this program \$161,459 was spent to assist 3255 homeless and near-homeless persons with emergency shelter, transitional housing, rental assistance, utility arrearage assistance and other supportive services. In addition 376 persons were assisted through the Emergency Shelter Grant program where \$162,170 in ESG funds were used to fund supportive services, operations for shelters, homeless prevention, and financial assistance to avoid homelessness.

Public Housing Strategy

1. Describe actions taken during the last year to improve public housing and resident initiatives.

Program Year 4 CAPER Public Housing Strategy response:

1. The HACB completed renovations on 850 units. To facilitate the identification of necessary renovation work at its public housing communities, the HACB worked closely with its tenant councils. Tenant councils met on a regular basis at each complex. Tenant council representatives were invited to attend Resident Advisory Board meetings at the Housing Authority's main office to provide input on issues related to public housing.

In addition, through the ARRA, the HACB was awarded \$5,200,000 in funding to make the new public housing development, Stephen Phillips Homes LEED certified through an Energy Performance Contract. In addition, the HACB received \$693,000 in competitive ARRA funds to complete the construction of four handicapped accessible apartments at the Sheffield Towers development.

Barriers to Affordable Housing

1. Describe actions taken during the last year to eliminate barriers to affordable housing.

Program Year 4 CAPER Barriers to Affordable Housing response:

- 1. Please refer to the Barriers to Affordable Housing Tab of this document for this information.**

HOME/ American Dream Down Payment Initiative (ADDI)

1. Assessment of Relationship of HOME Funds to Goals and Objectives
 - a. Evaluate progress made toward meeting goals for providing affordable housing using HOME funds, including the number and types of households served.
2. HOME Match Report
 - a. Use HOME Match Report HUD-40107-A to report on match contributions for the period covered by the Consolidated Plan program year.
3. HOME MBE and WBE Report
 - a. Use Part III of HUD Form 40107 to report contracts and subcontracts with Minority Business Enterprises (MBEs) and Women's Business Enterprises (WBEs).
4. Assessments
 - a. Detail results of on-site inspections of rental housing.
 - b. Describe the HOME jurisdiction's affirmative marketing actions.
 - c. Describe outreach to minority and women owned businesses.

Program Year 4 CAPER HOME/ADDI response:

1.a. 1020 State Street in Baden (Sisters of St. Joseph project) was completed with a total of \$600,000 in HOME 2004, 2006 and 2007 funds, all of which was spent in FY 2008. This project consisted of 6 units to house the elderly. The acquisition and rehabilitation of 1001 Eighth Avenue in Beaver Falls was completed with a total of \$37,724 of HOME 2004 funds which provides 4 newly rehabilitated affordable housing units, 2 of which were occupied by very low income households (<30% MFI) and 02 that are occupied by low income households (30% to 50% MFI). The rehabilitation of single family homes using \$241,546 in HOME 2008 funds in Aliquippa, Ambridge and Beaver Falls began during the reporting year which when completed will provide 3 affordable units. In FY 2008, \$59,687 was utilized to assist 13 households with tenant-based rental assistance 9 of which were very low income households (< 30% MFI), and 4 of which were low income households (30% to 50% MFI). \$10,500 in ADDI funds was spent in FY 2008 to assist 2 low-moderate income first time homebuyer households

(50% to 80% MFI), and \$123,741 in Act 137 funds was spend to assist 11 additional first time homebuyer households.

2.a. Refer to the HOME Match Report tab for this document..

3.a. The HOME MBE and WBE Report is attached under the MBE WBE Reports for CDBG and HOME tab of this document.

4.a. Affordable units were inspected during the reporting period by the Housing Coordinator for the CDP. All properties met Minimum Housing Quality Standards (HQS) and provided safe, affordable, quality rental housing. Copies of the inspection reports are maintained on file in the offices of the Community Development Program. The following HOME-funded rental housing properties were inspected during the reporting year:

- Autumnwood
- Whipple Court
- Beaver Village
- Alum Ridge Apartments
- 1001 Eighth Avenue, Beaver Falls
- Freedom School

b. In accordance with Beaver County's commitment to non-discrimination and equal opportunity in housing, the County has established procedures to affirmatively market housing units rehabilitated or assisted under the HOME Investment Partnerships Program. These procedures are intended to further the objectives of Title VIII of the Civil Rights Act of 1968 and Executive Order 11063. Beaver County believes that individuals of similar economic levels in the same housing market area should have a similar range of housing choices available to them regardless of their race, color, religion, sex, familial status, handicap, or national origin. Individuals eligible for public housing assistance or individuals who have minor children should also have a similar range of housing choices available to them. Beaver County implemented this policy through affirmative marketing procedures designed for the HOME Investment Partnerships Program. All participants in the HOME program must agree in writing to abide by the County's Affirmative Marketing Policy. The Affirmative Marketing Policy becomes part of the loan agreement that is signed by the owner of a rental project. CHDOs' and other subrecipients' agreements specify the Affirmative Marketing Procedures that must be followed. Under the ADDI program, Housing Opportunities, the organization that conducts the First-Time Homebuyer program, and the HACB distributed brochures describing the program to residents, tenants, and families that were potentially eligible. Brochures were also given to lending institutions for distribution.

c. Beaver County continues to work with WBE and MBE developers, consultants and contractors in the HOME program whenever possible. Beaver County's HOME and ADDI minority outreach efforts are included under the MBE WBE Reports CDBG and HOME tab of this document.

HOMELESS

Homeless Needs

*Please also refer to the Homeless Needs Table in the Needs.xls workbook.

1. Identify actions taken to address needs of homeless persons.
2. Identify actions to help homeless persons make the transition to permanent housing and independent living.
3. Identify new Federal resources obtained from Homeless SuperNOFA.

Program Year 4 CAPER Homeless Needs response:

1. Beaver County continues to support efforts to address homeless issues by providing assistance to human service agencies through the Emergency Shelter Grant Program, the PA Homeless Assistance Program, and the PA Act 137 Housing Trust Fund. Homeless issues are addressed on a case-by-case basis to serve needs specific to the individual or family.

The County funds a homeless helpline that operates 24 hours a day, seven days a week. The hotline offers referrals specific to the individual caller's needs.

The County employs a database system of tracking housing requests for homeless and near homeless individuals. The HMIS was instituted to better track homelessness. In FY 2008, 1,109 people were assisted through the HMIS program.

2. In 2008, Friendship Homes continued a permanent housing program for homeless individuals and families, provided on a countywide, scattered site basis. The program, managed by the local Salvation Army, continues to expand. Currently Friendship Homes operates 12 units with a total of 34 beds. Program participants are admitted with an emergency homeless need. Participants work with a case manager to identify issues that are keeping them from obtaining self-sufficiency. While in the program, the individual receives services in the identified areas of need, such as employment training, family relationships, daily living skills, budgeting, drug and alcohol counseling and/or mental health services. Although Friendship Homes is structured as a permanent housing program, the ultimate goal of the program is to assist the individuals to reach their goal of achieving independence as a private renter or homeowner. In addition, the Housing Specialist attended training from National City Bank regarding its Family Savings Accounts program, which provides extensive financial planning to low income families who participate in its program.

The County also continued to support permanent housing for homeless through programs operated by Supportive Services and Harbor Point Housing.

The County Housing Specialist worked closely with the State Hospital Oversight Panel of Beaver County Behavioral Health to successfully

transition residents of Mayview State Hospital to permanent supportive housing. The hospital closed in December 2008.

3. During FY 2008 Beaver County continued its formal HMIS system. The system "went live" in FY 2006 and is the current countywide database. Unfortunately, because of the confidentiality regulations the system is unable to share "real time" information and will not eliminate the duplication of counts of some homeless. The system does provide valuable information regarding vacancies and available services. The system also allows the County to generate reports that will assist in determining successes and identifying service or program needs. In FY 2008, a total of \$1,036,069 was awarded through the Homeless SuperNOFA to continue the following programs:

- HACB awarded \$37,880 for HMIS to continue the formal HMIS system**
- Harbor Point Housing awarded \$82,564 for the Freedom Project which provides housing and supportive services to individuals with mental health disabilities and families with a member who has a mental health disability**
- Supportive Services, Inc. awarded \$175,561 for Melrose Place which provides housing and supportive services for elderly persons with mental health disabilities**
- Supportive Services, Inc. awarded \$391,422 for Stone Harbour which provides housing and supportive services for people with a mental health and a drug or alcohol diagnosis being released from jail**
- Supportive Services, Inc. awarded \$164,430 for its Young Consumers program which provides housing and supportive services to people age 18-25 with mental health disabilities**
- The Salvation Army was awarded \$184,212 for its Friendship Homes program which provides permanent housing with supportive services to homeless individuals and families on a countywide, scattered site basis.**

Specific Homeless Prevention Elements

1. Identify actions taken to prevent homelessness.

Program Year 4 CAPER Specific Housing Prevention Elements response:

1. The County has made great efforts in the area of homeless prevention. The Homeless Helpline is currently managed by CONTACT Beaver Valley and is a 24 hour a day, seven day a week telephone helpline that is staffed to receive calls and make appropriate housing referrals through the use of the County's Homeless Resource Directory. The homeless resource directory was uploaded to a countywide database that is being used by social service agencies that assist the homeless. Twice a year

the County updates and distributes a laminated emergency resource card with current contacts for housing, food, crisis and behavioral health needs.

The HMIS system continued to work with housing and service providers. The participating providers received training throughout the year to correct data quality issues.

The County continued to provide funding through state Homeless Assistance Program sources for homeless prevention through a rental assistance program. This program also provided assistance for utility and mortgage payment arrearages and down payment and security deposit costs.

The County Office of Veterans Affairs continued to provide support, including collaboration with the Pittsburgh area Vietnam Veterans Leadership Program that provides resources to veterans relating to homeless issues.

The HUD mandated Point in Time survey was completed on January 28, 2009. In addition a summer outreach survey was conducted on September 2, 2009 to assess unsheltered homeless.

The Housing Specialist worked closely with the Census Bureau in Beaver County to assist in counting homeless in the 2010 census. A representative of the Pittsburgh regional Census Bureau was invited to make a presentation to the Housing and Homeless Coalition in the Spring of 2009. 35 people attended this meeting and received information on the upcoming census.

The Housing and Homeless Coalition has expanded its membership to include representation from adjacent counties, Allegheny, Lawrence and Butler in order to share information and resources as well as identify gaps in services. Representatives from Southwestern PA Legal Services, Allegheny Department of Health and Human Services and Southwestern PA Aids Planning Coalition attend monthly meetings of the Coalition.

Emergency Shelter Grants (ESG)

1. Identify actions to address emergency shelter and transitional housing needs of homeless individuals and families (including significant subpopulations such as those living on the streets).
2. Assessment of Relationship of ESG Funds to Goals and Objectives
 - a. Evaluate progress made in using ESG funds to address homeless and homeless prevention needs, goals, and specific objectives established in the Consolidated Plan.
 - b. Detail how ESG projects are related to implementation of comprehensive homeless planning strategy, including the number and types of individuals and persons in households served with ESG funds.
3. Matching Resources

- a. Provide specific sources and amounts of new funding used to meet match as required by 42 USC 11375(a)(1), including cash resources, grants, and staff salaries, as well as in-kind contributions such as the value of a building or lease, donated materials, or volunteer time.
4. State Method of Distribution
 - a. States must describe their method of distribution and how it rated and selected its local government agencies and private nonprofit organizations acting as subrecipients.
5. Activity and Beneficiary Data
 - a. Completion of attached Emergency Shelter Grant Program Performance Chart or other reports showing ESGP expenditures by type of activity. Also describe any problems in collecting, reporting, and evaluating the reliability of this information.
 - b. Homeless Discharge Coordination
 - i. As part of the government developing and implementing a homeless discharge coordination policy, ESG homeless prevention funds may be used to assist very-low income individuals and families at risk of becoming homeless after being released from publicly funded institutions such as health care facilities, foster care or other youth facilities, or corrections institutions or programs.
 - c. Explain how your government is instituting a homeless discharge coordination policy, and how ESG homeless prevention funds are being used in this effort.

Program Year 4 CAPER ESG response:

1. During the reporting period, Beaver County used its annual Emergency Shelter Grants (ESG) fund allocation to help address various homeless issues in the County. The County budgeted ESG funds for homeless facility operating costs and supportive services. There were no specific plans to open any new emergency shelters. The County's focus was the implementation of strategies to assist homeless individuals and families through the provision of transitional housing opportunities.

Beaver County continued to invest its ESG entitlement in a timely manner. To ensure timeliness expenditure of funds, these projects are monitored monthly by the project manager. In addition, the ESG application process is completed and contracts awarded within 10 months of the award to the County so that funds can be expended prior to the deadline. The projects are proceeding in a reasonable manner and it is expected that all funds will be expended with the 24 month period.

The very limited funding resources received by the County were distributed to several local non-profit organizations that have demonstrated excellent administrative capacity. In addition to providing assistance to homeless families and individuals through these organizations, the County also establishes a priority for assisting those who are at risk of becoming homeless. These families and individuals are typically provided financial assistance to pay for rent and utilities in order to remain in their current homes. Preventing homelessness in these situations can often require fewer financial resources in the long-term.

2. a. These activities address the objective of making decent housing accessible and/or affordable to low moderate income persons. Through non-profit organizations and other public agencies, Beaver County spent \$162,612 in ESG funds to provide assistance to the homeless population and those at risk of becoming homeless. One thousand one-hundred thirty-five (1,135) homeless persons were provided case management. This number increased from 802 in FY 2006 due to better reporting and increased need. Refer to Outcome Sheets under the Objectives tab for further information.

To ensure that all ESG funds are expended within the 24-month period required by Federal regulation, all projects are monitored monthly by the project manager; and agencies are required to submit monthly invoices. In addition, the ESG application process is completed and contracts awarded within 10 months of the award to the County so that funds can be expended prior to the deadline.

b. Two-hundred thirty-two (232) people in extremely low income households (<30% MFI) were provided emergency shelter and 94 people with extremely low income were provided transitional housing.

3. A total of \$152,323 in ESG program expenditures was matched with a total of \$1,318,694 in other grant funds, fundraising and donated goods. The following matching funds or in-kind services were secured for the ESG program expenditures during the reporting period. No volunteer service hours were used as match during the reporting period.

- ESG expenditures were matched by Beaver County Community Housing Development Organization, Inc. (BCCHDO) with \$13,000 from a golf outing and \$500 in a cash donation was received from Koppel Steel.**

- ESG expenditures were matched by Supportive Services Inc. with \$783,888 in funding from the local MH/MR office and donations of bakery goods worth approximately \$104,000 from a local grocery store chain.**

- ESG expenditures were matched by the Salvation Army with \$10,000 in operating funds provided by the Beaver Falls Office of the Salvation Army.**

- ESG expenditures by the Women's Center of Beaver County were matched with \$290,552 in Pennsylvania Coalition Against Domestic Violence funds, \$35,500 in United Way funds, \$58,004 in funds from Beaver County Children and Youth Services, \$7,750 from Drug and Alcohol Services and \$15,500 from Federal Emergency Management Agency funds.**

4. Beaver County is not a state entity therefore this item is not applicable.

5. a. Beaver County spent \$152,323 on shelter operations that served 396 people and \$9,702 on ESG administration. No funds were spent on essential services. There were no problems in collecting, reporting or evaluating the reliability of this data.

The County granted and expended its ESG funds on shelter operations as follows:

- **Beaver County Community Housing Development Organization, Inc. (BCCHDO) was granted \$35,000 (ESG 08) on May 14, 2009 and expended a total of \$36,062 (ESG 07, ESG 08) during the reporting period.**
- **Supportive Services, Inc. was granted \$46,320 (ESG 08) on May 14, 2009 and expended \$50,575 (ESG 07, ESG 08) during the reporting period.**
- **The Salvation Army was awarded a grant of \$11,629 (ESG 08) on June 25, 2009 for supportive services. On June 25, 2009 the Salvation Army was awarded \$23,468 (ESG 08) for a matching grant for their Supportive Housing project. The total expenditure by the Salvation Army in FY 2008 was \$21,609 (ESG 07, ESG 08).**
- **The Women's Center was awarded was awarded \$46,319 (ESG 08) and expended \$44,077 (ESG 07, ESG 08) in FY 2008.**

b. i. Homeless Discharge Coordination. No ESG funds are used specifically for discharge coordination.

c. Formal discharge planning protocol has been implemented through the County's Continuum of Care process in the areas of foster care, health care, mental health and corrections. No ESG funds are used specifically in this effort.

COMMUNITY DEVELOPMENT

Community Development

*Please also refer to the Community Development Table in the Needs.xls workbook.

1. Assessment of Relationship of CDBG Funds to Goals and Objectives
 - a. Assess use of CDBG funds in relation to the priorities, needs, goals, and specific objectives in the Consolidated Plan, particularly the highest priority activities.
 - b. Evaluate progress made toward meeting goals for providing affordable housing using CDBG funds, including the number and types of households served.
 - c. Indicate the extent to which CDBG funds were used for activities that benefited extremely low-income, low-income, and moderate-income persons.
2. Changes in Program Objectives
 - a. Identify the nature of and the reasons for any changes in program objectives and how the jurisdiction would change its program as a result of its experiences.
3. Assessment of Efforts in Carrying Out Planned Actions
 - a. Indicate how grantee pursued all resources indicated in the Consolidated Plan.

- b. Indicate how grantee provided certifications of consistency in a fair and impartial manner.
 - c. Indicate how grantee did not hinder Consolidated Plan implementation by action or willful inaction.
4. For Funds Not Used for National Objectives
 - a. Indicate how use of CDBG funds did not meet national objectives.
 - b. Indicate how did not comply with overall benefit certification.
 5. Anti-displacement and Relocation – for activities that involve acquisition, rehabilitation or demolition of occupied real property
 - a. Describe steps actually taken to minimize the amount of displacement resulting from the CDBG-assisted activities.
 - b. Describe steps taken to identify households, businesses, farms or nonprofit organizations who occupied properties subject to the Uniform Relocation Act or Section 104(d) of the Housing and Community Development Act of 1974, as amended, and whether or not they were displaced, and the nature of their needs and preferences.
 - c. Describe steps taken to ensure the timely issuance of information notices to displaced households, businesses, farms, or nonprofit organizations.
 6. Low/Mod Job Activities – for economic development activities undertaken where jobs were made available but not taken by low- or moderate-income persons
 - a. Describe actions taken by grantee and businesses to ensure first consideration was or will be given to low/mod persons.
 - b. List by job title of all the permanent jobs created/retained and those that were made available to low/mod persons.
 - c. If any of jobs claimed as being available to low/mod persons require special skill, work experience, or education, provide a description of steps being taken or that will be taken to provide such skills, experience, or education.
 7. Low/Mod Limited Clientele Activities – for activities not falling within one of the categories of presumed limited clientele low and moderate income benefit
 - a. Describe how the nature, location, or other information demonstrates the activities benefit a limited clientele at least 51% of whom are low- and moderate-income.
 8. Program income received
 - a. Detail the amount of program income reported that was returned to each individual revolving fund, e.g., housing rehabilitation, economic development, or other type of revolving fund.
 - b. Detail the amount repaid on each float-funded activity.
 - c. Detail all other loan repayments broken down by the categories of housing rehabilitation, economic development, or other.
 - d. Detail the amount of income received from the sale of property by parcel.
 9. Prior period adjustments – where reimbursement was made this reporting period for expenditures (made in previous reporting periods) that have been disallowed, provide the following information:
 - a. The activity name and number as shown in IDIS;
 - b. The program year(s) in which the expenditure(s) for the disallowed activity(ies) was reported;
 - c. The amount returned to line-of-credit or program account; and

- d. Total amount to be reimbursed and the time period over which the reimbursement is to be made, if the reimbursement is made with multi-year payments.
10. Loans and other receivables
 - a. List the principal balance for each float-funded activity outstanding as of the end of the reporting period and the date(s) by which the funds are expected to be received.
 - b. List the total number of other loans outstanding and the principal balance owed as of the end of the reporting period.
 - c. List separately the total number of outstanding loans that are deferred or forgivable, the principal balance owed as of the end of the reporting period, and the terms of the deferral or forgiveness.
 - d. Detail the total number and amount of loans made with CDBG funds that have gone into default and for which the balance was forgiven or written off during the reporting period.
 - e. Provide a List of the parcels of property owned by the grantee or its subrecipients that have been acquired or improved using CDBG funds and that are available for sale as of the end of the reporting period.
 11. Lump sum agreements
 - a. Provide the name of the financial institution.
 - b. Provide the date the funds were deposited.
 - c. Provide the date the use of funds commenced.
 - d. Provide the percentage of funds disbursed within 180 days of deposit in the institution.
 12. Housing Rehabilitation – for each type of rehabilitation program for which projects/units were reported as completed during the program year
 - a. Identify the type of program and number of projects/units completed for each program.
 - b. Provide the total CDBG funds involved in the program.
 - c. Detail other public and private funds involved in the project.
 13. Neighborhood Revitalization Strategies – for grantees that have HUD-approved neighborhood revitalization strategies
 - a. Describe progress against benchmarks for the program year. For grantees with Federally-designated EZs or ECs that received HUD approval for a neighborhood revitalization strategy, reports that are required as part of the EZ/EC process shall suffice for purposes of reporting progress.

Program Year 4 CAPER Community Development response:

1. a. Please see the Completed Projects tab of this document for a list of completed projects and the narrative in the General Questions section above. Please refer to the tab labeled Ongoing Projects of this document for a list of ongoing projects. Canceled projects are listed in the Canceled Projects Tab. Please see the tab labeled Objectives for the Objective and Outcome sheets which include all projects. The highest priority activities were Public Facilities and Improvements projects (including Parks, Recreational Facilities, Parking Facilities, Flood Drain Improvements, Water/Sewer Improvements, Street Improvements, and Sidewalks), Acquisition, Clearance, Public Services, Youth Services, Employment

Training, Rehabilitation of Single Unit Residences, Rehabilitation of publicly or Privately-Owned Commercial/Industrial buildings, Non-Residential Historic Preservation, Commercial/Industrial Infrastructure and Development, Economic Development Technical Assistance, Planning Activities, General Program Administration and Fair Housing Activities. The amount of \$4,163,895 or 99.25% of \$4,195,291 in CDBG funds spent during the reporting period was expended on the highest priority projects in Beaver County.

b. Through the Emergency Home Improvement Program, repairs were made to:

- 7 elderly (2 persons with either person 62 years old or over) 3 small (2 persons, neither person 62 years old or over, or 3 or 4 persons) and 2 large (more than 4 persons) owner households with incomes less than 30% of Median Family Income**
- 12 elderly, 6 small and 4 large owner households with incomes between 30% and 50% of the Median Family Income**
- 3 elderly, 2 small and 1 large owner households with incomes between 50% and 80% of the Median Family Income**

Through the Weatherization program, energy efficiency improvements were made to:

- 15 elderly, 13 small, 2 large and 13 disabled owner households with incomes less than 30% of Median Family Income**
- 2 elderly, 8 small, 1 large and 5 disabled renter households with incomes less than 30% of Median Family Income**

Through the Home Improvement Program repairs were made to:

- 4 elderly, 3 small and no large and 5 disabled owner households with incomes less than 30% of Median Family Income**
- 3 elderly, 2 small and 7 large and 6 disabled owner households with incomes between 30% and 50% of the Median Family Income**
- 6 elderly, 7 small and 2 large owner households with incomes between 50% and 80% of the Median Family Income.**

The repairs to these homes allowed decent affordable housing to be sustained for these families.

c. A total of \$2,463,045 in CDBG funds or 86.44% was expended on activities that benefited extremely low-income, low-income, and moderate-income persons in Beaver County. Please refer to the Financial Reports PR26 & Supplement tab for more information.

2. a. No changes in program objectives were made in FY 2008

3. a. Beaver County made an application and received the federal entitlement funds as listed in the Consolidated Plan. It was granted \$3,844,592 in CDBG funds, \$783,741 in HOME funds, \$5,473 in ADDI funds, and \$171,247 in ESG funds. Beaver County received \$1,036,069 in Supportive Housing Program funding, \$1,596,710 in Homeless Prevention and Rapid Re-Housing Program funding, and \$1,043,769 in CDBG-Recovery funding. The following funds were applied for and/or received from the state of Pennsylvania:

- PA Department of Public Welfare Homeless Assistance Program funds in the amount of \$161,459**
- Supported Work Program funds in the amount of \$355,541**
- Community Services Block Grant Program in the amount of \$365,993**

Local funding consisted of \$206,455 in Act 137 Affordable Housing funds.

b. The County issues Certifications of Consistency with the Consolidated Plan for HUD programs in a fair and impartial manner. The projects are reviewed in relationship to the goals and objectives of the Consolidated Plan. In addition, the County provides certifications to those entities submitting applications to HUD so that applications can be submitted in a timely manner. During the reporting period, the County certified the consistency of the Annual Agency Plan of the HACB for Fiscal Year 2010. In addition, the County certified the consistency of the Supportive Housing Program Application which included the Stone Harbour, The Freedom Project, Melrose Place, Young Consumers and Friendship Homes programs as well as the HACB's TBRA and HMIS programs. The County certified the consistency for a 25 unit elderly housing plan in Hopewell Township and for a Rural Fair Housing Initiative through Southwester PA Legal Services. The County also wrote a letter of support for the "Montour Trail" through Beaver County.

c. The County continued its implementation of the Consolidated Plan. The activities implemented were a part of the Consolidated Plan and were determined through the Citizen Participation process as well as through the application process. Beaver County did not hinder implementation of the Consolidated Plan by action or willful inaction.

4. a. All funds were used to meet national objectives.

b. During the reporting period, the expenditures complied with overall benefit certification.

5. a. b. and c. No activities undertaken during the reporting period resulted in resident displacement.

6. a. b. and c. During this reporting period, a total of \$420,644 in CDBG funds was spent on economic development activities. One low/mod job for the owner of one business was created through one loan for \$7500 through the revolving loan program (Activity 1501). As a requirement of the program, qualified applicants are low-income persons who are starting or

expanding their microenterprises. The design and environmental review for the Midland KOZ business park (Activity Nos. 1266 and 1339) continued in this reporting year and it is anticipated that jobs will be created in 2013 when the business park is completed. \$48,052 was spent to provide technical assistance to 102 low income people who own or are starting microenterprises (Activity Nos. 1449, 1567 and 1597). During the reporting period \$258,715 was spent on 13 commercial façade rehabilitation projects (Activity Nos. 1537, 1546, 1592 and 1593).

7. a. All non-presumed low-moderate clientele activities require proof of income and all beneficiaries are determined to be in the low-moderate income ranges.

8. a. b. c. and d. Please refer to the Financial Reports PR26 & Supplement tab of this document.

9. a. b. c. and d. There were no activities that were disallowed during this period.

10. a. b. c. and d. Please refer to the Financial Reports PR26 & Supplement tab of this document.

e. There are no parcels of property owned by Beaver County or its subrecipients that have been acquired or improved using CDBG funds and are available for sale as of the end of this reporting period.

11. a. b. c. and d. No Lump Sum Agreements were made during the reporting period.

12. a. Through the Emergency Home Improvement Program, emergency repairs were made to 40 owner units. Through the Weatherization program, energy efficiency improvements were made to 43 owner units and 16 renter units. Through the Home Improvement Program repairs were made to 45 owner units.

b. A total of \$713,790 in CDBG funds was spent for housing rehabilitation.

c. No other public or private funds were used for these activities.

13. The U.S. Department of Housing and Urban development (HUD) has approved Neighborhood Revitalization Strategy Area (NRSA) submissions from both the City of Aliquippa and the City of Beaver Falls. In accordance with HUD requirements, the progress of the approved NRSA is reported on by reference and linkages with the Consolidated plan as noted below.

Aliquippa Neighborhood Revitalization Strategy:

Housing

The City of Aliquippa will seek to have additional owner-occupied homes rehabilitated through beaver County's Home Improvement Program. During the reporting period 8 homes were rehabilitated in the City of Aliquippa through the Home Improvement Program.

The City of Aliquippa will pursue its goal of increased homeownership via the Housing Authority of Beaver County Homeownership Program. Beaver County Act 137 funds will be used in conjunction with Housing Authority funds, Federal Home Loan Bank funds and equity from a limited partnership to stimulate homeownership in Aliquippa. These programs expect to assist households in Beaver County in FY 2008 via pre-purchase and post-purchase counseling, down payment/closing cost assistance and appraisal gap subsidies. Residents of Aliquippa are referred to the First Time Homebuyer Program.

The Consolidated Plan includes \$50,000 for one project for spot demolition/clearance projects of structures throughout the city. Removal of vacant dilapidated structures will eliminate blighting influences and potential safety hazards, thereby improving the quality of life for area residents. \$22,577 was spent during the reporting year on 2 ongoing clearance activities.

Economic Development

The Consolidated Plan contains \$135,000 for Main Street planning to assist ten county business districts. The Aliquippa Franklin Avenue Development Committee participates in Beaver County's Main Street Network in revitalizing the City's Central Business District (CBD) and making it a more economically viable business district. In FY 2008, Aliquippa participated in the County's Main Street Network program.

The Consolidated Plan contains \$350,000 for façade improvements in 10 county business districts. The Aliquippa Franklin Avenue Development Committee participates in Beaver County's Façade Improvement Program. In FY 2008, 1 Façade renovation project was completed in Aliquippa. The Franklin Avenue Development Committee also participated in Beaver County's Architectural Conceptual Design Program.

Infrastructure

The Consolidated Plan includes \$50,000 for improvement of one sewer repair project in the City of Aliquippa. In FY 2008, two street improvement projects were completed. A total of \$95,725 in CDBG funds was spent on road improvement projects. \$22,983 was spent on two ongoing sewer improvement projects. \$26,793 was spent on the completion of one and the continuation of 3 neighborhood facilities development or improvement projects.

Supportive Services

The County's Consolidated Plan includes \$171,247 to support non-profit organizations that provide emergency housing to homeless individuals and families, help prevent homelessness and eviction, provide transitional housing or create permanent housing. These organizations include the Women's Center, Supportive Services and Beaver County Community Housing Development Organization, Inc. Clients of these non-profit agencies include the city of Aliquippa residents. In FY 2008, \$152,889 in ESG funds was spent on these activities.

Beaver Falls Neighborhood Revitalization Strategy

Housing

Based on past participation levels, the City of Beaver Falls can expect to have additional owner-occupied homes rehabilitated through Beaver County's Home Improvement Program. During the reporting period, 4 single family homes were rehabilitated through the Home Improvement Program.

The City of Beaver Falls will pursue its goal of increased homeownership via the Beaver County Housing Authority's Homeownership Program. Beaver County Act 137 funds will be used in conjunction with Housing Authority funds, Federal Home Loan Bank funds and equity from a limited partnership to stimulate homeownership in Beaver Falls. These programs expect to assist households in Beaver County in FY 2008 via pre-purchase and post-purchase counseling, down payment/closing cost assistance and appraisal gap subsidies. In FY 2008, residents of Beaver Falls were referred to the First Time Homebuyer Program.

Economic Development

The Consolidated Plan contains \$135,000 for Main Street planning to assist ten county business districts. The Beaver Falls Business District Authority participates in Beaver County's Main Street Network in revitalizing the City's Central Business District (CBD) and making it a more economically viable business district. In FY 2008, Beaver Falls received services through the County's Main Street Network program.

The Consolidated Plan contains \$350,000 for façade improvements in 10 county business districts. The Beaver Falls Business District Authority participates in Beaver County's Façade Improvement Program. In FY 2008, 1 façade renovation project was completed in Beaver Falls. The Beaver Falls Business District Authority also participates in Beaver County's Architectural Conceptual Design Program.

Infrastructure

The Consolidated Plan includes \$75,000 for street improvements in the City of Beaver Falls. A portion of this will be used to repave 3 streets in the city's target Housing Improvement Area. These improvements will address poor street conditions in this area, improve the quality of life for area residents, and support housing development in the target area. In FY 2008, 3 street improvement projects were completed and 3 were underway in the

City of Beaver Falls. A total of \$78,005 in CDBG funds was spent on these projects.

Supportive Services

The County's Consolidated Plan includes \$171,247 to support non-profit organizations that provide emergency housing to homeless individuals and families, help prevent homelessness and eviction, provide transitional housing or create permanent housing. These organizations include the Women's Center, Supportive Services and Beaver County Community Housing Development Organization, Inc. Many of the clients of these non-profit agencies live in the Beaver Falls area. In FY 2008, \$152,889 in ESG funds was spent on these activities.

Antipoverty Strategy

1. Describe actions taken during the last year to reduce the number of persons living below the poverty level.

Program Year 4 CAPER Antipoverty Strategy response:

1. **Beaver County, through the Community Services Program, is committed to supporting projects that have an impact on the causes of poverty in our communities and to work toward a holistic approach at combining efforts to promote and facilitate self-sufficiency.**

The County has utilized \$365,933 of the Community Services Block Grant to fund 6 services under a subcontract with 12 providers and to conduct administration of the program. The projects and/or services meet locally determined needs relevant to low income individuals/families and vulnerable population groups such as children, individuals with developmental disabilities, elderly, and persons with mental illness.

A list of the services for which funding was provided and the targeted populations that were served is as follows:

Self-Sufficiency

Beaver County Head Start (\$32,599 serving 180 individuals) This project engages a minimum of 30 "high risk" families in Beaver County in a process of problem solving using a "mentoring" model of intensive case management including counseling and development of an individual Family Service Plan. The "mentor"/social worker will remain involved with each family 3 months on average or longer as needed, identifying short and long term objectives with the families and educate them about community resources, advocating for themselves, and developing problem solving skills to meet future problems with strengthened personal skills.

Education

Beaver County Head Start (\$17,201 serving 1,200 individuals)
"Project Start" provides drug, alcohol and violence abuse lessons in a classroom setting to low income children and their parents or guardians.

Emergency Services

The Women's Center of Beaver County (\$27,184 serving 177 individuals) "Sexual Assault/Domestic Violence Outreach Prevention Education" program provides education services to individuals from the community that are low income and/or a high risk for abuse and to current victims of abuse who have sought the center for help.

Contact Beaver Valley (\$26,186 serving 8,000 individuals) provides a telephone helpline, crisis intervention service and reassurance program staffed by trained volunteers who respond confidentially to human need 24 hours per day.

Employment

Beaver County Rehabilitation Center, Inc. (\$36,691 serving 35 individuals) provides employment training from initial assessment to competitive placement to low income individuals with disabilities. The program also provides training for individuals to upgrade their current employment status.

Income Management

The Alliance for Consumer Protection (\$19,995 serving 350 individuals) provides consumer services to the client group including consumer credit counseling, budgeting and money management strategies, payment plans for debts, consumer education on making contracts, complaint-mediation, and consumer education about securing credit and loans.

Linkages

Big Brothers/Big Sisters of Beaver County (\$44,568 serving 225 individuals) provides services, transportation to training programs, education field trips and one-to-one mentors to disadvantaged youth who are not currently being served through the traditional Big Brothers / Big Sisters Program. The program also provides training and supervision to adult volunteers who will serve as mentors to the children.

Franklin Center (\$54,360 serving 1135 individuals) provides for basic human needs to low-income/working poor in Beaver County. Provision is made for medical equipment, clothing, furniture, appliances, Christmas gifts, rent/utility assistance and referral to other support agencies.

Neighborhood Legal Services Association (\$28,757 serving 225 individuals) provides service to high priority cases and to individual's participating in consumer clinics. The consumer clinic provides a means of training clients to assist them in resolving consumer problems such as debt collection and harassment. Free legal representation is made available for those whose problems progress to court proceedings.

Homemaker Home Health Services of Beaver County, Inc. (\$36,712 serving 35 individuals) Caregiver Relief Program provides a weekly respite to caregivers of low income residents with disabilities. The respite service is offered to the caregivers, free of charge, to provide time away from their responsibilities.

Aliquippa Alliance for Unity and Development (\$24,803 serving 1500 individuals) Outreach and Referral Service provides assistance to low income individuals in accessing information regarding energy assistance, community based workshops, job listings in cooperation with the Beaver County Job Center, and other social services programs.

Housing

Habitat for Humanity (\$24,445 serving 35 individuals) is a non-profit, self-help housing program that enables low-income persons to obtain housing. The program is designed to assist eligible persons to become self-sufficient through skills development and home ownership. Partner families are required to donate 500 (250 hours if single adult head of household) hours of "sweat equity" in their home and in other partner families' homes.

The Community Services Program of Beaver County also administers additional programs as follows:

Supported Work Program through a subcontract arrangement with the Beaver County Rehabilitation Center. The project has been very successful to date in assisting in the attainment of competitive employment for 90% of its referrals.

Homeless Assistance Program through subcontracts that are made with local social services.

NON-HOMELESS SPECIAL NEEDS

Non-homeless Special Needs

*Please also refer to the Non-homeless Special Needs Table in the Needs.xls workbook.

1. Identify actions taken to address special needs of persons that are not homeless but require supportive housing, (including persons with HIV/AIDS and their families).

Program Year 4 CAPER Non-homeless Special Needs response:

1. The Beaver County Community Development Program provided Pennsylvania Accessible Housing grant funding to assist in the rehabilitation of 15 housing units which benefited persons with disabilities during the reporting period.

The HACB continued to implement its Section 504 Assessment recommendations. With an overall goal of making 5% of the public housing stock accessible to persons with disabilities, the Housing Authority received approval for its Section 504 plan from HUD in March 2005. Construction or renovation of 15 units was completed in FY 2008 to meet Uniform Federal Accessibility Standards (UFAS) to bring the total of accessible units to 93. In addition, the HACB provided supportive services through 3 caseworkers who assisted 125 elderly residents with disabilities to remain in their residences.

Lutheran Village, a Section 202 funded project which will provide 35 affordable housing units for the elderly in Chippewa was complete at the end of FY 2008. In addition, construction began on Westfield Towers, a Section 202 funded project which will provide 40 affordable housing units for the elderly in Hopewell. Passavant Homes, through a Section 811 funded project, completed 9 additional units for people with disabilities in Aliquippa. Passavant Homes, through Section 811 funded projects, also began construction on units in Beaver, Monaca, Chippewa and Rochester.

The County continued providing CDBG assistance to the OVR New Hire Program. This program provides funding for administration of job training and placement services to persons with disabilities. During the reporting period 6 disabled adults were placed in jobs.

A total of \$35,096 was spent on 8 public facility improvements for handicapped accessibility. Two projects were completed and 6 were underway in FY 2008.

Twenty-nine low income homeowners with disabilities were assisted through the County's Weatherization and Home Improvement Programs.

Specific HOPWA Objectives

*Please also refer to the HOPWA Table in the Needs.xls workbook.

1. Overall Assessment of Relationship of HOPWA Funds to Goals and Objectives
Grantees should demonstrate through the CAPER and related IDIS reports the progress they are making at accomplishing identified goals and objectives with HOPWA funding. Grantees should demonstrate:
 - a. That progress is being made toward meeting the HOPWA goal for providing affordable housing using HOPWA funds and other resources for persons with HIV/AIDS and their families through a comprehensive community plan;
 - b. That community-wide HIV/AIDS housing strategies are meeting HUD's national goal of increasing the availability of decent, safe, and affordable housing for low-income persons living with HIV/AIDS;

- c. That community partnerships between State and local governments and community-based non-profits are creating models and innovative strategies to serve the housing and related supportive service needs of persons living with HIV/AIDS and their families;
 - d. That through community-wide strategies Federal, State, local, and other resources are matched with HOPWA funding to create comprehensive housing strategies;
 - e. That community strategies produce and support actual units of housing for persons living with HIV/AIDS; and finally,
 - f. That community strategies identify and supply related supportive services in conjunction with housing to ensure the needs of persons living with HIV/AIDS and their families are met.
2. This should be accomplished by providing an executive summary (1-5 pages) that includes:
- a. Grantee Narrative
 - i. Grantee and Community Overview
 - (1) A brief description of your organization, the area of service, the name of each project sponsor and a broad overview of the range/type of housing activities and related services
 - (2) How grant management oversight of project sponsor activities is conducted and how project sponsors are selected
 - (3) A description of the local jurisdiction, its need, and the estimated number of persons living with HIV/AIDS
 - (4) A brief description of the planning and public consultations involved in the use of HOPWA funds including reference to any appropriate planning document or advisory body
 - (5) What other resources were used in conjunction with HOPWA funded activities, including cash resources and in-kind contributions, such as the value of services or materials provided by volunteers or by other individuals or organizations
 - (6) Collaborative efforts with related programs including coordination and planning with clients, advocates, Ryan White CARE Act planning bodies, AIDS Drug Assistance Programs, homeless assistance programs, or other efforts that assist persons living with HIV/AIDS and their families.
 - ii. Project Accomplishment Overview
 - (1) A brief summary of all housing activities broken down by three types: emergency or short-term rent, mortgage or utility payments to prevent homelessness; rental assistance; facility based housing, including development cost, operating cost for those facilities and community residences
 - (2) The number of units of housing which have been created through acquisition, rehabilitation, or new construction since 1993 with any HOPWA funds
 - (3) A brief description of any unique supportive service or other service delivery models or efforts
 - (4) Any other accomplishments recognized in your community due to the use of HOPWA funds, including any projects in developmental stages that are not operational.
 - iii. Barriers or Trends Overview

- (1) Describe any barriers encountered, actions in response to barriers, and recommendations for program improvement
 - (2) Trends you expect your community to face in meeting the needs of persons with HIV/AIDS, and
 - (3) Any other information you feel may be important as you look at providing services to persons with HIV/AIDS in the next 5-10 years
- b. Accomplishment Data
- i. Completion of CAPER Performance Chart 1 of Actual Performance in the provision of housing (Table II-1 to be submitted with CAPER).
 - ii. Completion of CAPER Performance Chart 2 of Comparison to Planned Housing Actions (Table II-2 to be submitted with CAPER).

Program Year 4 CAPER Specific HOPWA Objectives response:

Beaver County was not a participant in the HOPWA program during the reporting period.

OTHER NARRATIVE

Include any CAPER information that was not covered by narratives in any other section.

Program Year 4 CAPER Other Narrative response:

Section 108 Accomplishments: The Section 108 Loan projects included streetscapes in Ambridge, New Brighton and Midland. At the end of FY 2007 the Ambridge Streetscape was complete benefiting 7682 people, 4382 of whom were low income. In FY 2008 both the New Brighton Streetscape and the Midland Streetscape were under construction. Please refer to the Section 108 Loan Report tab for additional information.

Part 1 Participant Identification			Match Contribution for Federal Fiscal Year (YYYY) 2008
1. Participant No. (assigned by HUD) M-UC-08-04-0504	2. Name of Participating Jurisdiction Beaver County, Pennsylvania		3. Name of Contact (person completing this report) Cathy Smith
5. Street Address of the Participating Jurisdiction 1013 Eighth Avenue			4. Contact's Phone Number (include area code) 724-847-3889
6. City Beaver Falls	7. State Pennsylvania	8. Zip Code 15010	

Part II Fiscal Year Summary		
1. Excess Match from prior Federal fiscal year	714,799.78	
2. Match contributed during current Federal fiscal year (see Part III.9.)	336,058.06	
3. Total Match available for current Federal Fiscal year (line 1 + line 2)		1,050,857.84
4. Match liability for current Federal fiscal year		228,858.74
5. Excess match carried over to next Federal fiscal year (line 3 minus line 4)		821,999.10

Part III Match Contribution for the Federal Fiscal Year						7. Site Preparation, Construction Materials, Donated labor			8. Bond Financing	9. Total Match
1. Project No. or Other ID	2. Date of Contribution (mm/dd/yyyy)	3. Cash (non-Federal Sources)	4. Foregone Taxes, Fees, Charges	5. Appraised Land/Real Property	6. Required Infrastructure					
1st Time Homebuyer	10/8/2008	5,000.00							5,000.00	
Homeless Officer	10/15/2008	3,330.00							3,330.00	
94 Jenny St. Habitat	10/28/2008	500.00							500.00	
921 13th St Habitat	11/1/2008	1,100.00							1,100.00	
921 13th St Habitat	11/1/2008	200.00							200.00	
1st Time Homebuyer	11/12/2008	4,999.70							4,999.70	
Homeless Officer	11/8/2008	3,330.00							3,330.00	
Homeless Officer	12/10/2008	3,330.00							3,330.00	
Homeless Officer	1/15/2009	3,330.00							3,330.00	
921 13th St Habitat	1/20/2009	300.00							300.00	
921 13th St Habitat	1/20/2009	350.00							350.00	
921 13th St Habitat	1/20/2009	300.00							300.00	
1st Time Homebuyer	1/21/2009	8,500.00							8,500.00	
921 13th St Habitat	2/10/2009	750.00							750.00	
921 13th St Habitat	2/15/2009	3,000.00							3,000.00	
921 13th St Habitat	2/15/2009	500.00							500.00	
Homeless Officer	2/25/2009	3,330.00							3,330.00	
921 13th St Habitat	3/9/2009	759.00							759.00	
921 13th St Habitat	3/9/2009	379.00							379.00	
921 13th St Habitat	3/15/2009	150.00							150.00	
921 13th St Habitat	3/15/2009	50.00							50.00	

HOME Watch Report

U.S. Department of Housing and Urban Development
Office of Community Planning and Development

OMB Approval No. 9-0171
(exp. 1/2007)

Name of the Participating Jurisdiction							Federal Fiscal Year (yyyy)
Beaver County, Pennsylvania							2008
Homeless Officer	3/18/2009	3,330.00					3,330.00
1st Time Homebuyer	4/1/2009	5,000.00					5,000.00
TBRA	4/7/2009	3,608.24					3,608.24
TBRA	4/22/2009	8,908.00					8,908.00
TBRA	4/29/2009	183.00					183.00
1st Time Homebuyer	4/29/2009	4,000.00					4,000.00
Homeless Officer	4/29/2009	3,330.00					3,330.00
1st Time Homebuyer	5/6/2009	10,000.00					10,000.00
TBRA	5/6/2009	3,160.00					3,160.00
Homeless Officer	5/13/2009	3,330.00					3,330.00
TBRA	5/20/2009	8,504.00					8,504.00
1st Time Homebuyer	5/26/2009	31,843.72					31,843.72
TBRA	6/10/2009	481.72					481.72
Homeless Officer	6/17/2009	3,333.00					3,333.00
1st Time Homebuyer	6/17/2009	8,711.71					8,711.71
TBRA	6/17/2009	4,388.00					4,388.00
1st Time Homebuyer	6/17/2009	4,000.00					4,000.00
94 Jenny St Habitat	6/17/2009	95.00					95.00
TBRA	6/24/2009	689.12					689.12
94 Jenny St Habitat	6/29/2009	759.00					759.00
94 Jenny St Habitat	6/29/2009	379.00					379.00
TBRA	6/30/2009	3,578.40					3,578.40
1st Time Homebuyer	6/30/2009	4,000.00					4,000.00
94 Jenny St Habitat	7/8/2009	150.00					150.00
94 Jenny St Habitat	7/10/2009	750.00					750.00
TBRA	7/14/2009	41.50					41.50
TBRA	7/14/2009	4,153.60					4,153.60
Homeless Officer	7/14/2009	3,333.00					3,333.00
TBRA	7/23/2009	4,768.00					4,768.00
30 Bridge St Hab	8/2/2009	240.00					240.00
30 Bridge St Hab	8/8/2009	240.00					240.00
94 Jenny St Habitat	8/10/2009	3,000.00					3,000.00
94 Jenny St Habitat	8/10/2009	500.00					500.00
TBRA	8/12/2009	786.35					786.35
TBRA	8/12/2009	1,005.46					1,005.46
94 Jenny St Habitat	8/15/2009	50.00					50.00
94 Jenny St Habitat	8/17/2009	60.00					60.00
Homeless Officer	8/19/2009	3,333.00					3,333.00
1st Time Homebuyer	8/19/2009	4,800.00					4,800.00

HOM Match Report

U.S. Department of Housing and Urban Development
Office of Community Planning and Development

OMB Approval No. 9-0171
(exp. 1/2007)

Name of the Participating Jurisdiction							Federal Fiscal Year (yyyy)
Beaver County, Pennsylvania							2008
1st Time Homebuyer	9/2/2009	4,800.00					4,800.00
TBRA	9/2/2009	41.50					41.50
94 Jenny St Habitat	9/2/2009	200.00					200.00
1st Time Homebuyer	9/9/2009	9,518.04					9,518.04
Homeless Officer	9/23/2009	3,333.00					3,333.00
1st Time Homebuyer	9/23/2009	4,800.00					4,800.00
1st Time Homebuyer	9/23/2009	9,000.00					9,000.00
94 Jenny St Habitat	9/28/2009	675.00					675.00
94 Jenny St Habitat	4/15/2009	50,000.00					50,000.00
128 Maplewood Hab	6/9/2009	12,000.00					12,000.00
30 Bridge St Hab	6/11/2009	8,500.00					8,500.00
931 13th St Hab	4/7/2009	10,000.00					10,000.00
30 Bridge St Hab	9/30/2009	8,440.00					8,440.00
921 13th St Hab	9/30/2009	12,940.00					12,940.00
94 Jenny St Habitat	9/30/2009	7,270.00					7,270.00
128 Maplewood Hab	9/30/2009	8,230.00					8,230.00
TOTAL		336,058.06					336,058.06

User ID: C29213
User Role:
 Grantee
Organization:
 BEAVER COUNTY
 - Logout

Projects/Activities	Funding/Drawdown	Grant	Grantee/PJ	Admin	Reports
-------------------------------------	----------------------------------	-----------------------	----------------------------	-----------------------	-------------------------

Activity

Add CDBG Accomplishment Detail (Page 1)

03 - Public Facilities and Improvement (General)

Activity
 - Add
 - Search

| |

Project
 - Add
 - Search
 - Copy

* Indicates Required Field

Grantee/PJ Activity ID: CD035515 1	Activity Name: CCBC CAMPUS FACILITIES RENOVATIONS	Program Year/IDIS Project ID: 2003/58
IDIS Activity ID: 1193	Activity Owner: BEAVER COUNTY, PA	Project Title: CD 03-14 Campus Facilities Renovations Phase I
National Objective: LMA		

Utilities
 - Home
 - Data Downloads
 - Print Page
 - Help

*Accomplishments for Program Year: (tip)

Links
 - PDF Viewer
 - Support
 - CPD Home
 - RAMPS
 - HUD Home

Accomplishment Narrative: (maximum 4000 characters)

Retainage held by College for labor compliance documentation.

*Accomplishments

Accomplishment Type	Proposed Units
1 - People (General)	<input type="text" value="2510"/>

| |

Session Timeout

User ID: C29213
User Role:
 Grantee
Organization:
 BEAVER COUNTY

[- Logout](#)

Projects/Activities	Funding/Drawdown	Grant	Grantee/PJ	Admin	Reports
-------------------------------------	----------------------------------	-----------------------	----------------------------	-----------------------	-------------------------

Activity

Add CDBG Accomplishment Detail (Page 1)

03K - Street Improvements

Activity
[- Add](#)
[- Search](#)

[Save](#) | [Save and Continue](#) | [Cancel](#)

[Add New Accomplishment Year](#)

Project
[- Add](#)
[- Search](#)
[- Copy](#)

*** Indicates Required Field**

Grantee/PJ Activity ID: CD052600 1	Activity Name: MACKHOLLOW ROAD RESURFACING & EXPANSION	Program Year/IDIS Project ID: 2005/73
IDIS Activity ID: 1352	Activity Owner: BEAVER COUNTY, PA	Project Title: CD 05-24 Mackhollow Road Resurfacing and Expansion
National Objective: LMA		

Utilities
[- Home](#)
[- Data Downloads](#)
[- Print Page](#)
[- Help](#)

***Accomplishments for Program Year: (tip)**

Accomplishment Narrative: (maximum 4000 characters)

final labor compliance required

Links
[- PDF Viewer](#)
[- Support](#)
[- CPD Home](#)
[- RAMPS](#)
[- HUD Home](#)

***Accomplishments**

Accomplishment Type	Proposed Units
1 - People (General)	<input type="text" value="25"/>

[Save](#) | [Save and Continue](#) | [Cancel](#)

[Add New Accomplishment Year](#)

ID: C29213
 Organization:
 BEAVER COUNTY
 - Logout

Activity
 - Add
 - Search

Project
 - Add
 - Search
 - Copy

Utilities
 - Home
 - Data Downloads
 - Print Page
 - Help

Links
 - PDF Viewer
 - Support
 - CPD Home
 - RAMPS
 - HUD Home

Projects/Activities	Funding/Drawdown	Grant	Grantee/PJ	Admin	Reports
---------------------	------------------	-------	------------	-------	---------

Activity

Edit Activity

- CDBG Accomplishment has been saved successfully.

Save | Cancel

***Indicates Required Field**

Activity Owner:
BEAVER COUNTY, PA

IDIS Activity ID:
1362

***Program Year:**
2005

***IDIS Project ID/Project Title:**
40/CD 05-34 Gymnasium Barrier Removal (2005)

***Activity Name:**
GYMNASIUM BARRIER REMOVAL

Activity Status:
Open

Completion Date:
Select Date
(ex: mm/dd/yyyy)

Grantee/PJ Activity ID:
CD054701 1

Initial Funding Date:
11/01/2005

***Indicate if activity will be funded with Recovery Grant Funds:(tip)**
 Yes No

Activity

Program	*Activity Category (tip)	Ready to Fund	Funded	Setup Detail	Accomplishment	Completion Check
CDBG	03F - Parks, Recreational Facilities	Yes	Yes	Edit CDBG	Edit CDBG Accomp.	Check CDBG
ESG	None	No	No	Add ESG	Add ESG Accomp.	
HOME	None	No	No	Add HOME	Add HOME Accomp.	
HOPWA	None	No	No			

***Environmental Assessment:**

Allow Another Organization to Access this Activity (tip)

UNDERWAY

Select Organization

Activity Description:

AG INSTALLATION OF ELEVATOR AND HANDICAP ACCESSIBLE RESTROOM TO THE GYMNASIUM AREA

Save | Cancel

Session Timeout

User ID: C29213
User Role:
 Grantee
Organization:
 BEAVER COUNTY

[- Logout](#)

Projects/Activities	Funding/Drawdown	Grant	Grantee/PJ	Admin	Reports
-------------------------------------	----------------------------------	-----------------------	----------------------------	-----------------------	-------------------------

Activity

Add CDBG Accomplishment Detail (Page 1)

03 - Public Facilities and Improvement (General)

Activity

[- Add](#)
[- Search](#)

[Save](#) | [Save and Continue](#) | [Cancel](#)

[Add New Accomplishment Year](#)

Project

[- Add](#)
[- Search](#)
[- Copy](#)

*** Indicates Required Field**

Grantee/PJ Activity ID: CD060503 1	Activity Name: BIG BF AREA SD ELECTRONIC DISPLAY SYSTEM	Program Year/IDIS Project ID: 2006/30
IDIS Activity ID: 1422	Activity Owner: BEAVER COUNTY, PA	Project Title: Big Beaver Falls School District Electronic Display System
National Objective: LMA		

Utilities

[- Home](#)
[- Data Downloads](#)
[- Print Page](#)
[- Help](#)

***Accomplishments for Program Year: (tip)**

Accomplishment Narrative: (maximum 4000 characters)

Final Labor compliance required

Links

[- PDF Viewer](#)
[- Support](#)
[- CPD Home](#)
[- RAMPS](#)
[- HUD Home](#)

***Accomplishments**

Accomplishment Type	Proposed Units
1 - People (General)	<input type="text" value="11568"/>

[Save](#) | [Save and Continue](#) | [Cancel](#)

[Add New Accomplishment Year](#)

User ID: C29213
User Role:
 Grantee
Organization:
 BEAVER COUNTY

[- Logout](#)

Projects/Activities	Funding/Drawdown	Grant	Grantee/PJ	Admin	Reports
-------------------------------------	----------------------------------	-----------------------	----------------------------	-----------------------	-------------------------

Activity
Add CDBG Accomplishment Detail (Page 1)

03K - Street Improvements

Activity
[- Add](#)
[- Search](#)

| |

Project
[- Add](#)
[- Search](#)
[- Copy](#)

*** Indicates Required Field**

Grantee/PJ Activity ID: CD073300 1	Activity Name: KOPPEL GREEN STREET STORM SEWER	Program Year/IDIS Project ID: 2007/26
IDIS Activity ID: 1513	Activity Owner: BEAVER COUNTY, PA	Project Title: Koppel Green Street Storm Sewer
National Objective: LMA		

Utilities
[- Home](#)
[- Data Downloads](#)
[- Print Page](#)
[- Help](#)

***Accomplishments for Program Year: (tip)**

Accomplishment Narrative: (maximum 4000 characters)

Construction 80% complete

Links
[- PDF Viewer](#)
[- Support](#)
[- CPD Home](#)
[- RAMPS](#)
[- HUD Home](#)

***Accomplishments**

Accomplishment Type	Proposed Units
1 - People (General)	<input type="text" value="22"/>

| |

Session Timeout

User ID: C29213
User Role:
 Grantee
Organization:
 BEAVER COUNTY

- [Logout](#)

Projects/Activities	Funding/Drawdown	Grant	Grantee/PJ	Admin	Reports
-------------------------------------	----------------------------------	-----------------------	----------------------------	-----------------------	-------------------------

Activity

Add CDBG Accomplishment Detail (Page 1)

03L - Sidewalks

Activity

- [Add](#)
 - [Search](#)

|
 |

Project

- [Add](#)
 - [Search](#)
 - [Copy](#)

* Indicates Required Field

Grantee/PJ Activity ID: CD073700 1	Activity Name: NEW BRIGHTON TOWNSEND PARK PHASE 2	Program Year/IDIS Project ID: 2007/30
IDIS Activity ID: 1526	Activity Owner: BEAVER COUNTY, PA	Project Title: New Brighton Townsend Park Phase 2
National Objective: LMA		

Utilities

- [Home](#)
 - [Data Downloads](#)
 - [Print Page](#)
 - [Help](#)

*Accomplishments for

Program Year: (tip)

Links

- [PDF Viewer](#)
 - [Support](#)
 - [CPD Home](#)
 - [RAMPS](#)
 - [HUD Home](#)

Accomplishment Narrative: (maximum 4000 characters)

*Accomplishments

Accomplishment Type	Proposed Units
1 - People (General)	<input type="text" value="6480"/>

|
 |

User ID: C29213
User Role:
 Grantee
Organization:
 BEAVER COUNTY

- Logout

Activity

- Add
- Search

Project

- Add
- Search
- Copy

Utilities

- Home
- Data Downloads
- Print Page
- Help

Links

- PDF Viewer
- Support
- CPD Home
- RAMPS
- HUD Home

Projects/Activities	Funding/Drawdown	Grant	Grantee/PJ	Admin	Reports
-------------------------------------	----------------------------------	-----------------------	----------------------------	-----------------------	-------------------------

Activity

Edit CDBG Accomplishment Detail (Page 1)

03L - Sidewalks

[Save](#) | [Save and Continue](#) | [Cancel](#) | [Delete](#)

[Add New Accomplishment Year](#)

*** Indicates Required Field**

Grantee/PJ Activity ID: CD073701 1	Activity Name: NEW BRIGHTON 5TH AVE SIDEWALKS PH 2	Program Year/IDIS Project ID: 2007/31
IDIS Activity ID: 1527	Activity Owner: BEAVER COUNTY, PA	Project Title: New Brighton 5th Ave Sidewalks Ph 2
National Objective: LMA		

Accomplishments for Program Year: 2008

Select Another Year:

[Edit Selected Year](#)

Accomplishment Narrative: (maximum 4000 characters)

engineering phase

***Accomplishments**

Accomplishment Type	Proposed Units
1 - People (General)	1705

[Save](#) | [Save and Continue](#) | [Cancel](#) | [Delete](#)

[Add New Accomplishment Year](#)

Session Timeout

User ID: C29213
User Role:
 Grantee
Organization:
 BEAVER COUNTY

[- Logout](#)

Projects/Activities	Funding/Drawdown	Grant	Grantee/PJ	Admin	Reports
-------------------------------------	----------------------------------	-----------------------	----------------------------	-----------------------	-------------------------

Activity
Add CDBG Accomplishment Detail (Page 1)

03J - Water/Sewer Improvements

Activity
[- Add](#)
[- Search](#)

| |

Project
[- Add](#)
[- Search](#)
[- Copy](#)

*** Indicates Required Field**

Grantee/PJ Activity ID: CD075300 1	Activity Name: W MAYFIELD PATTERSON STORM SEWERS 1	Program Year/IDIS Project ID: 2007/36
IDIS Activity ID: 1532	Activity Owner: BEAVER COUNTY, PA	Project Title: W Mayfield Patterson Storm Sewers 1
National Objective: LMA		

Utilities
[- Home](#)
[- Data Downloads](#)
[- Print Page](#)
[- Help](#)

***Accomplishments for Program Year:** (tip)

Accomplishment Narrative: (maximum 4000 characters)

Design phase

Links
[- PDF Viewer](#)
[- Support](#)
[- CPD Home](#)
[- RAMPS](#)
[- HUD Home](#)

***Accomplishments**

Accomplishment Type	Proposed Units
1 - People (General)	<input type="text" value="30"/>

| |

Session Timeout

ID: C29213
 Organization:
 BEAVER COUNTY
 - Logout

Projects/Activities	Funding/Drawdown	Grant	Grantee/PJ	Admin	Reports
---------------------	------------------	-------	------------	-------	---------

Activity

Edit Activity

- The changes to the activity have been saved.

Save | Cancel

Activity
 - Add
 - Search

Project
 - Add
 - Search
 - Copy

Utilities
 - Home
 - Data Downloads
 - Print Page
 - Help

Links
 - PDF Viewer
 - Support
 - CPD Home
 - RAMPS
 - HUD Home

***Indicates Required Field**

Activity Owner:
 BEAVER COUNTY, PA

Activity Status:

Open

IDIS Activity ID:
 1562

Completion Date:

Select Date

***Program Year:**

2008

(ex: mm/dd/yyyy)

Grantee/PJ Activity ID:

CD085515 1

***IDIS Project ID/Project Title:**

15/Beaver County Main Street Network (2008)

Initial Funding Date:

12/18/2008

***Activity Name:**

Beaver County Main Street Network

***Indicate if activity will be funded with Recovery Grant Funds:(tip)**

Yes No

Activity

Program	*Activity Category (tip)	Ready to Fund	Funded	Setup Detail	Accomplishment	Completion Check
CDBG	19C - CDBG Non-profit Organization Capacity Building	Yes	Yes	Edit CDBG	Edit CDBG Accomp.	Check CDBG
ESG	None	No	No	Add ESG	Add ESG Accomp.	
HOME	None	No	No	Add HOME	Add HOME Accomp.	
HOPWA	None	No	No			

***Environmental Assessment:**

Allow Another Organization to Access this Activity (tip)

COMPLETED

Select Organization

Activity Description:

SM Planning Services For Downtown Revitalizaion

Save | Cancel

Session Timeout

ID: C29213
 Username:
 Grant:
Organization:
 BEAVER COUNTY

 - Logout

Projects/Activities	Funding/Drawdown	Grant	Grantee/PJ	Admin	Reports
----------------------------	-------------------------	--------------	-------------------	--------------	----------------

Activity

Edit Activity

- The changes to the activity have been saved.

|

Activity
 - Add
 - Search

Project
 - Add
 - Search
 - Copy

Utilities
 - Home
 - Data Downloads
 - Print Page
 - Help

Links
 - PDF Viewer
 - Support
 - CPD Home
 - RAMPS
 - HUD Home

***Indicates Required Field**

Activity Owner:
 BEAVER COUNTY, PA

Activity Status:

IDIS Activity ID:
 1597

Completion Date:

(ex: mm/dd/yyyy)

***Program Year:**

Grantee/PJ Activity ID:

***IDIS Project ID/Project Title:**

Initial Funding Date:
 01/27/2009

***Activity Name:**

***Indicate if activity will be funded with Recovery Grant Funds:(tip)**
 Yes No

Activity

Program	*Activity Category (tip)	Ready to Fund	Funded	Setup Detail	Accomplishment	Completion Check
CDBG	<input type="text" value="18C - Micro-Enterprise Assistance"/>	Yes	Yes	<input type="button" value="Edit CDBG"/>	<input type="button" value="Edit CDBG Accomp."/>	<input type="button" value="Check CDBG"/>
ESG	<input type="text" value="None"/>	No	No	<input type="button" value="Add ESG"/>	<input type="button" value="Add ESG Accomp."/>	
HOME	<input type="text" value="None"/>	No	No	<input type="button" value="Add HOME"/>	<input type="button" value="Add HOME Accomp."/>	
HOPWA	None	No	No			

***Environmental Assessment:**

Allow Another Organization to Access this Activity (tip)

Activity Description:

|

Session Timeout



U. S. Department of Housing and Urban Development
Pittsburgh Field Office
William S. Moorhead Federal Building
1000 Liberty Avenue, Suite 1000
Pittsburgh, PA 15222-4004

DEC 07 2009

RECEIVED
DEC 09 2009

Ms. Lisa E. Signore
Director, Community Development
Program of Beaver County
1013 Eighth Avenue
Beaver Falls, PA 15010

Dear Ms. Signore:

SUBJECT: Beaver County, PA - B-08-UC-42-0102
CAPER (Consolidated Annual Performance and Evaluation
Reporting)
Program Year September 1, 2008 through August 31, 2009
Completeness Review

We received the subject reporting on November 23, 2009. A review has been completed to assure that the reporting was prepared in compliance with the February 18, 1998, memorandum from the Assistant Secretary for Community Planning and Development. The memo provides guidance on achieving compliance with HUD regulatory and statutory requirements for reporting program performance and accomplishments. Additional guidance regarding preparation of the narratives was issued in April 2007 to assure that performance measurement reporting was properly completed. Based on our review, we have found that the 2008 CAPER was complete and adequately addressed the following areas:

- Assessment of three to five year goals and objective
- Affirmatively furthering fair housing actions
- Affordable housing
- Continuum of care
- Other actions
- Leveraging resources
- Citizen comments
- Self-evaluation
- CDBG Narrative Statements
- HOME Narrative Statements
- ESG Narrative Statements
- Public participation requirements

Although we have found the CAPER to be complete, deficiencies were noted during our

review of the information provided and the information reported on the IDIS generated Activity Summary forms. Based on the review, the following discrepancies have been noted:

1. The response to question 1b on page 2 is to provide a breakdown of the CPD formula grant funds spent on grant activities for each goal and objective. Under the objective of To increase the Affordability of Decent Housing for Low Income Persons (DH-2) it is stated that the HACB assisted 621 households through the public housing Section 8 Housing Choice Voucher Program in Beaver County. Under the objective of To Sustain Decent Affordable Housing for Low Income Persons (DH-3) it is stated that the HACB rehabilitated 850 units of public housing occupied by low income persons. It is also stated that the HACB continued to administer the Transitions programs which provided a variety of supportive services to public housing residents. As stated in the question narrative expenditures discussed in relation to the objectives are to be limited to those funded through CPD formula grants. Any program not funded through a CPD formula grant is not to be discussed in response to this question. Please provide a revised narrative which limits the discussion to expenditures completed for each goal and objective to those funded through CPD formula grants for question 1b.
2. The monitoring narrative is to state the frequency with which you monitored your activities as a part of the response to item 1. The top of page 14 includes a blanket statement that subrecipient agreements were monitored and managed on an ongoing basis. Please revise the response to state the frequency of on-site reviews of subrecipients per your monitoring guidelines (annual, bi-annual, etc.).
3. We are unable to reconcile the financial information provided in the ESG (Emergency Shelter Grants) narrative as follows:
 - a. In response to item 3, it is stated that \$152,889 in expenditures were matched. However, ESG expenditures discussed in the 4 bullets total \$152,323 (36,062+50,575+21,609+44,077).
 - b. In the response for the same item it is also stated that the expenditures were matched with a total of \$1,301,507. However, the amounts discussed as match in the 4 bullets total \$1,318,694 (13,000+500+783,888+104,000+10,000+290,552+35,500+58,004+7,750+15,500)
 - c. Also, we are unable to reconcile the amounts reported as expended in narrative response for item 1 with the expenditures reported in the narrative for item 3. For example, page 24 reports that BCCHDO spent \$35,000 in 07 funds and \$3,842 in 08 funds during the reporting period for a total of \$38,842, yet page 25 states that the agency's expenditures totaled \$36,062. Page 24 reports that the Women's Center's expenditures were limited to \$46,488 in 07 funds, but page 25 states that their expenditures totaled \$44,077 during the reporting period. Similar discrepancies exist for information reported for the Salvation Army and Supportive Services. The information included in the narrative must be in agreement.

Please note that expenditure information is not requested for either item 1 or 3 of the narrative. Item 3 only requests information regarding sources and amounts of match which can be provided by agency. However, Item 5 requests ESGP expenditures by type of activity and for that question your response is limited to a statement regarding expenditures of "152,889 was spent on shelter operations.. ." Information is to be provided for item 5 regarding rehabilitation, essential services and administrative expenditures. We have had similar difficulty in reconciling the financial information contained in this narrative in the past. We recommend that expenditure information by agency only appear in the narrative for Item 5 and the response to item 3 be limited to matching sources and amounts by agency. Please submit a revised ESG narrative.

4. The Reconciliation of Line of Credit included in the Financial Reports tab includes an incorrect line of credit balance. On August 31, 2009, the 2007 CDBG grant had a balance of \$569,245.49 and the 2008 grant had a balance of \$3,844,592 for a total of \$4,413,837.49. Please submit a revised reconciliation.
5. The HOME Match Report includes an incorrect total of match contribution for the Federal Fiscal Year. Based on the amounts provided in Part III, the total is \$279,750.26. Please provide a revised report which corrects the total in both Parts II and III or corrects the incorrect contribution.
6. A review of the Activity Summary forms from IDIS resulted in the following:

- a. All funds have been expended for Activity No. 1193, CCBC Campus Facilities Renovation. We note that a 2008 accomplishment narrative is not entered and the status of the activity is stated as Open. Please revise the entries for this activity to reflect 2008 accomplishments and the current status.
- b. A 2008 accomplishments narrative is not entered for the following:


<u>Activity No.</u>	<u>Activity Name</u>
No. 1352	Mackhollow Road Resurfacing and Expansion.
No. 1362	Gymnasium Barrier Removal
No. 1422	Big BF Area SD Electronic Display System
No. 1513	Koppel Green Street Storm Sewer
No. 1526	New Brighton Townsend Park Phase 2
No. 1527	New Brighton 5 th Avenue Sidewalks Ph 2
No. 1532	W. Mayfield Patterson Storm Sewers 1

- c. Activity No. 1562, Beaver County Main Street Network is listed as completed. However, funds remain in the activity since it was funded in an amount of \$135,000 and expenditures only total \$122,240. Please explain the basis for completion while a balance remains in the activity.
- d. Activity No. 1597, CO-OP Low Income Technical Assistance is listed as completed.

However, funds remain in the activity since it was funded in an amount of \$33,655.46 and expenditures only total \$27,122.97. Please explain the basis for completion while a balance remains in the activity.

Please submit a response to the above within twenty days of the date of this letter. If you have any questions, please call Pamela Coll. She can be reached at (412) 644-5459.

Sincerely,

A handwritten signature in black ink that reads "John E. Tolbert, III". The signature is written in a cursive style with a prominent flourish at the end.

John E. Tolbert, III
Director, Community Planning
and Development Division



Fourth Program Year CAPER

The CPMP Fourth Consolidated Annual Performance and Evaluation Report includes Narrative Responses to CAPER questions that CDBG, HOME, HOPWA, and ESG grantees must respond to each year in order to be compliant with the Consolidated Planning Regulations. The Executive Summary narratives are optional.

The grantee must submit an updated Financial Summary Report (PR26).

FY 2008

GENERAL

Executive Summary

This module is optional but encouraged. If you choose to complete it, provide a brief overview that includes major initiatives and highlights that were proposed and executed throughout the first year.

Program Year 4 CAPER Executive Summary response:

Beaver County continues to support activities that will promote personal and economic well-being to our residents and the communities in which they live through the administration of the CDBG, HOME and ESG programs. As the County's designated Community Action Agency, the Community Services Program of Beaver County administers a comprehensive social service program that includes housing, youth programs, domestic violence programs, consumer services, etc. The County also continues to be an active member of the Housing and Homeless Coalition to identify and fill gaps in affordable housing and homelessness.

Beaver County has taken advantage of many of the opportunities afforded through the American Recovery and Reinvestment Act. As a HUD entitlement community, the County was awarded \$1,596,719 for the Homeless Prevention and Rapid Re-Housing Program (HPRP) and \$1,043,769 the Community Development Block Grant-Recovery Program (CDBG-R).

The HPRP funds will be utilized to provide rental and utility assistance and supportive services to individuals facing homelessness. The CDBG-R Program will assist in grocery store development in one or all of three low-income communities that have lost their downtown neighborhood stores in recent years. Both of the programs have been approved by HUD and are now underway at some level.

To complement the entitlement funds through the recovery initiatives, Beaver County has applied for and has been awarded funding through the Pennsylvania Department of Community and Economic Development for the following:

- ***2008 Neighborhood Stabilization Program (NSP) \$1,291,682***

This project will infuse funding sources from local municipalities, private organizations and other federal funds to revitalize “tipping point” communities through rehabilitation and new construction of housing for home ownership on properties experiencing foreclosure. The intention of the program is to create 10 new housing units for qualified low-income individuals and families.

- ***Community Services Block Grant – Recovery \$629,954***

These funds will be utilized to promote self-sufficiency through financial independence for low-income residents of the County.

- ***DCED HPRP \$279,682***

This program will provide additional support services to individuals receiving assistance through the HUD entitlement HPRP program.

General Questions

1. Assessment of the one-year goals and objectives:
 - a. Describe the accomplishments in attaining the goals and objectives for the reporting period.
 - b. Provide a breakdown of the CPD formula grant funds spent on grant activities for each goal and objective.
 - c. If applicable, explain why progress was not made towards meeting the goals and objectives.
2. Describe the manner in which the recipient would change its program as a result of its experiences.
3. Affirmatively Furthering Fair Housing:
 - a. Provide a summary of impediments to fair housing choice.
 - b. Identify actions taken to overcome effects of impediments identified.
4. Describe Other Actions in Strategic Plan or Action Plan taken to address obstacles to meeting underserved needs.
5. Leveraging Resources
 - a. Identify progress in obtaining “other” public and private resources to address needs.
 - b. How Federal resources from HUD leveraged other public and private resources.
 - c. How matching requirements were satisfied.

Program Year 4 CAPER General Questions response:

1. a. All projects are listed in tabs under Completed Projects, Ongoing Projects and Canceled Projects. The objective sheets reflect all of the projects that were completed, ongoing and canceled in FY 2008. 2009 Action Plan information is both in the objectives sheets as well as in the tables. This is because of the inherent design of the CPMP tool.

With regard to privately-owned safe and affordable housing [Objective sheet DH-2(2a)], Beaver County has consistently exceeded its goal. 423 new units were added this year which is an increase of 22%.

The number of homeless people assisted through the County Homeless Management Information System (HMIS) was 1,109 which is an increase of 789 above the number assisted in 2007 and 809 more than the anticipated goal of 300 in FY 2008. Being the third year that the HMIS has been in place, it has been refined to better track the number of people assisted. In addition, agencies were more knowledgeable at using the system. [Objective Sheet DH-1(6a)]

The number of low income persons served by the rodent abatement program was more successful than anticipated. A total of 921 persons were served in FY 2008 which is 621 more than the anticipated goal of 300. [Objective Sheet DH-3(10)]

The number of persons assisted with permanent housing and supportive services was 72 which is 41 more than the anticipated number of 31. These programs have shown growth each year due to continued funding and successful completion by participants allowing new participants to be served. [Objective Sheets DH-3(17) and DH-3(12)]

b. Following is the listing of objectives and outcomes that have been developed from the five-year strategic plan and have been put into the Performance Measurement format. Please see specific sheets under the Objectives tab in this document for associated proposed accomplishments and performance measures. In the narrative, the Community Development project numbers are listed after each objective and outcome. Accomplishments made in FY 2008 are then described in the narrative. Listings of all projects completed, ongoing and canceled during the reporting period are included as tabbed sections in the CAPER document. Only completed projects are reported on the Housing and Community Development Table.

Following are the projects that were ongoing at the end of FY 2008:

To increase or improve the Availability and/or Accessibility of Decent Housing for Low Income Persons (DH-1) (HOME06, HOME07, HOME08, Section 8 Housing Choice Vouchers, ESG07, ESG08, Act 137, CD065511, CD064001, CD084800) Under this objective and outcome, using \$10,500 in ADDI (HOME 2007) funds and \$123,741 in Act 137 Funds, 13 households were assisted through the First-Time Homebuyer Assistance program. Four units were acquired and rehabilitated in Baden using \$600,000 in HOME funds. Emergency Shelter Grant (ESG) funding in the amount of \$152,889 assisted 232 homeless persons through the operation and rehabilitation of emergency shelters and 94 persons were assisted with transitional housing. A total of \$1,680 in CDBG Funds was spent on this objective. One CDBG project that installed waterline laterals in 23 homes of low income people in North Sewickley Township was complete (Matrix Code 14A). One CDBG project to provide telehealth monitors for low income residents to remain in their homes remained underway (Matrix Code 05A). One project providing sanitary sewer laterals to low income households was ongoing (Matrix Code 14A). In FY 2008, 15 units of public housing were constructed and an additional 4 units were under construction by the HACB to accommodate persons with mobility impairments.

To increase the Affordability of Decent Housing for Low Income Persons (DH-2) (HOME06, HOME08, CD065523, CD075516, CD085516) In FY 2008, a total of \$13,899 in CDBG funding and \$59,687 in HOME funding was spent on this objective. In FY 2008, 13 additional low income households were assisted with tenant-based rental assistance through the HOME program (Matrix Code 05S). The HMIS assisted 1109 low income persons in finding affordable housing and services (Matrix Code 05). The HACB assisted 621 households through the public housing Section 8 Housing Choice Voucher program in Beaver County.

To Sustain Decent Affordable Housing for Low Income Persons (DH-3) (CD055500, CD065502, CD065500, CD075500, CD075501, CD075502, CD075505, CD065512, CD085500, CD085501, CD085502, CD085506, HOME 06, HOME 08, ESG07, ESG08) In FY 2008, a total of \$754,890 in CDBG funding was spent on this objective. Under this objective (Matrix Code 14A), 35 homes of low income people were rehabilitated through the Home Improvement program, 31 homes of extremely low income people were weatherized through the Energy Conservation program, and 40 homes of low income people were rehabilitated through the Emergency Home Improvement program. The HACB rehabilitated 850 units of public housing occupied by low income persons. In FY 2008, 1647 people were assisted with security deposits, utility assistance, rental assistance and/or mortgage assistance to prevent homelessness. Tenant-based rental assistance was provided to 13 people at risk of being homeless. With Supportive Housing funds, permanent housing and supportive services were provided for 71 unduplicated homeless persons with disabilities. Beaver County collaborated with 38 private and public agencies to identify and provide for the supportive service needs of public housing residents. The HACB continued to administer the Transitions programs which provided a variety of supportive services to 206 public housing residents. Twenty-six public housing residents served on the board of the HACB and no new resident councils were created. The Rodent Control program provided rodent

abatement services for low income people in Beaver County (Matrix Code 05).

To increase or improve the Availability and/or Accessibility of Suitable Living Environments for Low Income Persons (SL-1) (CD032201, CD033501, CD042201, CD045517, CD045522, CD050300, CD052600, CD054701, CD060104, CD060301, CD060503, CD060600, CD063502, CD063701, CD064801, CD065506, CD065507, CD070100, CD070104, CD073000, CD073702, CD075300, CD075510, CD075511, CD075512, CD075514, CD080700, CD080501, CD083600, CD085300, CD085510) In FY 2008, a total of \$490,185 in CDBG funds was spent on activities for this objective and outcome. \$42,053 was spent for 2 ongoing handicap accessibility projects and an electronic display system for a school district (Matrix Code 03). Although no expenditure was made, one project to renovate a center for people with disabilities was ongoing (Matrix Code 03B). Although no expenditure was made, a renovation to a senior center was ongoing (Matrix Code 03A). \$10,811 of CDBG funds was spent to complete one project and continue progress on 3 projects to improve neighborhood facilities and one library (Matrix Code 03E). \$356,492 of CDBG funds was spent to complete 5 park and recreation improvement projects and continue 4 park and recreation facilities improvement projects (Matrix Code 03F). \$22,219 in CDBG funds was spent to complete handicapped accessibility improvements to a parking lot (Matrix Code 03G). In FY 2008, although no expenditure was made, one sewer and waterline project was ongoing (Matrix Code 03J). \$469 was spent on 2 roadway improvement projects (Matrix Code 03K). \$33,594 in CDBG funds was spent on 3 sidewalk improvement projects two of which were completed (matrix Code 03L). \$85,966 of CDBG funds was spent on youth service programs throughout Beaver County which served 168 young persons (Matrix Code 05D). One project that provided a sign for a non-profit business serving youth and young adults was underway in 2008 (Matrix Code 14E).

To increase the Affordability of Suitable Living Environments for Low Income Persons (SL-2). There are no objectives or outcomes identified under this goal.

To Sustain Suitable Living Environments for Low Income Persons (SL-3) (CD023700, CD035515, CD035517, CD040502, CD044701, CD045504, CD045531, CD050203, CD051400, CD051600, CD052400, CD053500, CD053502, CD054500, CD055511, CD060100, CD060101, CD060102, CD060105, CD060106, CD060201, CD060300, CD060400, CD060500, CD060501, CD060502, CD061200, CD061600, CD062200, CD063501, CD063700, CD064500, CD064700, CD064800, CD065200, CD065514, CD065518, CD070101, CD070103, CD070200, CD070201, CD070500, CD070501, CD070502, CD070503, CD072200, CD072600, CD073300, CD073500, CD073502, CD073700, CD073701, CD074800, CD075504, CD075506, CD075517, CD080100, CD080200, CD080201, CD080500, CD081100, CD081200, CD081500, CD081600, CD082200, CD083300, CD083500, CD083700, CD083701, CD084500, CD084700, CD085504, CD085505, CD085511, CD085517) In FY 2008, a total of \$987,608 in CDBG funds was spent on this objective and outcome. Two general public facilities projects were completed and 4 projects were underway using \$28,919 in CDBG funds (Matrix Code 03). Using \$503 in CDBG funds,

renovation of one center that serves handicapped people was completed and another renovation was underway (Matrix Code O3B). \$38,230 in CDBG funds was spent on 4 neighborhood facilities improvement projects and 4 library renovations (Matrix Code O3E). \$45,531 was spent to complete 1 park and recreation facility project and 1 ongoing park and recreation facilities improvement projects (Matrix Code O3F). \$114,266 was spent in CDBG funds to complete 2 water and sanitary sewer projects and continue 8 projects (Matrix Code O3J). CDBG funds in the amount of \$398,911 were spent to complete 13 street improvement projects and \$143,541 was spent on 14 ongoing street improvement projects. Two street improvement projects were canceled (Matrix Code O3K). Using \$171,388 in CDBG funds, 2 sidewalk projects were completed and 6 sidewalk projects were ongoing (Matrix Code O3L). \$52,093 in CDBG funds was spent to complete one demolition project and continue 3 demolition projects (Matrix Code O4). \$3,940 was spent to complete 1 project and continue another project to assist local community organizations in high minority concentration areas (Matrix Code 19C).

To increase or improve the Availability and/or Accessibility of Economic Opportunities for Low Income Persons (EO-1) (CD045509, CD055505, CD085507, CD085508, CD085512) In FY 2008 a total of \$85,670 was spent on this outcome and objective. \$50,000 was spent to complete one employment training services project (Matrix Code O5H). \$31,729 in CDBG funds was spent on 2 microenterprise assistance projects which were ongoing (Matrix Code 18C). In addition, the design and environmental review for the business park in Midland acquired with CDBG funds was ongoing during this reporting year. (Matrix Code O1).

To increase Affordability in Economic Opportunities for Low Income Persons (EO-2) (CD075509) \$7,500 in CDBG funds was spent on one revolving loan for one business (Matrix Code 18A).

To Sustain Economic Opportunities for Low Income Persons (EO-3) (CD075503, CD075515, CD085503, CD085515) \$258,715 in CDBG funds was spent to rehabilitate 13 commercial façades. In addition, \$133,500 in CDBG funds was spent on technical assistance and staff support for ten local revitalization organizations.

To benefit the citizens of Beaver County through planning activities and studies (O-1) (CD052200, CD052201, CD045519, CD045529, CD055504, CD030503, CD040503, CD045526, CD054702, CD035514, CD030202, CD040200, CD040100, CD032500) \$27,838 in CDBG funds was spent to complete 6 planning activities and studies (Matrix Code 20). \$46,082 in CDBG funds was spent on 3 ongoing studies and planning activities (Matrix Code 20).

c. While Beaver County continues to be generally satisfied with the progress made with regard to the priorities, goals and activities that were developed and included in the five-year plan, the objectives for the fair housing officer did not adequately reflect the requirements of the position. To help redefine those goals and objectives, a new analysis of impediments to fair housing choice was conducted in FY 2007. As a result of this analysis, Beaver County redefined the duties of the Fair Housing Officer.

The corresponding performance measurement is listed on Objective/Outcome Sheet DH-3(11b). The new barriers to fair housing choice and action steps are addressed under the Impediments to Fair Housing Choice tab of this document.

The tenant based rental assistance offered through HOME funds [Objective Sheet DH-3(5)] served 13 people, 6 less than the anticipated number of 19. The number of low-income first-time homebuyers was 10 which is 20 less than the anticipated number of 30. The mortgage foreclosure crisis continues to negatively impact the first-time homebuyer program. Bank activity in the area of higher risk mortgage lending continued to be inadequate, the credit score requirement remained high, and banks no longer offered 100% financed mortgages. [Objective Sheet DH-1(1)].

With regard to public housing goals, HUD's self-sufficiency program has been unsuccessful, having no new participating households in FY 2008 despite a goal of 16. Due to this lack of success, the HACB received approval from HUD for an exemption from this program. [Objective Sheet DH-1(2)].

The construction of affordable rental housing for BCBH customers were underway but not complete during FY 2008, therefore this goal has fallen short by the 10 units anticipated by this project. [Objective Sheet DH-1(3a)]

Because the County received the funding late in the reporting year, two accessible housing projects through PAHP were completed in FY 2008 which is 13 less than the anticipated goal of 15. [Objective Sheet DH-1(8)]

For economic development technical assistance [Matrix Codes 19C and 20 and objective sheet EO-3(2)], in four years, the County has spent \$571,040 which is considerably more than the five-year goal of \$90,000. The growth of the Main Street Center program and its corresponding website development was not anticipated when the five-year plan was written.

For sidewalk improvements [Matrix Code 03L and objective sheet SL-3(5)] only \$269,404 of its goal of \$755,000 has been spent. Three projects which would have normally been funded with CDBG entitlement money were funded through Section 108 Loan, PennDot and DCED funds.

For parking facilities improvements, [Matrix Code 03G and objective sheet SL-1(1)], \$73,551 or 34% of the anticipated four-year amount of \$215,000 was spent on this goal. Fewer requests were made for this type of project than anticipated.

For sewer and waterline improvements, the County spent \$320,025 or 49% of the anticipated four-year amount of \$648,000. Fewer requests were made for these types of projects than anticipated.

For microenterprise assistance, [Matrix Code 18C and objective sheet EO-1(2)] the County has spent \$138,074 or 61% of the anticipated three-year amount of \$225,000. The agency providing the service did not require as much funding as originally anticipated. The County did fund an additional

microenterprise program in FY 2008 which increased both spending and the number of participants.

In addition, Beaver County has a total of 91 CDBG projects which have not yet been completed because most projects take two years to complete.

2. Beaver County adjusted its outcomes and objectives for the fair housing program based on an analysis of impediments to fair housing which was completed at the end of the 2007 fiscal year. This will better address Beaver County's current fair housing needs. [Objective sheet DH-3(11b)]

The HACB's Housing Choice Voucher program was suspended due to the lack of interest the program. Therefore the expected and actual numbers for Objective DH-1(2) are being reported as 0.

The County would change the goal associated with the Main Street Program [Objective sheet EO-3(2)] to be increased to \$135,000 per year or \$675,000 over five years.

The five-year goal to improve parking facilities [Matrix Code 03G and objective sheet SL-1(1)] would be decreased by \$180,000 leaving \$90,000.

The five-year goal to provide sewer and waterline improvements would be decreased to one-half the amount or \$405,000.

To reach the five-year goal to provide microenterprise assistance [Matrix Code 18C and objective sheet EO-1(2)] the County would continue to fund two projects.

3. An Analysis of Impediments to Fair Housing Choice was completed at the end of FY 2007 and implemented in FY 2008.

a. Refer to the Impediments to Fair Housing Choice tab for a table that includes the conclusions, potential impediments, effects and planned strategies identified in the Analysis.

b. Refer to the Impediments to Fair Housing Choice tab for the table that identifies actions taken in the current reporting year to overcome the effects of the impediments identified.

The HACB continued to counsel Section 8 tenants as to the location of units outside of areas of poverty or minority concentration and assist them to locate those units. The HACB also markets the Housing Choice Section 8 program to owners outside of areas of poverty or minority concentrations.

4. All of the activities carried out during the reporting period with CDBG, HOME, ESG, and other funds were implemented for the purpose of meeting underserved needs. These activities are described throughout the CAPER document. The work of the Community Development Program of Beaver County is based on the premise that federal and other leveraged funding resources will finance underserved needs. These needs are identified

through the Consolidated Planning process. For example, affordable housing activities carried out by the Community Development Program of Beaver County benefit low and moderate income households. These households are targeted for homeownership opportunities because they are unable to secure funding on their own from local lending institutions. This has been identified as an underserved need and is the primary basis for the Community Development Program of Beaver County's activities.

5 a. In addition to CDBG, HOME and ESG funds, Beaver County has been successful in leveraging additional resources to carry out various projects during the reporting period. These resources include:

- The Capital Fund by the HACB*
- A grant for \$37,880 in Supportive Housing funds to fund the HMIS*
- Beaver County Community Services Block Grant funds of \$398,499 for anti-poverty and self-sufficiency programming*
- A grant for \$161,459 in Pennsylvania Homeless Assistance Program funds for case management services, bridge housing and rental assistance*
- Supportive Work funding in the amount of \$192,832 for a welfare reform initiative employment program. An additional \$142,709 was added to this contract for equipment and software programs for testing and work readiness initiatives*
- \$100,000 in PA DCED Accessible Housing Program funds to make accessibility improvements to the homes of people with disabilities.*

b. Local banks participated as limited partners in the Beaver County Homebuyers Program Partnership by making equity contributions as a source of interim financing for acquisition for rehabilitation or resale.

c. The county matched its HOME Program expenditures with \$208,108.12 of PA Act 137 funds and \$127,949.94 from Habitat for Humanity, and \$714,799.78 in carryover credit from prior years.

Managing the Process

1. Describe actions taken during the last year to ensure compliance with program and comprehensive planning requirements.

Program Year 4 CAPER Managing the Process response:

1. The Community Development Program retained the responsibility of administering programs covered by the Consolidated Plan through direct project management and through agreements with subrecipients. CDBG funds were utilized to assist the County in achieving the three national

objectives of the program. These objectives are to provide decent housing, create a suitable living environment and expand economic opportunities. Effective program delivery is possible only with the assistance of local agencies and nonprofit organizations that provide insight into the needs of residents. The County continued to utilize the HUD performance measurement system. It has also used additional measurements that the HUD system did not provide so that each of the activities accomplished by the County can be appropriately measured. Subrecipients included Geneva College, Beaver County Corporation for Economic Development, Starting Gate, The HACB, Housing Opportunities of Beaver County, Job Training for Beaver County, The Beaver Falls Youth Network and the Minority Coalition of Beaver County. In addition, through contact with and monitoring by the HUD Pittsburgh Regional Field Office, the Community Development Program of Beaver County was assisted in ensuring compliance with requirements. Attendance by the Community Development Program staff at trainings and workshops also helped to enable the Community Development Program of Beaver County to better manage the programs and projects that it oversees. Because the nonprofits are vital partners for the delivery of services and programs to County residents, these organizations are an important part of the Community Development Program of Beaver County's delivery network. During the reporting period, the Community Development Program of Beaver County worked closely with these organizations which also work together, seek guidance from each other and from a valuable network of resources for the County. Please refer to the MBE WBE Reports for CDBG and HOME tab for the MBE and WBE Performance reports, which include the MBE and WBE businesses that the Community Development Program contracted with this year.

Citizen Participation

1. Provide a summary of citizen comments.
2. In addition, the performance report provided to citizens must identify the Federal funds made available for furthering the objectives of the Consolidated Plan. For each formula grant program, the grantee shall identify the total amount of funds available (including estimated program income), the total amount of funds committed during the reporting period, the total amount expended during the reporting period, and the geographic distribution and location of expenditures. Jurisdictions are encouraged to include maps in describing the geographic distribution and location of investment (including areas of minority concentration). The geographic distribution and expenditure requirement may also be satisfied by specifying the census tracts where expenditures were concentrated.

*Please note that Citizen Comments and Responses may be included as additional files within the CPMP Tool.

Program Year 4 CAPER Citizen Participation response:

1. ***No Citizen comments were received. Refer to the Proof of Public Display Notice tab for the newspaper ad.***

2. For a report of the total number of CDBG funds available, committed and expended during the reporting period, please refer to the [Financial Reports PR26 & Supplement](#) tab of this document. During the reporting period, the total number of funds available for the HOME program was \$1,037,009. The amount of \$923,730 in HOME funds was committed and \$1,024,680 was expended. During the reporting period, the total number of funds available for the ESG program was \$1,753,151. The amount of \$162,747 in ESG funds was committed and \$162,612 was expended. Please refer to the [Geographic Distribution Tables](#) tab in this document for the geographic distribution of funds for the CDBG, HOME and ESG programs.

Institutional Structure

1. Describe actions taken during the last year to overcome gaps in institutional structures and enhance coordination.

Program Year 4 CAPER Institutional Structure response:

1. During the reporting period, the County continued 3 activities designed to fill gaps that were identified as needing to be addressed in order to meet the expectations of the program.

The County continued its contract with a consultant to perform construction management on significant rehabilitation and new construction projects funded all or in part by the HOME Program. The consultant provided any of the following services, as requested and/or deemed appropriate by the County:

- Economic feasibility analysis
- Site selections
- Budget estimates
- Overall project administration
- Design phase coordination and review
- Comprehensive scheduling-design and construction
- Constructability reviews
- Contractor bidding/selection
- Construction coordination and inspection
- Cost control
- Agency liaison to the project

The County continued its contract with a Housing Specialist/Fair Housing Officer to provide the following services:

As a Housing Specialist:

- Serve as the chairperson of the Housing and Homeless Coalition of Beaver County
- Serve as the liaison to agencies, schools, churches, municipalities, community groups and individuals regarding housing and homeless issues

- *Oversee, in cooperation with the Executive Board of the Housing and Homeless Coalition of Beaver County, the County's continuum of care process, including the submission of funding applications*
- *Work with the County HMIS to coordinate efforts regarding the HMIS process*
- *Perform educational and informational symposiums, as appropriate regarding community awareness of housing issues*
- *Work with groups that are interested in developing homeless shelters and homeless support services*
- *Identify strengths and weaknesses of the service provision system in addressing homeless and housing issues, working toward advancing communications, streamlining efforts and, advocating for necessary changes and funding solutions*

As Fair Housing Officer:

- *Serve as the County's designated Fair Housing Officer*
- *Educate and inform residents, municipalities, housing providers, social service providers, providers of legal services and housing support agencies regarding fair housing regulations*
- *Develop a database of rental properties and landlords in Beaver County*
- *Organize ongoing audit testing of rental properties throughout Beaver County, ensuring that landlords are renting in compliance with Fair Housing laws.*
- *Respond to questions and complaints from residents, finding reasonable resolutions to the issues*
- *Work to assure compliance with and seek guidance from:*
 - *HUD Section 504 regulations*
 - *Pennsylvania Commission on Human Relations*
 - *National Fair Housing Alliance*
 - *Federal Fair Housing Act*
- *Work with other regional fair housing agencies for the provision of services to residents outside the scope of work expected from the County for this position*

As HPRP Specialist, the Housing Specialist, assumed additional duties including:

- *Develop Requests for Proposals (RFPs) for the positions of Case Management Consultant, Housing Options Consultant and Legal Services Consultant*
- *Review the proposals for the positions of Case Management Consultant, Housing Options Consultant and Legal Services Consultant*
- *Assist the staff of Community Development with interviews of prospective consultants*
- *Coordinate meetings of the HPRP Team*
- *Help develop the HPRP assessment tool, in compliance with HUD's HPRP eligibility*
- *Work with HPRP sub-grantees to develop a smooth system of service delivery and reporting*

- *Ensure that the HMIS is prepared to provide required quarterly reports to HUD*
- *Oversee HPRP data reporting and quality*
- *Oversee motel voucher program*
- *Provide a monthly report to the Community Development Office.*

In order to take a more active role in the successes of minority-owned business enterprises and/or women-owned business enterprises (MBEs/WBEs), the County has made a commitment to promoting involvement in funded activities and other contract opportunities, and providing educated guidance to parties who are interested in becoming certified MBEs/WBEs.

During the reporting period, the County has accomplished the following:

- *Sent staff member to state MBE/WBE training*
- *Scheduled and attended meetings with board and leaders of the Minority Coalition and the County Commissioners*

Monitoring

1. Describe how and the frequency with which you monitored your activities.
2. Describe the results of your monitoring including any improvements.
3. Self Evaluation
 - a. Describe the effect programs have in solving neighborhood and community problems.
 - b. Describe progress in meeting priority needs and specific objectives and help make community's vision of the future a reality.
 - c. Describe how you provided decent housing and a suitable living environment and expanded economic opportunity principally for low and moderate-income persons.
 - d. Indicate any activities falling behind schedule.
 - e. Describe how activities and strategies made an impact on identified needs.
 - f. Identify indicators that would best describe the results.
 - g. Identify barriers that had a negative impact on fulfilling the strategies and overall vision.
 - h. Identify whether major goals are on target and discuss reasons for those that are not on target.
 - i. Identify any adjustments or improvements to strategies and activities that might meet your needs more effectively.

Program Year 4 CAPER Monitoring response:

1. The Community Development Program of Beaver County (CDP) kept records on its progress toward meeting the consolidated plan goals and on the statutory and regulatory compliance of each activity. For each activity authorized under the National Affordable Housing Act, the CDP used fiscal and management procedures that ensured program compliance, funds accountability and complete and accurate reporting to HUD. These

programs are subject to the Single Audit Act. Similar procedures were followed for non-CDBG funded projects. The County was proactive in reassigning program funds as they became available. Beaver County continued to utilize the performance measurement system including the outcomes, indicators and accomplishments developed by HUD to monitor the productivity of its program. Subrecipient agreements were monitored and managed on an ongoing basis.

2. All subrecipient projects were monitored and found to be in compliance with the requirements. In addition, the Project Managers reported on the progress of each project on a monthly or more frequent basis which resulted in projects being completed more expediently. The Fiscal Coordinator generated monthly financial reports that were reviewed by the Director and assisted in ensuring the timeliness of the expenditure of funds, the reprogramming of funds and the compliance with expenditure caps. In addition, to ensure the timeliness of expenditures, the Community Development Program conducted 6-month budget reviews of expenditures on projects, reviewed monthly IDIS and other financial reports, and examined projections based on active projects. To ensure that accomplishments are reported in a timely fashion, project data was updated in IDIS on a quarterly basis and IDIS data clean-ups were completed.

3. a. A substantial part or 86.44% of the program funding went directly to activities benefiting low income persons. These activities work to help to solve neighborhood and community problems through making suitable living environments, decent housing and economic opportunity available, accessible, affordable and sustainable for individuals, households and communities that are of low and moderate income. These projects helped their communities be better places for low and moderate income people in which to live.

b. The CDP of Beaver County made progress in meeting its highest priority needs and working toward its five year goals. Refer to the Housing and Community Development Table for accomplishments toward these goals. Please refer to the narrative General Questions Section under 1 a. and b. for a narrative of these accomplishments.

c. Please refer to the General Questions Section of this document for a narrative of these accomplishments.

d. There were no activities that fell behind schedule.

e. The impact that activities made on identified needs are listed in the Housing and Community Development Table and in the narrative General Questions Section of this document.

f. The indicators that the CDP used to best describe the results included the number of low and moderate income people or households benefited, the number of public facilities improved, the number of businesses assisted, the number of jobs created and the number of studies completed.

g. The greatest barrier that had a negative impact on Beaver County meeting its goals was the lack of necessary financial resources for non-

homeless housing needs. Despite this lack of resources, Beaver County continued its strategy of identifying sites that are physically suitable for the development of affordable housing and, where economically feasible, provided such sites with the necessary public infrastructure. The County also pursued economic development activities that would produce jobs. However, because of the time that it takes to develop business parks, no jobs have been created yet. The County pursued activities that enable low-income residents to obtain affordable housing and continued to provide homeownership and rehabilitation assistance programs that benefit low moderate income households. The County continues to encourage private investment as a match to public investment, so that it may maximize the opportunities provided through the entitlement funds.

h. Beaver County's goals continue to be on target for most activities' goal performance. Refer to the General Questions section of this document for information that identifies whether major goals are on target and a discussion of reasons for those that are not on target. For additional information on housing goals please refer to 1. under the Specific Housing Objectives in this document.

i. Refer to the General Questions section of this document for information that identifies any adjustments or improvement to strategies and activities that might meet Beaver County's needs more effectively.

Lead-based Paint

1. Describe actions taken during the last year to evaluate and reduce lead-based paint hazards.

Program Year 4 CAPER Lead-based Paint response:

1. To continue compliance with federal requirements, the County identified categories of residents to be assisted, housing activities to be undertaken, and the programs and resources in support of those activities. As a result of Beaver County's training efforts, at least four contractors are certified as supervisors. Training continued on an as needed basis. The County secured the services of a certified firm to perform risk assessment, inspections and clearance testing on applicable properties. During the reporting period, 360 units were tested for lead-based paint before work began, with 13 of those units testing positive for lead-based paint. A certified contractor removed the lead-based paint before rehabilitation work began in the affected units.

HOUSING

Housing Needs

*Please also refer to the Housing Needs Table in the Needs.xls workbook.

1. Describe Actions taken during the last year to foster and maintain affordable housing.

Program Year 4 CAPER Housing Needs response:

1. Beaver County continued its successful housing rehabilitation initiatives. By offering opportunities for rehabilitation of older housing units owned or rented by low income households, the County was able to assist in the maintenance of affordable housing units and the preservation of neighborhoods. It is an important effort given the limited development of affordable housing units. Rehabilitation also assisted the elderly and disabled in making their homes adaptable to their special needs.

A total of 161 affordable housing units were rehabilitated or created through the County's CDBG, HOME and ACT 137 programs during the reporting period. Forty-five owner-occupied units rehabilitated through the Home Improvement Program. Forty-three owner-occupied units were weatherized and 16 renter-occupied units were weatherized. Forty owner-occupied units received emergency repairs. Eleven low-income households (0%-80% MFI) and 2 non-low income households (80%-100% MFI) received homebuyer assistance to purchase their own homes. Four affordable rental housing units were constructed.

Beaver County continued to solicit proposals from qualified Community Housing Development Organizations (CHDO) and from private developers to develop new rental housing opportunities for low income households. During the reporting period one CHDO application was submitted to the County from Beaver Falls Youth Network, Inc. At the end of the reporting period this application was in the process of certification review.

Specific Housing Objectives

1. Evaluate progress in meeting specific objective of providing affordable housing, including the number of extremely low-income, low-income, and moderate-income renter and owner households comparing actual accomplishments with proposed goals during the reporting period.
2. Evaluate progress in providing affordable housing that meets the Section 215 definition of affordable housing for rental and owner households comparing actual accomplishments with proposed goals during the reporting period.
3. Describe efforts to address "worst-case" housing needs and housing needs of persons with disabilities.

Program Year 4 CAPER Specific Housing Objectives response:

1. *The total breakdown by household income is described in the Housing Needs Tables of this document. The breakdown for each program by household income is contained in the decent housing objective sheets included in this document under the Objectives tab. Please refer to #1 of the General Questions section of this document for information on the County's progress in meeting specific objectives pertaining to providing affordable housing.*

2. *The County created a total of 1,369 Section 215 rental housing opportunities which is 473 greater than the goal of 896. Of all the rental opportunities, 35 were created through the CDBG and HOME funded programs. Eight-hundred fourteen (814) were created through public housing rehabilitation and 525 were created through the Housing Choice Voucher Program. The County created a total of 161 Section 215 owner housing opportunities which is 27 more than the goal of 134. All of the owner housing opportunities were created through the CDBG, HOME, ADDI and Act 137 funded programs. Please refer to #1 of the General Questions section of this document for information on the County's progress in meeting specific objectives pertaining to Section 215 housing opportunities.*

3. *The "worst-case" housing needs continue to be housing for young adult males and females (Ages 18-25) with co-occurring disorders, such as drug and alcohol with mental health issues. These are typically "hard to place" individuals who have failed in other programs and who have "burned bridges" with public housing and other affordable housing programs. Beaver County's Continuum of Care has supported the application of Supportive Services, Inc. through the 2008 Supportive Housing Program to provide tenant-based rental assistance which would assist this population. Unfortunately, this project was not funded. In FY 2008, Beaver County's Continuum of Care submitted an application and received funding for Supportive Housing funds for renewal of a project to assist 8 persons with "worst-case" housing needs.*

Beaver County administered the Homeless Assistance Program funded through the Pennsylvania Department of Public Welfare. Through this program \$161,459 was spent to assist 3255 homeless and near-homeless persons with emergency shelter, transitional housing, rental assistance, utility arrearage assistance and other supportive services. In addition 376 persons were assisted through the Emergency Shelter Grant program where \$162,170 in ESG funds were used to fund supportive services, operations for shelters, homeless prevention, and financial assistance to avoid homelessness.

Public Housing Strategy

1. Describe actions taken during the last year to improve public housing and resident initiatives.

Program Year 4 CAPER Public Housing Strategy response:

1. *The HACB completed renovations on 850 units. To facilitate the*

identification of necessary renovation work at its public housing communities, the HACB worked closely with its tenant councils. Tenant councils met on a regular basis at each complex. Tenant council representatives were invited to attend Resident Advisory Board meetings at the Housing Authority's main office to provide input on issues related to public housing.

In addition, through the ARRA, the HACB was awarded \$5,200,000 in funding to make the new public housing development, Stephen Phillips Homes LEED certified through an Energy Performance Contract. In addition, the HACB received \$693,000 in competitive ARRA funds to complete the construction of four handicapped accessible apartments at the Sheffield Towers development.

Barriers to Affordable Housing

1. Describe actions taken during the last year to eliminate barriers to affordable housing.

Program Year 4 CAPER Barriers to Affordable Housing response:

1. Please refer to the Barriers to Affordable Housing Tab of this document for this information.

HOME/ American Dream Down Payment Initiative (ADDI)

1. Assessment of Relationship of HOME Funds to Goals and Objectives
 - a. Evaluate progress made toward meeting goals for providing affordable housing using HOME funds, including the number and types of households served.
2. HOME Match Report
 - a. Use HOME Match Report HUD-40107-A to report on match contributions for the period covered by the Consolidated Plan program year.
3. HOME MBE and WBE Report
 - a. Use Part III of HUD Form 40107 to report contracts and subcontracts with Minority Business Enterprises (MBEs) and Women's Business Enterprises (WBEs).
4. Assessments
 - a. Detail results of on-site inspections of rental housing.
 - b. Describe the HOME jurisdiction's affirmative marketing actions.
 - c. Describe outreach to minority and women owned businesses.

Program Year 4 CAPER HOME/ADDI response:

1.a. 1020 State Street in Baden (Sisters of St. Joseph project) was completed with a total of \$600,000 in HOME 2004, 2006 and 2007 funds, all of which was spent in FY 2008. This project consisted of 6 units to house the elderly. The acquisition and rehabilitation of 1001 Eighth Avenue in Beaver Falls was completed with a total of \$37,724 of HOME 2004 funds which provides 4 newly rehabilitated affordable housing units, 2 of which were occupied by very low income households (<30% MFI) and 2 that are occupied by low income households (30% to 50% MFI). The rehabilitation of single family homes using \$241,546 in HOME 2008 funds in Aliquippa, Ambridge and Beaver Falls began during the reporting year which when completed will provide 3 affordable units. In FY 2008, \$59,687 was utilized to assist 13 households with tenant-based rental assistance 9 of which were very low income households (< 30% MFI), and 4 of which were low income households (30% to 50% MFI). \$10,500 in ADDI funds was spent in FY 2008 to assist 2 low-moderate income first time homebuyer households (50% to 80% MFI), and \$123,741 in Act 137 funds was spend to assist 11 additional first time homebuyer households.

2.a. Refer to the HOME Match Report tab for this document..

3.a. The HOME MBE and WBE Report is attached under the MBE WBE Reports for CDBG and HOME tab of this document.

4.a. Affordable units were inspected during the reporting period by the Housing Coordinator for the CDP. All properties met Minimum Housing Quality Standards (HQS) and provided safe, affordable, quality rental housing. Copies of the inspection reports are maintained on file in the offices of the Community Development Program. The following HOME-funded rental housing properties were inspected during the reporting year:

- Autumnwood*
- Whipple Court*
- Beaver Village*
- Alum Ridge Apartments*
- 1001 Eighth Avenue, Beaver Falls*
- Freedom School*

b. In accordance with Beaver County's commitment to non-discrimination and equal opportunity in housing, the County has established procedures to affirmatively market housing units rehabilitated or assisted under the HOME Investment Partnerships Program. These procedures are intended to further the objectives of Title VIII of the Civil Rights Act of 1968 and Executive Order 11063. Beaver County believes that individuals of similar economic levels in the same housing market area should have a similar range of housing choices available to them regardless of their race, color, religion, sex, familial status, handicap, or national origin. Individuals eligible for public housing assistance or individuals who have minor children should also have a similar range of housing choices available to them. Beaver County implemented this policy through affirmative marketing procedures designed for the HOME Investment Partnerships Program. All participants in the HOME program must agree in writing to abide by the County's Affirmative Marketing Policy. The Affirmative Marketing Policy becomes part of the loan agreement that is signed by the owner of a rental

project. CHDOs' and other subrecipients' agreements specify the Affirmative Marketing Procedures that must be followed. Under the ADDI program, Housing Opportunities, the organization that conducts the First-Time Homebuyer program, and the HACB distributed brochures describing the program to residents, tenants, and families that were potentially eligible. Brochures were also given to lending institutions for distribution.

c. Beaver County continues to work with WBE and MBE developers, consultants and contractors in the HOME program whenever possible. Beaver County's HOME and ADDI minority outreach efforts are included under the MBE WBE Reports CDBG and HOME tab of this document.

HOMELESS

Homeless Needs

*Please also refer to the Homeless Needs Table in the Needs.xls workbook.

1. Identify actions taken to address needs of homeless persons.
2. Identify actions to help homeless persons make the transition to permanent housing and independent living.
3. Identify new Federal resources obtained from Homeless SuperNOFA.

Program Year 4 CAPER Homeless Needs response:

1. Beaver County continues to support efforts to address homeless issues by providing assistance to human service agencies through the Emergency Shelter Grant Program, the PA Homeless Assistance Program, and the PA Act 137 Housing Trust Fund. Homeless issues are addressed on a case-by-case basis to serve needs specific to the individual or family.

The County funds a homeless helpline that operates 24 hours a day, seven days a week. The hotline offers referrals specific to the individual caller's needs.

The County employs a database system of tracking housing requests for homeless and near homeless individuals. The HMIS was instituted to better track homelessness. In FY 2008, 1,109 people were assisted through the HMIS program.

2. In 2008, Friendship Homes continued a permanent housing program for homeless individuals and families, provided on a countywide, scattered site basis. The program, managed by the local Salvation Army, continues to expand. Currently Friendship Homes operates 12 units with a total of 34 beds. Program participants are admitted with an emergency homeless need. Participants work with a case manager to identify issues that are keeping them from obtaining self-sufficiency. While in the program, the individual receives services in the identified areas of need, such as employment training, family relationships, daily living skills, budgeting,

drug and alcohol counseling and/or mental health services. Although Friendship Homes is structured as a permanent housing program, the ultimate goal of the program is to assist the individuals to reach their goal of achieving independence as a private renter or homeowner. In addition, the Housing Specialist attended training from National City Bank regarding its Family Savings Accounts program, which provides extensive financial planning to low income families who participate in its program.

The County also continued to support permanent housing for homeless through programs operated by Supportive Services and Harbor Point Housing.

The County Housing Specialist worked closely with the State Hospital Oversight Panel of Beaver County Behavioral Health to successfully transition residents of Mayview State Hospital to permanent supportive housing. The hospital closed in December 2008.

3. During FY 2008 Beaver County continued its formal HMIS system. The system "went live" in FY 2006 and is the current countywide database. Unfortunately, because of the confidentiality regulations the system is unable to share "real time" information and will not eliminate the duplication of counts of some homeless. The system does provide valuable information regarding vacancies and available services. The system also allows the County to generate reports that will assist in determining successes and identifying service or program needs. In FY 2008, a total of \$1,036,069 was awarded through the Homeless SuperNOFA to continue the following programs:

- HACB awarded \$37,880 for HMIS to continue the formal HMIS system*
- Harbor Point Housing awarded \$82,564 for the Freedom Project which provides housing and supportive services to individuals with mental health disabilities and families with a member who has a mental health disability*
- Supportive Services, Inc. awarded \$175,561 for Melrose Place which provides housing and supportive services for elderly persons with mental health disabilities*
- Supportive Services, Inc. awarded \$391,422 for Stone Harbour which provides housing and supportive services for people with a mental health and a drug or alcohol diagnosis being released from jail*
- Supportive Services, Inc. awarded \$164,430 for its Young Consumers program which provides housing and supportive services to people age 18-25 with mental health disabilities*
- The Salvation Army was awarded \$184,212 for its Friendship Homes program which provides permanent housing with supportive services to homeless individuals and families on a countywide, scattered site basis.*

Specific Homeless Prevention Elements

1. Identify actions taken to prevent homelessness.

Program Year 4 CAPER Specific Housing Prevention Elements response:

1. The County has made great efforts in the area of homeless prevention. The Homeless Helpline is currently managed by CONTACT Beaver Valley and is a 24 hour a day, seven day a week telephone helpline that is staffed to receive calls and make appropriate housing referrals through the use of the County's Homeless Resource Directory. The homeless resource directory was uploaded to a countywide database that is being used by social service agencies that assist the homeless. Twice a year the County updates and distributes a laminated emergency resource card with current contacts for housing, food, crisis and behavioral health needs.

The HMIS system continued to work with housing and service providers. The participating providers received training throughout the year to correct data quality issues.

The County continued to provide funding through state Homeless Assistance Program sources for homeless prevention through a rental assistance program. This program also provided assistance for utility and mortgage payment arrearages and down payment and security deposit costs.

The County Office of Veterans Affairs continued to provide support, including collaboration with the Pittsburgh area Vietnam Veterans Leadership Program that provides resources to veterans relating to homeless issues.

The HUD mandated Point in Time survey was completed on January 28, 2009. In addition a summer outreach survey was conducted on September 2, 2009 to assess unsheltered homeless.

The Housing Specialist worked closely with the Census Bureau in Beaver County to assist in counting homeless in the 2010 census. A representative of the Pittsburgh regional Census Bureau was invited to make a presentation to the Housing and Homeless Coalition in the Spring of 2009. 35 people attended this meeting and received information on the upcoming census.

The Housing and Homeless Coalition has expanded its membership to include representation from adjacent counties, Allegheny, Lawrence and Butler in order to share information and resources as well as identify gaps in services. Representatives from Southwestern PA Legal Services, Allegheny Department of Health and Human Services and Southwestern PA Aids Planning Coalition attend monthly meetings of the Coalition.

Emergency Shelter Grants (ESG)

1. Identify actions to address emergency shelter and transitional housing needs of homeless individuals and families (including significant subpopulations such as those living on the streets).
2. Assessment of Relationship of ESG Funds to Goals and Objectives
 - a. Evaluate progress made in using ESG funds to address homeless and homeless prevention needs, goals, and specific objectives established in the Consolidated Plan.
 - b. Detail how ESG projects are related to implementation of comprehensive homeless planning strategy, including the number and types of individuals and persons in households served with ESG funds.
3. Matching Resources
 - a. Provide specific sources and amounts of new funding used to meet match as required by 42 USC 11375(a)(1), including cash resources, grants, and staff salaries, as well as in-kind contributions such as the value of a building or lease, donated materials, or volunteer time.
4. State Method of Distribution
 - a. States must describe their method of distribution and how it rated and selected its local government agencies and private nonprofit organizations acting as subrecipients.
5. Activity and Beneficiary Data
 - a. Completion of attached Emergency Shelter Grant Program Performance Chart or other reports showing ESGP expenditures by type of activity. Also describe any problems in collecting, reporting, and evaluating the reliability of this information.
 - b. Homeless Discharge Coordination
 - i. As part of the government developing and implementing a homeless discharge coordination policy, ESG homeless prevention funds may be used to assist very-low income individuals and families at risk of becoming homeless after being released from publicly funded institutions such as health care facilities, foster care or other youth facilities, or corrections institutions or programs.
 - c. Explain how your government is instituting a homeless discharge coordination policy, and how ESG homeless prevention funds are being used in this effort.

Program Year 4 CAPER ESG response:

1. During the reporting period, Beaver County used its annual Emergency Shelter Grants (ESG) fund allocation to help address various homeless issues in the County. The County budgeted ESG funds for homeless facility operating costs and supportive services. There were no specific plans to open any new emergency shelters. The County's focus was the implementation of strategies to assist homeless individuals and families through the provision of transitional housing opportunities. To achieve this objective, the County expended its ESG funds as follows:

- *Beaver County Community Housing Development Organization, Inc. (BCCHDO) - BCCHDO was granted \$35,000 (ESG 07) which was completely expended during the reporting period. BCCHDO was granted \$35,000 (ESG 08) on May 14, 2009 and expended \$3,842 by the end of the reporting period.*
- *Supportive Services, Inc. - Supportive Services was granted \$50,000 (ESG 07) and expended the entire amount. Supportive Services was granted \$46,320 (ESG 08) on May 14, 2009 and expended \$10,246 during the reporting period.*
- *The Salvation Army was awarded \$11,629 (ESG 07) for operating. All funds were expended in FY 2008. The Salvation Army was also awarded a grant of \$11,629 (ESG 08) on June 25, 2009 for supportive services which was unexpended in FY 2008. In addition, the Salvation Army was awarded \$19,113 (ESG 07) for a matching grant for their Supportive Housing project all of which was expended in FY 2008. On June 25, 2009 the Salvation Army was awarded \$23,468 (ESG 08) for a matching grant for their Supportive Housing project of which \$3,667 was expended in FY 2008.*
- *The Women's Center was awarded \$46,488 (ESG 07) for operation. These funds were completely expended in FY 2008. The Women's Center was awarded \$46,319 (ESG 08) which was unexpended in FY 2008.*
- *ESG 06 funds in the amount of \$3,515.84 were used for administration. ESG 07 funds in the amount of \$6187 were used for administration. No ESG 08 funds were used for administration during the reporting year.*

Beaver County continued to invest its ESG entitlement in a timely manner. To ensure timeliness expenditure of funds, these projects are monitored monthly by the project manager. In addition, the ESG application process is completed and contracts awarded within 10 months of the award to the County so that funds can be expended prior to the deadline. The projects are proceeding in a reasonable manner and it is expected that all funds will be expended with the 24 month period.

The very limited funding resources received by the County were distributed to several local non-profit organizations that have demonstrated excellent administrative capacity. In addition to providing assistance to homeless families and individuals through these organizations, the County also establishes a priority for assisting those who are at risk of becoming homeless. These families and individuals are typically provided financial assistance to pay for rent and utilities in order to remain in their current homes. Preventing homelessness in these situations can often require fewer financial resources in the long-term.

2. a. These activities address the objective of making decent housing accessible and/or affordable to low moderate income persons. Through non-profit organizations and other public agencies, Beaver County spent \$162,612 in ESG funds to provide assistance to the homeless population and

those at risk of becoming homeless. One thousand one-hundred thirty-five (1,135) homeless persons were provided case management. This number increased from 802 in FY 2006 due to better reporting and increased need. Refer to Outcome Sheets under the Objectives tab for further information.

To ensure that all ESG funds are expended within the 24-month period required by Federal regulation, all projects are monitored monthly by the project manager; and agencies are required to submit monthly invoices. In addition, the ESG application process is completed and contracts awarded within 10 months of the award to the County so that funds can be expended prior to the deadline.

b. Two-hundred thirty-two (232) people in extremely low income households (<30% MFI) were provided emergency shelter and 94 people with extremely low income were provided transitional housing.

3. A total of \$152,889 in ESG program expenditures was matched with a total of \$1,301,507 in other grant funds, fundraising and donated goods. The following matching funds or in-kind services were secured for the ESG program expenditures during the reporting period. No volunteer service hours were used as match during the reporting period.

- The total ESG expenditures by Beaver County Community Housing Development Organization, Inc. (BCCHDO) during the reporting period were \$36,062. This amount was matched with \$13,000 from a golf outing and \$500 in a cash donation was received from Koppel Steel.*
- The total ESG expenditures by Supportive Services Inc. during the reporting period were \$50,575. This amount was matched with \$783,888 in funding from the local MH/MR office and donations of bakery goods worth approximately \$104,000 from a local grocery store chain.*
- The total ESG expenditures by the Salvation Army were \$21,609. This amount was matched with \$10,000 in operating funds provided by the Beaver Falls Office of the Salvation Army.*
- The total ESG expenditures by the Women's Center of Beaver County during the reporting period were \$44,077. This amount was matched with \$290,552 in Pennsylvania Coalition Against Domestic Violence funds, \$35,500 in United Way funds, \$58,004 in funds from Beaver County Children and Youth Services, \$7,750 from Drug and Alcohol Services and \$15,500 from Federal Emergency Management Agency funds*

In addition, a total of \$161,459 in HAP funds was received in FY 2008 of which \$11,500 was used by the Beaver County Community Development Program for Administration of the program. The remaining funds were distributed as follows:

- Franklin Center received \$38,909 to provide rental and utility assistance to persons at risk for homelessness.*

- *BCCHDO received \$24,000 for operation of a transitional shelter.*
- *Contact Beaver Valley received \$7,000 to run the Homeless Helpline.*
- *The Women's Center of Beaver County received \$22,000 to provide case management services.*
- *Harbor Point Housing received \$39,000 to provide case management services.*
- *The Women's Center of Beaver County received \$14,000 for the Bridge Housing Program which provides transitional housing services.*
- *The Salvation Army received \$3,000 to provide emergency housing services.*

4. Beaver County is not a state entity therefore this item is not applicable.

5. a. Beaver County spent \$152,889 on shelter operations that served 396 people. There were no problems in collecting, reporting or evaluating the reliability of this data.

b. i. Homeless Discharge Coordination. No ESG funds are used specifically for discharge coordination.

c. Formal discharge planning protocol has been implemented through the County's Continuum of Care process in the areas of foster care, health care, mental health and corrections. No ESG funds are used specifically in this effort.

COMMUNITY DEVELOPMENT

Community Development

*Please also refer to the Community Development Table in the Needs.xls workbook.

1. Assessment of Relationship of CDBG Funds to Goals and Objectives
 - a. Assess use of CDBG funds in relation to the priorities, needs, goals, and specific objectives in the Consolidated Plan, particularly the highest priority activities.
 - b. Evaluate progress made toward meeting goals for providing affordable housing using CDBG funds, including the number and types of households served.
 - c. Indicate the extent to which CDBG funds were used for activities that benefited extremely low-income, low-income, and moderate-income persons.
2. Changes in Program Objectives
 - a. Identify the nature of and the reasons for any changes in program objectives and how the jurisdiction would change its program as a result of its experiences.

3. Assessment of Efforts in Carrying Out Planned Actions
 - a. Indicate how grantee pursued all resources indicated in the Consolidated Plan.
 - b. Indicate how grantee provided certifications of consistency in a fair and impartial manner.
 - c. Indicate how grantee did not hinder Consolidated Plan implementation by action or willful inaction.
4. For Funds Not Used for National Objectives
 - a. Indicate how use of CDBG funds did not meet national objectives.
 - b. Indicate how did not comply with overall benefit certification.
5. Anti-displacement and Relocation – for activities that involve acquisition, rehabilitation or demolition of occupied real property
 - a. Describe steps actually taken to minimize the amount of displacement resulting from the CDBG-assisted activities.
 - b. Describe steps taken to identify households, businesses, farms or nonprofit organizations who occupied properties subject to the Uniform Relocation Act or Section 104(d) of the Housing and Community Development Act of 1974, as amended, and whether or not they were displaced, and the nature of their needs and preferences.
 - c. Describe steps taken to ensure the timely issuance of information notices to displaced households, businesses, farms, or nonprofit organizations.
6. Low/Mod Job Activities – for economic development activities undertaken where jobs were made available but not taken by low- or moderate-income persons
 - a. Describe actions taken by grantee and businesses to ensure first consideration was or will be given to low/mod persons.
 - b. List by job title of all the permanent jobs created/retained and those that were made available to low/mod persons.
 - c. If any of jobs claimed as being available to low/mod persons require special skill, work experience, or education, provide a description of steps being taken or that will be taken to provide such skills, experience, or education.
7. Low/Mod Limited Clientele Activities – for activities not falling within one of the categories of presumed limited clientele low and moderate income benefit
 - a. Describe how the nature, location, or other information demonstrates the activities benefit a limited clientele at least 51% of whom are low- and moderate-income.
8. Program income received
 - a. Detail the amount of program income reported that was returned to each individual revolving fund, e.g., housing rehabilitation, economic development, or other type of revolving fund.
 - b. Detail the amount repaid on each float-funded activity.
 - c. Detail all other loan repayments broken down by the categories of housing rehabilitation, economic development, or other.
 - d. Detail the amount of income received from the sale of property by parcel.
9. Prior period adjustments – where reimbursement was made this reporting period for expenditures (made in previous reporting periods) that have been disallowed, provide the following information:
 - a. The activity name and number as shown in IDIS;

- b. The program year(s) in which the expenditure(s) for the disallowed activity(ies) was reported;
 - c. The amount returned to line-of-credit or program account; and
 - d. Total amount to be reimbursed and the time period over which the reimbursement is to be made, if the reimbursement is made with multi-year payments.
10. Loans and other receivables
- a. List the principal balance for each float-funded activity outstanding as of the end of the reporting period and the date(s) by which the funds are expected to be received.
 - b. List the total number of other loans outstanding and the principal balance owed as of the end of the reporting period.
 - c. List separately the total number of outstanding loans that are deferred or forgivable, the principal balance owed as of the end of the reporting period, and the terms of the deferral or forgiveness.
 - d. Detail the total number and amount of loans made with CDBG funds that have gone into default and for which the balance was forgiven or written off during the reporting period.
 - e. Provide a List of the parcels of property owned by the grantee or its subrecipients that have been acquired or improved using CDBG funds and that are available for sale as of the end of the reporting period.
11. Lump sum agreements
- a. Provide the name of the financial institution.
 - b. Provide the date the funds were deposited.
 - c. Provide the date the use of funds commenced.
 - d. Provide the percentage of funds disbursed within 180 days of deposit in the institution.
12. Housing Rehabilitation – for each type of rehabilitation program for which projects/units were reported as completed during the program year
- a. Identify the type of program and number of projects/units completed for each program.
 - b. Provide the total CDBG funds involved in the program.
 - c. Detail other public and private funds involved in the project.
13. Neighborhood Revitalization Strategies – for grantees that have HUD-approved neighborhood revitalization strategies
- a. Describe progress against benchmarks for the program year. For grantees with Federally-designated EZs or ECs that received HUD approval for a neighborhood revitalization strategy, reports that are required as part of the EZ/EC process shall suffice for purposes of reporting progress.

Program Year 4 CAPER Community Development response:

1. a. Please see the Completed Projects tab of this document for a list of completed projects and the narrative in the General Questions section above. Please refer to the tab labeled Ongoing Projects of this document for a list of ongoing projects. Canceled projects are listed in the Canceled Projects Tab. Please see the tab labeled Objectives for the Objective and Outcome sheets which include all projects. The highest priority activities were Public Facilities and Improvements projects (including Parks,

Recreational Facilities, Parking Facilities, Flood Drain Improvements, Water/Sewer Improvements, Street Improvements, and Sidewalks), Acquisition, Clearance, Public Services, Youth Services, Employment Training, Rehabilitation of Single Unit Residences, Rehabilitation of publicly or Privately-Owned Commercial/Industrial buildings, Non-Residential Historic Preservation, Commercial/Industrial Infrastructure and Development, Economic Development Technical Assistance, Planning Activities, General Program Administration and Fair Housing Activities. The amount of \$4,163,895 or 99.25% of \$4,195,291 in CDBG funds spent during the reporting period was expended on the highest priority projects in Beaver County.

b. Through the Emergency Home Improvement Program, repairs were made to:

- 7 elderly (2 persons with either person 62 years old or over) 3 small (2 persons, neither person 62 years old or over, or 3 or 4 persons) and 2 large (more than 4 persons) owner households with incomes less than 30% of Median Family Income*
- 12 elderly, 6 small and 4 large owner households with incomes between 30% and 50% of the Median Family Income*
- 3 elderly, 2 small and 1 large owner households with incomes between 50% and 80% of the Median Family Income*

Through the Weatherization program, energy efficiency improvements were made to:

- 15 elderly, 13 small, 2 large and 13 disabled owner households with incomes less than 30% of Median Family Income*
- 2 elderly, 8 small, 1 large and 5 disabled renter households with incomes less than 30% of Median Family Income*

Through the Home Improvement Program repairs were made to:

- 4 elderly, 3 small and no large and 5 disabled owner households with incomes less than 30% of Median Family Income*
- 3 elderly, 2 small and 7 large and 6 disabled owner households with incomes between 30% and 50% of the Median Family Income*
- 6 elderly, 7 small and 2 large owner households with incomes between 50% and 80% of the Median Family Income.*

The repairs to these homes allowed decent affordable housing to be sustained for these families.

c. A total of \$2,463,045 in CDBG funds or 86.44% was expended on activities that benefited extremely low-income, low-income, and moderate-income persons in Beaver County. Please refer to the Financial Reports PR26 & Supplement tab for more information.

2. a. No changes in program objectives were made in FY 2008

3. a. Beaver County made an application and received the federal entitlement funds as listed in the Consolidated Plan. It was granted \$3,844,592 in CDBG funds, \$783,741 in HOME funds, \$5,473 in ADDI funds, and \$171,247 in ESG funds. Beaver County received \$1,036,069 in Supportive Housing Program funding, \$1,596,710 in Homeless Prevention and Rapid Re-Housing Program funding, and \$1,043,769 in CDBG-Recovery funding. The following funds were applied for and/or received from the state of Pennsylvania:

- PA Department of Public Welfare Homeless Assistance Program funds in the amount of \$161,459*
- Supported Work Program funds in the amount of \$355,541*
- Community Services Block Grant Program in the amount of \$365,993*

Local funding consisted of \$206,455 in Act 137 Affordable Housing funds.

b. The County issues Certifications of Consistency with the Consolidated Plan for HUD programs in a fair and impartial manner. The projects are reviewed in relationship to the goals and objectives of the Consolidated Plan. In addition, the County provides certifications to those entities submitting applications to HUD so that applications can be submitted in a timely manner. During the reporting period, the County certified the consistency of the Annual Agency Plan of the HACB for Fiscal Year 2010. In addition, the County certified the consistency of the Supportive Housing Program Application which included the Stone Harbour, The Freedom Project, Melrose Place, Young Consumers and Friendship Homes programs as well as the HACB's TBRA and HMIS programs. The County certified the consistency for a 25 unit elderly housing plan in Hopewell Township and for a Rural Fair Housing Initiative through Southwester PA Legal Services. The County also wrote a letter of support for the "Montour Trail" through Beaver County.

c. The County continued its implementation of the Consolidated Plan. The activities implemented were a part of the Consolidated Plan and were determined through the Citizen Participation process as well as through the application process. Beaver County did not hinder implementation of the Consolidated Plan by action or willful inaction.

4. a. All funds were used to meet national objectives.

b. During the reporting period, the expenditures complied with overall benefit certification.

5. a. b. and c. No activities undertaken during the reporting period resulted in resident displacement.

6. a. b. and c. During this reporting period, a total of \$420,644 in CDBG funds was spent on economic development activities. One low/mod job for

the owner of one business was created through one loan for \$7500 through the revolving loan program (Activity 1501). As a requirement of the program, qualified applicants are low-income persons who are starting or expanding their microenterprises. The design and environmental review for the Midland KOZ business park (Activity Nos. 1266 and 1339) continued in this reporting year and it is anticipated that jobs will be created in 2013 when the business park is completed. \$48,052 was spent to provide technical assistance to 102 low income people who own or are starting microenterprises (Activity Nos. 1449, 1567 and 1597). During the reporting period \$258,715 was spent on 13 commercial façade rehabilitation projects (Activity Nos. 1537, 1546, 1592 and 1593).

7. a. All non-presumed low-moderate clientele activities require proof of income and all beneficiaries are determined to be in the low-moderate income ranges.

8. a. b. c. and d. Please refer to the Financial Reports PR26 & Supplement tab of this document.

9. a. b. c. and d. There were no activities that were disallowed during this period.

10. a. b. c. and d. Please refer to the Financial Reports PR26 & Supplement tab of this document.

e. There are no parcels of property owned by Beaver County or its subrecipients that have been acquired or improved using CDBG funds and are available for sale as of the end of this reporting period.

11. a. b. c. and d. No Lump Sum Agreements were made during the reporting period.

12. a. Through the Emergency Home Improvement Program, emergency repairs were made to 40 owner units. Through the Weatherization program, energy efficiency improvements were made to 43 owner units and 16 renter units. Through the Home Improvement Program repairs were made to 45 owner units.

b. A total of \$713,790 in CDBG funds was spent for housing rehabilitation.

c. No other public or private funds were used for these activities.

13. The U.S. Department of Housing and Urban development (HUD) has approved Neighborhood Revitalization Strategy Area (NRSA) submissions from both the City of Aliquippa and the City of Beaver Falls. In accordance with HUD requirements, the progress of the approved NRSA's is reported on by reference and linkages with the Consolidated plan as noted below.

Aliquippa Neighborhood Revitalization Strategy:

Housing

The City of Aliquippa will seek to have additional owner-occupied homes rehabilitated through Beaver County's Home Improvement Program. During the reporting period 8 homes were rehabilitated in the City of Aliquippa through the Home Improvement Program.

The City of Aliquippa will pursue its goal of increased homeownership via the Housing Authority of Beaver County Homeownership Program. Beaver County Act 137 funds will be used in conjunction with Housing Authority funds, Federal Home Loan Bank funds and equity from a limited partnership to stimulate homeownership in Aliquippa. These programs expect to assist households in Beaver County in FY 2008 via pre-purchase and post-purchase counseling, down payment/closing cost assistance and appraisal gap subsidies. Residents of Aliquippa are referred to the First Time Homebuyer Program.

The Consolidated Plan includes \$50,000 for one project for spot demolition/clearance projects of structures throughout the city. Removal of vacant dilapidated structures will eliminate blighting influences and potential safety hazards, thereby improving the quality of life for area residents. \$22,577 was spent during the reporting year on 2 ongoing clearance activities.

Economic Development

The Consolidated Plan contains \$135,000 for Main Street planning to assist ten county business districts. The Aliquippa Franklin Avenue Development Committee participates in Beaver County's Main Street Network in revitalizing the City's Central Business District (CBD) and making it a more economically viable business district. In FY 2008, Aliquippa participated in the County's Main Street Network program.

The Consolidated Plan contains \$350,000 for façade improvements in 10 county business districts. The Aliquippa Franklin Avenue Development Committee participates in Beaver County's Façade Improvement Program. In FY 2008, 1 Façade renovation project was completed in Aliquippa. The Franklin Avenue Development Committee also participated in Beaver County's Architectural Conceptual Design Program.

Infrastructure

The Consolidated Plan includes \$50,000 for improvement of one sewer repair project in the City of Aliquippa. In FY 2008, two street improvement projects were completed. A total of \$95,725 in CDBG funds was spent on road improvement projects. \$22,983 was spent on two ongoing sewer improvement projects. \$26,793 was spent on the completion of one and the continuation of 3 neighborhood facilities development or improvement projects.

Supportive Services

The County's Consolidated Plan includes \$171,247 to support non-profit organizations that provide emergency housing to homeless individuals and families, help prevent homelessness and eviction, provide transitional housing or create permanent housing. These organizations include the Women's Center, Supportive Services and Beaver County Community Housing Development Organization, Inc. Clients of these non-profit agencies include the city of Aliquippa residents. In FY 2008, \$152,889 in ESG funds was spent on these activities.

Beaver Falls Neighborhood Revitalization Strategy

Housing

Based on past participation levels, the City of Beaver Falls can expect to have additional owner-occupied homes rehabilitated through Beaver County's Home Improvement Program. During the reporting period, 4 single family homes were rehabilitated through the Home Improvement Program.

The City of Beaver Falls will pursue its goal of increased homeownership via the Beaver County Housing Authority's Homeownership Program. Beaver County Act 137 funds will be used in conjunction with Housing Authority funds, Federal Home Loan Bank funds and equity from a limited partnership to stimulate homeownership in Beaver Falls. These programs expect to assist households in Beaver County in FY 2008 via pre-purchase and post-purchase counseling, down payment/closing cost assistance and appraisal gap subsidies. In FY 2008, residents of Beaver Falls were referred to the First Time Homebuyer Program.

Economic Development

The Consolidated Plan contains \$135,000 for Main Street planning to assist ten county business districts. The Beaver Falls Business District Authority participates in Beaver County's Main Street Network in revitalizing the City's Central Business District (CBD) and making it a more economically viable business district. In FY 2008, Beaver Falls received services through the County's Main Street Network program.

The Consolidated Plan contains \$350,000 for façade improvements in 10 county business districts. The Beaver Falls Business District Authority participates in Beaver County's Façade Improvement Program. In FY 2008, 1 façade renovation project was completed in Beaver Falls. The Beaver Falls Business District Authority also participates in Beaver County's Architectural Conceptual Design Program.

Infrastructure

The Consolidated Plan includes \$75,000 for street improvements in the City of Beaver Falls. A portion of this will be used to repave 3 streets in the city's target Housing Improvement Area. These improvements will address poor street conditions in this area, improve the quality of life for area

residents, and support housing development in the target area. In FY 2008, 3 street improvement projects were completed and 3 were underway in the City of Beaver Falls. A total of \$78,005 in CDBG funds was spent on these projects.

Supportive Services

The County's Consolidated Plan includes \$171,247 to support non-profit organizations that provide emergency housing to homeless individuals and families, help prevent homelessness and eviction, provide transitional housing or create permanent housing. These organizations include the Women's Center, Supportive Services and Beaver County Community Housing Development Organization, Inc. Many of the clients of these non-profit agencies live in the Beaver Falls area. In FY 2008, \$152,889 in ESG funds was spent on these activities.

Antipoverty Strategy

1. Describe actions taken during the last year to reduce the number of persons living below the poverty level.

Program Year 4 CAPER Antipoverty Strategy response:

1. Beaver County, through the Community Services Program, is committed to supporting projects that have an impact on the causes of poverty in our communities and to work toward a holistic approach at combining efforts to promote and facilitate self-sufficiency.

The County has utilized \$365,933 of the Community Services Block Grant to fund 6 services under a subcontract with 12 providers and to conduct administration of the program. The projects and/or services meet locally determined needs relevant to low income individuals/families and vulnerable population groups such as children, individuals with developmental disabilities, elderly, and persons with mental illness.

A list of the services for which funding was provided and the targeted populations that were served is as follows:

Self-Sufficiency

Beaver County Head Start (\$32,599 serving 180 individuals) This project engages a minimum of 30 "high risk" families in Beaver County in a process of problem solving using a "mentoring" model of intensive case management including counseling and development of an individual Family Service Plan. The "mentor"/social worker will remain involved with each family 3 months on average or longer as needed, identifying short and long term objectives with the families and educate them about community resources, advocating for themselves, and developing problem solving skills to meet future problems with strengthened personal skills.

Education

Beaver County Head Start (\$17,201 serving 1,200 individuals)
"Project Start" provides drug, alcohol and violence abuse lessons in a classroom setting to low income children and their parents or guardians.

Emergency Services

The Women's Center of Beaver County (\$27,184 serving 177 individuals) "Sexual Assault/Domestic Violence Outreach Prevention Education" program provides education services to individuals from the community that are low income and/or a high risk for abuse and to current victims of abuse who have sought the center for help.

Contact Beaver Valley (\$26,186 serving 8,000 individuals) provides a telephone helpline, crisis intervention service and reassurance program staffed by trained volunteers who respond confidentially to human need 24 hours per day.

Employment

Beaver County Rehabilitation Center, Inc. (\$36,691 serving 35 individuals) provides employment training from initial assessment to competitive placement to low income individuals with disabilities. The program also provides training for individuals to upgrade their current employment status.

Income Management

The Alliance for Consumer Protection (\$19,995 serving 350 individuals) provides consumer services to the client group including consumer credit counseling, budgeting and money management strategies, payment plans for debts, consumer education on making contracts, complaint-mediation, and consumer education about securing credit and loans.

Linkages

Big Brothers/Big Sisters of Beaver County (\$44,568 serving 225 individuals) provides services, transportation to training programs, education field trips and one-to-one mentors to disadvantaged youth who are not currently being served through the traditional Big Brothers / Big Sisters Program. The program also provides training and supervision to adult volunteers who will serve as mentors to the children.

Franklin Center (\$54,360 serving 1135 individuals) provides for basic human needs to low-income/working poor in Beaver County. Provision is made for medical equipment, clothing, furniture, appliances, Christmas gifts, rent/utility assistance and referral to other support agencies.

Neighborhood Legal Services Association (\$28,757 serving 225 individuals) provides service to high priority cases and to individual's participating in consumer clinics. The consumer clinic provides a means of training clients to assist them in resolving consumer problems such as debt collection and harassment. Free legal representation is made available for those whose problems progress to court proceedings.

Homemaker Home Health Services of Beaver County, Inc. (\$36,712 serving 35 individuals) Caregiver Relief Program provides a weekly respite to caregivers of low income residents with disabilities. The respite service is offered to the caregivers, free of charge, to provide time away from their responsibilities.

Aliquippa Alliance for Unity and Development (\$24,803 serving 1500 individuals) Outreach and Referral Service provides assistance to low income individuals in accessing information regarding energy assistance, community based workshops, job listings in cooperation with the Beaver County Job Center, and other social services programs.

Housing

Habitat for Humanity (\$24,445 serving 35 individuals) is a non-profit, self-help housing program that enables low-income persons to obtain housing. The program is designed to assist eligible persons to become self-sufficient through skills development and home ownership. Partner families are required to donate 500 (250 hours if single adult head of household) hours of "sweat equity" in their home and in other partner families' homes.

The Community Services Program of Beaver County also administers additional programs as follows:

Supported Work Program through a subcontract arrangement with the Beaver County Rehabilitation Center. The project has been very successful to date in assisting in the attainment of competitive employment for 90% of its referrals.

Homeless Assistance Program through subcontracts that are made with local social services.

NON-HOMELESS SPECIAL NEEDS

Non-homeless Special Needs

*Please also refer to the Non-homeless Special Needs Table in the Needs.xls workbook.

1. Identify actions taken to address special needs of persons that are not homeless but require supportive housing, (including persons with HIV/AIDS and their families).

Program Year 4 CAPER Non-homeless Special Needs response:

1. The Beaver County Community Development Program provided Pennsylvania Accessible Housing grant funding to assist in the rehabilitation of 15 housing units which benefited persons with disabilities during the reporting period.

The HACB continued to implement its Section 504 Assessment recommendations. With an overall goal of making 5% of the public housing stock accessible to persons with disabilities, the Housing Authority received approval for its Section 504 plan from HUD in March 2005. Construction or renovation of 15 units was completed in FY 2008 to meet Uniform Federal Accessibility Standards (UFAS) to bring the total of accessible units to 93. In addition, the HACB provided supportive services through 3 caseworkers who assisted 125 elderly residents with disabilities to remain in their residences.

Lutheran Village, a Section 202 funded project which will provide 35 affordable housing units for the elderly in Chippewa was complete at the end of FY 2008. In addition, construction began on Westfield Towers, a Section 202 funded project which will provide 40 affordable housing units for the elderly in Hopewell. Passavant Homes, through a Section 811 funded project, completed 9 additional units for people with disabilities in Aliquippa. Passavant Homes, through Section 811 funded projects, also began construction on units in Beaver, Monaca, Chippewa and Rochester.

The County continued providing CDBG assistance to the OVR New Hire Program. This program provides funding for administration of job training and placement services to persons with disabilities. During the reporting period 6 disabled adults were placed in jobs.

A total of \$35,096 was spent on 8 public facility improvements for handicapped accessibility. Two projects were completed and 6 were underway in FY 2008.

Twenty-nine low income homeowners with disabilities were assisted through the County's Weatherization and Home Improvement Programs.

Specific HOPWA Objectives

*Please also refer to the HOPWA Table in the Needs.xls workbook.

1. Overall Assessment of Relationship of HOPWA Funds to Goals and Objectives
Grantees should demonstrate through the CAPER and related IDIS reports the progress they are making at accomplishing identified goals and objectives with HOPWA funding. Grantees should demonstrate:
 - a. That progress is being made toward meeting the HOPWA goal for providing affordable housing using HOPWA funds and other resources for persons with HIV/AIDS and their families through a comprehensive community plan;

- b. That community-wide HIV/AIDS housing strategies are meeting HUD's national goal of increasing the availability of decent, safe, and affordable housing for low-income persons living with HIV/AIDS;
 - c. That community partnerships between State and local governments and community-based non-profits are creating models and innovative strategies to serve the housing and related supportive service needs of persons living with HIV/AIDS and their families;
 - d. That through community-wide strategies Federal, State, local, and other resources are matched with HOPWA funding to create comprehensive housing strategies;
 - e. That community strategies produce and support actual units of housing for persons living with HIV/AIDS; and finally,
 - f. That community strategies identify and supply related supportive services in conjunction with housing to ensure the needs of persons living with HIV/AIDS and their families are met.
2. This should be accomplished by providing an executive summary (1-5 pages) that includes:
- a. Grantee Narrative
 - i. Grantee and Community Overview
 - (1) A brief description of your organization, the area of service, the name of each project sponsor and a broad overview of the range/type of housing activities and related services
 - (2) How grant management oversight of project sponsor activities is conducted and how project sponsors are selected
 - (3) A description of the local jurisdiction, its need, and the estimated number of persons living with HIV/AIDS
 - (4) A brief description of the planning and public consultations involved in the use of HOPWA funds including reference to any appropriate planning document or advisory body
 - (5) What other resources were used in conjunction with HOPWA funded activities, including cash resources and in-kind contributions, such as the value of services or materials provided by volunteers or by other individuals or organizations
 - (6) Collaborative efforts with related programs including coordination and planning with clients, advocates, Ryan White CARE Act planning bodies, AIDS Drug Assistance Programs, homeless assistance programs, or other efforts that assist persons living with HIV/AIDS and their families.
 - ii. Project Accomplishment Overview
 - (1) A brief summary of all housing activities broken down by three types: emergency or short-term rent, mortgage or utility payments to prevent homelessness; rental assistance; facility based housing, including development cost, operating cost for those facilities and community residences
 - (2) The number of units of housing which have been created through acquisition, rehabilitation, or new construction since 1993 with any HOPWA funds
 - (3) A brief description of any unique supportive service or other service delivery models or efforts
 - (4) Any other accomplishments recognized in your community due to the use of HOPWA funds, including any projects in developmental stages

that are not operational.

- iii. Barriers or Trends Overview
 - (1) Describe any barriers encountered, actions in response to barriers, and recommendations for program improvement
 - (2) Trends you expect your community to face in meeting the needs of persons with HIV/AIDS, and
 - (3) Any other information you feel may be important as you look at providing services to persons with HIV/AIDS in the next 5-10 years
- b. Accomplishment Data
 - i. Completion of CAPER Performance Chart 1 of Actual Performance in the provision of housing (Table II-1 to be submitted with CAPER).
 - ii. Completion of CAPER Performance Chart 2 of Comparison to Planned Housing Actions (Table II-2 to be submitted with CAPER).

Program Year 4 CAPER Specific HOPWA Objectives response:

Beaver County was not a participant in the HOPWA program during the reporting period.

OTHER NARRATIVE

Include any CAPER information that was not covered by narratives in any other section.

Program Year 4 CAPER Other Narrative response:

Section 108 Accomplishments: The Section 108 Loan projects included streetscapes in Ambridge, New Brighton and Midland. At the end of FY 2007 the Ambridge Streetscape was complete benefiting 7682 people, 4382 of whom were low income. In FY 2008 both the New Brighton Streetscape and the Midland Streetscape were under construction. Please refer to the Section 108 Loan Report tab for additional information.

Housing Needs Table		Grantee:		Only complete blue sections. Do NOT type in sections other than blue.														Priority Need?	Plan to Fund?	Fund. Source	Households with a Disabled Member		Disproportionate Racial/Ethnic Need?	# of Households in lead-Hazard Housing	Total Low Income HIV/AIDS Population		
		Housing Needs - Comprehensive Housing Affordability Strategy (CHAS) Data Housing Problems	Current % of Households	Current Number of Households	3-5 Year Quantities																% of Goal	% HSHLD				# HSHLD	
					Year 1		Year 2		Year 3		Year 4*		Year 5*		Multi-Year												
					Goal	Actual	Goal	Actual	Goal	Actual	Goal	Actual	Goal	Actual	Goal	Actual											
Household Income <=30% MFI	Renter	Elderly	NUMBER OF HOUSEHOLDS	100%	1348																100%	515	No	997	UNK		
			Any housing problems	65.9	888		80	144	17	13	23	6	151	13			271	####	H	Y	H	63.3	326				
			Cost Burden > 30%	65.3	880													0	####								
			Cost Burden >50%	40.4	545													0	####								
	Renter	Small Related	NUMBER OF HOUSEHOLDS	100%	1519																			No			
			With Any Housing Problems	73.0	1109		761	144	125	700	6	717	##	592			##	####	H	Y	H						
			Cost Burden > 30%	72.4	1100													0	####								
			Cost Burden >50%	50.7	770													0	####								
	Renter	Large Related	NUMBER OF HOUSEHOLDS	100%	226																			No			
			With Any Housing Problems	87.2	197		0	31	1	1	0	1	1	0			2	####		Y	H						
			Cost Burden > 30%	76.1	172													0	####								
			Cost Burden >50%	54.4	123													0	####								
	Renter	All other hshld	NUMBER OF HOUSEHOLDS	100%	1295																			No			
			With Any Housing Problems	69.1	895		0	62	0	0	0	0	0	0			0	####	H	Y	H						
			Cost Burden > 30%	68.0	881													0	####								
			Cost Burden >50%	45.2	585													0	####								
	Owner	Elderly	NUMBER OF HOUSEHOLDS	100%	2111																						
			With Any Housing Problems	78.2	1651		19		17	18	23	18	27	0			86	####									
			Cost Burden > 30%	78.0	1647													0	####								
			Cost Burden >50%	52.1	1100													0	####								
Small Related		NUMBER OF HOUSEHOLDS	100%	649																			Yes				
		With Any Housing Problems	83.1	539		24		20	30	28	48	20	26			92	####										
		Cost Burden > 30%	83.1	539													0	####									
		Cost Burden >50%	66.3	430													0	####									
Related		NUMBER OF HOUSEHOLDS	100%	150																			No				
		With Any Housing Problems	94.7	142		5		3	4	4	2	4	0			16	####										

Continuum of Care Homeless Population and Subpopulations Chart

Part 1: Homeless Population		Sheltered		Un-sheltered	Total	Jurisdiction														
		Emergency	Transitional			Data Quality														
1.	Homeless Individuals	16	103	12	131	(N) enumerations ▼														
2.	Homeless Families with Children	10	14	1	25															
	2a. Persons in Homeless with Children Families	34	47	5	86															
Total (lines 1 + 2a)		50	150	17	217															
Part 2: Homeless Subpopulations		Sheltered		Un-sheltered	Total	Data Quality														
						Data Quality														
1.	Chronically Homeless		50	9	59	(A) administrative records ▼														
2.	Severely Mentally Ill		95	5	100															
3.	Chronic Substance Abuse		57	1	58															
4.	Veterans		8	0	8															
5.	Persons with HIV/AIDS		1	0	1															
6.	Victims of Domestic Violence		27	3	30															
7.	Youth (Under 18 years of age)		1	0	1															
Part 3: Homeless Needs Table: Individuals		Needs	Currently Available	Gap	5-Year Quantities										Total			Priority H, M, L	Plan to Fund? Y, N	Fund Source: CDBG, HOME, HOPWA, ESG or Other
					Year 1		Year 2		Year 3		Year 4		Year 5		Goal	Actual	% of Goal			
					Goal	Complete	Goal	Complete	Goal	Complete	Goal	Complete	Goal	Complete						
Beds	Emergency Shelters	28	14	14	0	0	0	0	0	0	8	0	8	0	16	0	0%	H	Y	E, O
	Transitional Housing	103	85	18	0	0	0	0	0	0	4	0	0	0	4	0	0%	H	Y	E, O
	Permanent Supportive Housing	103	60	43	0	8	30	0	19	0	0	0	0	0	49	8	16%	H	N	E, O
	Total	234	159	75	0	0	0	0	0	0	8	0	8	0	16	0	0%			
Chronically Homeless		59	7																	

Part 4: Homeless Needs Table: Families		Needs	Currently Available	Gap	5-Year Quantities										Total			Priority H, M, L	Plan to Fund? Y, N	Fund Source: CDBG, HOME, HOPWA, ESG, or Other
					Year 1		Year 2		Year 3		Year 4		Year 5		Goal	Actual	% of Goal			
					Goal	Complete	Goal	Complete	Goal	Complete	Goal	Complete	Goal	Complete						
Beds	Emergency Shelters	34	25	9	0	0	0	0	0	0	0	0	4	0	4	0	0%	H	Y	F, O
	Transitional Housing	47	16	31	0	0	0	0	0	0	0	48	0	0	0	48	####	H	Y	F, O
	Permanent Supportive Housing	47	42	5	0	8	0	0	0	0	0	0	4	0	4	8	200%	H	N	F, O
	Total	128	83	45	0	8	0	0	0	0	0	48	8	0	8	56	700%			

Completing Part 1: Homeless Population. This must be completed using statistically reliable, unduplicated counts or estimates of homeless persons in sheltered and unsheltered locations at a one-day point in time. The counts must be from: (A) administrative records, (N) enumerations, (S) statistically reliable samples, or (E) estimates. The quality of the data presented in each box must be identified as: (A), (N), (S) or (E).

Completing Part 2: Homeless Subpopulations. This must be completed using statistically reliable, unduplicated counts or estimates of homeless persons in sheltered and unsheltered locations at a one-day point in time. The numbers must be from: (A) administrative records, (N) enumerations, (S) statistically reliable samples, or (E) estimates. The quality of the data presented in each box must be identified as: (A), (N), (S) or (E).

Sheltered Homeless. Count adults, children and youth residing in shelters for the homeless. "Shelters" include all emergency shelters and transitional shelters for the homeless, including domestic violence shelters, residential programs for runaway/homeless youth, and any hotel/motel/apartment voucher arrangements paid by a public/private agency because the person or family is homeless. Do not count: (1) persons who are living doubled up in conventional housing; (2) formerly homeless persons who are residing in Section 8 SRO, Shelter Plus Care, SHP permanent housing or other permanent housing units; (3) children or youth, who because of their own or a parent's homelessness or abandonment, now reside temporarily and for a short anticipated duration in hospitals, residential treatment facilities, emergency foster care, detention facilities and the like; and (4) adults living in mental health facilities, chemical dependency facilities, or criminal justice facilities.

Unsheltered Homeless. Count adults, children and youth sleeping in places not meant for human habitation. Places not meant for human habitation include streets, parks, alleys, parking ramps, parts of the highway system, transportation depots and other parts of transportation systems (e.g. subway tunnels, railroad car), all-night commercial establishments (e.g. movie theaters, laundromats, restaurants), abandoned buildings, building roofs or stairwells, chicken coops and other farm outbuildings, caves, campgrounds, vehicles, and other similar places.

Jurisdiction		Only complete blue sections.																				
		5-Year Quantities																% of Goal	Priority Need: H, M, L	Dollars to Address	Plan to Fund? Y/N	Fund Source
		Needs	Current	Gap	Year 1		Year 2		Year 3		Year 4		Year 5		Cumulative							
Goal	Actual				Goal	Actual	Goal	Actual	Goal	Actual	Goal	Actual	Goal	Actual	Goal	Actual						
Housing and Community Development Activities																						
01 Acquisition of Real Property 570.201(a)		1	0	1		1					0	1			0	3	###	H				
02 Disposition 570.201(b)		0	0	0							1				1	0	0%					
Public Facilities and Improvements	03 Public Facilities and Improvements (General) 570.201(c)		12	0	12	6	2	3	4	5	1	0	3	1	15	10	67%	H	3,180	Y	C	
	03A Senior Centers 570.201(c)		0	0	0							0	1		0	1	###	M				
	03B Handicapped Centers 570.201(c)		0	0	0					1		1	1		2	1	50%		50			
	03C Homeless Facilities (not operating costs) 570.201(c)		0	0	0							0	0		0	0	###					
	03D Youth Centers 570.201(c)		0	0	0							0	0	1	1	0	0%	M				
	03E Neighborhood Facilities 570.201(c)		0	0	0			1		4	1	3	1	1	9	2	22%	M	146	Y	C	
	03F Parks, Recreational Facilities 570.201(c)		15	0	15	2	6	5	3	2	1	2	6	1	12	16	133%	H	830	Y	C	
	03G Parking Facilities 570.201(c)		6	0	6	1		1	1			0	1		2	2	100%	H	282	Y	C	
	03H Solid Waste Disposal Improvements 570.201(c)		0	0	0							0	0		0	0	###	M				
	03I Flood Drain Improvements 570.201(c)		0	0	0			0				0	0		0	0	###	H	90	Y	C	
	03J Water/Sewer Improvements 570.201(c)		28	0	28	6	3	5	5	3	2	4	2	4	22	12	55%	H	1105	Y	C	
	03K Street Improvements 570.201(c)		34	0	34	17	4	14	14	9	2	8	13	6	54	33	61%	H	1,718	Y	C	
	03L Sidewalks 570.201(c)		22	0	22	2	4	2	0	3	0	3	5	2	12	9	75%	H	744	Y	C	
	03M Child Care Centers 570.201(c)		0	0	0							0	0		0	0	###	M				
	03N Tree Planting 570.201(c)		0	0	0							0	0		0	0	###					
03O Fire Stations/Equipment 570.201(c)		0	0	0				1			0	0		0	1	###						
03P Health Facilities 570.201(c)		0	0	0							0	0		0	0	###	M					
03Q Abused and Neglected Children Facilities 570.201(c)		0	0	0							0	0		0	0	###						
03R Asbestos Removal 570.201(c)		0	0	0							0	0		0	0	###	M					
03S Facilities for AIDS Patients (not operating costs) 570.201(c)		0	0	0							0	0		0	0	###						
03T Operating Costs of Homeless/AIDS Patients Programs		0	0	0					2	0	2	4		4	4	100%		162				
04 Clearance and Demolition 570.201(d)		5	0	5	5	4	1	1	1	0	1	1	2	10	6	60%	H	25	Y	C		
04A Clean-up of Contaminated Sites 570.201(d)		0	0	0							0	0		0	0	###						
Services	05 Public Services (General) 570.201(e)		5	0	5	1		1	1	2	2	2	3	2	8	6	75%	H	130	Y	C	
	05A Senior Services 570.201(e)		0	0	0			2		1	0	0	0		3	0	0%	M	50	Y		
	05B Handicapped Services 570.201(e)		0	0	0					1	0	0	0		1	0	0%	M	50		C	
	05C Legal Services 570.201(e)		0	0	0							0	0		0	0	###					
	05D Youth Services 570.201(e)		0	0	0	1	2	1	1	1	1	2	2	1	6	6	100%	H	382	Y	C	
	05E Transportation Services 570.201(e)		0	0	0							0	0		0	0	###	M				
	05F Substance Abuse Services 570.201(e)		0	0	0							0	0		0	0	###	M				
	05G Battered and Abused Spouses 570.201(e)		0	0	0							0	0		0	0	###					
	05H Employment Training 570.201(e)		5	0	5	1	1	1	1			1	1	1	4	3	75%	H	275	Y		
	05I Crime Awareness 570.201(e)		0	0	0							0	0		0	0	###	M				
	05J Fair Housing Activities (if CDBG, then subject to 570.201(e))		0	0	0							0	0		0	0	###					

	19G Unplanned Repayment of Section 108 Loan Principal	0	0	0							0	0			0	0	####			
	19H State CDBG Technical Assistance to Grantees	0	0	0							0	0			0	0	####			
	20 Planning 570.205	0	0	0	11	2	5	4	2	0	6	1	7	24	343%	H	1083	Y	C,O	
	21A General Program Administration 570.206	0	0	0		1	1	2	1	2	1	1	6	3	50%			Y	C	
	21B Indirect Costs 570.206	0	0	0						0	0		0	0	####					
	21D Fair Housing Activities (subject to 20% Admin cap) 570.206	5	0	5	1	1	1			1	0	1	3	2	67%	H	93	Y	C	
	21E Submissions or Applications for Federal Programs 570.206	0	0	0						0	0		0	0	####					
	21F HOME Rental Subsidy Payments (subject to 5% cap)	0	0	0						0	0		0	0	####					
	21G HOME Security Deposits (subject to 5% cap)	0	0	0						0	0		0	0	####					
	21H HOME Admin/Planning Costs of PJ (subject to 5% cap)	0	0	0		1	1	1	1	1	1		3	3	100%					
	21I HOME CHDO Operating Expenses (subject to 5% cap)	0	0	0		1	1	1	1	1	1		3	3	100%					
	22 Unprogrammed Funds	0	0	0						0	0		0	0	####					
HOPWA	31J Facility based housing - development	0	0	0						0	0		0	0	####					
	31K Facility based housing - operations	0	0	0						0	0		0	0	####					
	31G Short term rent mortgage utility payments	0	0	0						0	0		0	0	####					
	31F Tenant based rental assistance	0	0	0						0	0		0	0	####					
	31E Supportive service	0	0	0						0	0		0	0	####					
	31I Housing information services	0	0	0						0	0		0	0	####					
	31H Resource identification	0	0	0						0	0		0	0	####					
	31B Administration - grantee	0	0	0						0	0		0	0	####					
	31D Administration - project sponsor	0	0	0						0	0		0	0	####					
CDBG	Acquisition of existing rental units	0	0	0						0	0		0	0	####					
	Production of new rental units	0	0	0						0	0		0	0	####					
	Rehabilitation of existing rental units	0	0	0					10	0	16		0	26	####					
	Rental assistance	0	0	0						0	0		0	0	####					
	Acquisition of existing owner units	0	0	0						0	0		0	0	####					
	Production of new owner units	0	0	0						0	0		0	0	####					
	Rehabilitation of existing owner units	0	0	0			77		129	0	151	61	61	357	585%					
	Homeownership assistance	0	0	0					0	0	0		0	0	####					
HOME	Acquisition of existing rental units	0	0	0						0	0		0	0	####			Y	H	
	Production of new rental units	0	0	0		15	9		15	0	4	32	47	28	60%					
	Rehabilitation of existing rental units	0	0	0						0	0		0	0	####					
	Rental assistance	0	0	0		15	33		42	0	13		15	88	587%			Y	H	
	Acquisition of existing owner units	0	0	0						0	0		0	0	####					
	Production of new owner units	0	0	0						0	0	3	3	0	0%					
	Rehabilitation of existing owner units	0	0	0		5	5			0	0		5	5	100%			Y	H	
	Homeownership assistance	0	0	0			6		0	0	0		0	6	####					
	Totals	622	2	620	143	168	206	310	245	359	167	385	128	0	889	1222	####			

Non-Homeless Special Needs Including HOPWA		Needs	Currently Available	GAP	3-5 Year Quantities										Total		
					Year 1		Year 2		Year 3		Year 4*		Year 5*		Goal	Actual	% of Goal
					Goal	Complete	Goal	Complete	Goal	Complete	Goal	Complete	Goal	Complete			
Housing Needed	52. Elderly	2863	870	1993	0	54	7	3	100	0	18	40	127	0	252	97	38%
	53. Frail Elderly	2589	1836	753	0	0	48	0	7	0	11	0	4	0	70	0	0%
	54. Persons w/ Severe Mental Illness	135	92	43	0	35	0	0	0	18	13	0	31	0	44	53	120%
	55. Developmentally Disabled	228	228	0	0	0	0	0	0	0	0	9	14	0	14	9	64%
	56. Physically Disabled	2002	0	2002	0	5	0	14	33	0	20	15	15	0	68	34	50%
	57. Alcohol/Other Drug Addicted	286	220	66	0	0	0	0	0	0	0	0	31	0	31	0	0%
	58. Persons w/ HIV/AIDS & their families	0	0	0	0	0	0	0	0	0	0	0	0	0	0	0	####
	59. Public Housing Residents	90	35	55	0	0	19	18	124	26	427	425	4	0	574	469	82%
Total	8193	3281	4912	0	94	74	35	264	44	489	489	226	0	1053	662	63%	
Supportive Services Needed	60. Elderly	1145	700	445	0	7	700	0	0	0	0	0	150	0	850	7	1%
	61. Frail Elderly	2589	0	2589	0	0	5	1860	1691	125	125	125	0	0	1821	2110	116%
	62. Persons w/ Severe Mental Illness	230	200	30	0	28	0	0	0	0	0	0	0	0	0	28	####
	63. Developmentally Disabled	228	228	0	0	0	0	0	0	0	0	0	0	0	0	0	####
	64. Physically Disabled	0	0	0	0	0	0	0	0	0	0	0	0	0	0	0	####
	65. Alcohol/Other Drug Addicted	286	220	66	0	0	0	0	0	30	0	0	0	0	0	30	####
	66. Persons w/ HIV/AIDS & their families	0	0	0	0	0	0	0	0	0	0	0	0	0	0	0	####
	67. Public Housing Residents	150	130	20	0	0	130	247	259	281	254	206	130	0	773	734	95%
Total	4628	1478	3150	0	35	835	2107	1950	436	379	331	280	0	3444	2909	84%	

Objectives

Key for Abbreviations

SP	Strategic Plan from the FY 2005-2009 Consolidated Plan
Act.	Activity
pg.	Page number

Please Note: The Performance Indicators for the objectives which include projects that are reported on in this year's CAPER are highlighted (yellow or dark gray) on the objective sheets.

New Specific Objective

Summary of Specific Annual Objectives

Specific Obj. #	Outcome/Objective Specific Annual Objectives	Sources of Funds	Performance Indicators	Year	Expected Number	Actual Number	Percent Completed	
DH-1 Availability/Accessibility of Decent Housing								
DH-1 (1)	To increase homeownership among low-income households in Beaver County (SP pg. 73, Priority #3 pg. 78)	Act 137	Assist extremely low income households (0%- 30% MFI) through the first-time homebuyer program HOME06-6, HOME05, HOME04, HOME07-06, HOME08-5	2005	5	4	80%	
				2006	5	0	0%	
		ADDI		2007	5	0	0%	
				2008	5	0	0%	
		Source of Funds #3		2009	5	0	0%	
		MULTI-YEAR GOAL				25	4	16%
		Act 137	Assist very low income households (30%- 50% MFI) through the first-time homebuyer program HOME06-6, HOME05, HOME04, HOME07-06, HOME08-5	2005	12	2	17%	
				2006	12	4	33%	
		ADDI		2007	12	3	25%	
		2008		16	1	6%		
	Source of Funds #3	2009		10	0	0%		
	MULTI-YEAR GOAL				62	10	16%	
	Funding a first-time homebuyer assistance program (SP pg.79 & 80 Act. #2)	Act 137	Assist low income households (50%- 80% MFI) through the first-time homebuyer program HOME06-6, HOME05, HOME04, HOME07-06, HOME08-5	2005	8	7	88%	
				2006	8	20	250%	
		ADDI		2007	8	6	75%	
				2008	9	9	100%	
		Source of Funds #3		2009	8	0	0%	
		MULTI-YEAR GOAL				41	42	102%

New Specific Objective

Summary of Specific Annual Objectives

Specific Obj. #	Outcome/Objective Specific Annual Objectives	Sources of Funds	Performance Indicators	Year	Expected Number	Actual Number	Percent Completed			
DH-1 Availability/Accessibility of Decent Housing										
DH-1 (1a)	To increase homeownership among low-income households in Beaver County (SP pg. 73, Priority #3 pg.78)	Act 137	Assist households at 80%-100% of MFI through the first-time homebuyer prorogram	2005		13	#DIV/0!			
		Source of Funds #2		2006		16	#DIV/0!			
				2007		4	#DIV/0!			
				2008	15	3	20%			
		Source of Funds #3		2009	0		#DIV/0!			
		MULTI-YEAR GOAL					15	36	240%	
		Funding a first-time homebuyer assistance program (SP pg.79 & 80 Act. #2)		Source of Funds #1		2005			#DIV/0!	
				Source of Funds #2		2006			#DIV/0!	
						2007			#DIV/0!	
						2008			#DIV/0!	
	Source of Funds #3		2009				#DIV/0!			
	MULTI-YEAR GOAL					0	0	#DIV/0!		
	Source of Funds #1			2005				#DIV/0!		
				2006				#DIV/0!		
2007					#DIV/0!					
2008					#DIV/0!					
2009		8			0%					
MULTI-YEAR GOAL					8	0	0%			

New Specific Objective

Summary of Specific Annual Objectives

Specific Obj. #	Outcome/Objective Specific Annual Objectives	Sources of Funds	Performance Indicators	Year	Expected Number	Actual Number	Percent Completed		
DH-1 Availability/Accessibility of Decent Housing									
DH-1 (2)	To seek opportunities to develop accessible housing (SP pg. 74)	Housing Choice Voucher (Section 8)	Assist extremely low income households (0%- 30% MFI) through the self-sufficiency program	2005	5	12	240%		
		Source of Funds #2		2006	1	12	1200%		
		Source of Funds #3		2007	1	7	700%		
				2008	15	0	0%		
				2009	0		#DIV/0!		
		MULTI-YEAR GOAL				22	31	141%	
		Housing Choice Voucher (Section 8)		Assist very low income households (30%- 50% MFI) through the self-sufficiency program	2005	12	5	42%	
		Source of Funds #2			2006	1	5	500%	
		Source of Funds #3			2007	1	2	200%	
		2008	1		0	0%			
		2009	0			#DIV/0!			
	MULTI-YEAR GOAL					15	12	80%	
	Housing Authority of Beaver County to operate HUD's Self-Sufficiency program (SP Act. #2 pg.79 & 80)	Housing Choice Voucher (Section 8)	Assist low income households (50%- 80% MFI) through the self-sufficiency program		2005	0	0	#DIV/0!	
		Source of Funds #2			2006	0	0	#DIV/0!	
		Source of Funds #3			2007	0	0	#DIV/0!	
				2008	0	0	#DIV/0!		
				2009	0		#DIV/0!		
		MULTI-YEAR GOAL				0	0	#DIV/0!	

New Specific Objective

Summary of Specific Annual Objectives

Specific Obj. #	Outcome/Objective Specific Annual Objectives	Sources of Funds	Performance Indicators	Year	Expected Number	Actual Number	Percent Completed	
DH-1 Availability/Accessibility of Decent Housing								
DH-1 (3)	Encourage newly constructed or substantially rehabilitated affordable rental units for low income households, including special needs populations (SP Priority #4 p.80)	HOME	Constuction or rehabillitaion of privately owned units and occupied by extremely low income households (0%-30% MFI) HOME05, HOME06-3, HOME06-5 (Park Place), HOME07-02 (Villa St. Joseph), HOME07-05, Villa St. Joseph (HOME-04, HOME-06, HOME-07)< Mayfield Terrace, Stone Edge Apts.	2005	9	3	33%	
				2006	0	0	#DIV/0!	
		Source of Funds #2		2007	11	7	64%	
				2008	15	2	13%	
		Source of Funds #3		2009	16		0%	
		MULTI-YEAR GOAL				51	12	24%
		HOME	Constuction or rehabillitaion of privately owned units and occupied by very low income households (30%-50% MFI) HOME05, HOME06-3, HOME06-5 (Park Place), HOME07-05, Villa St. Joseph (HOME-04, HOME-06, HOME-07), Mayfield Terrace, Stone Edge	2005	6	12	200%	
				2006	3	4	133%	
		Source of Funds #2		2007	42	8	19%	
				2008	8	2	25%	
	Source of Funds #3	2009		8		0%		
	MULTI-YEAR GOAL				67	26	39%	
	Support private or non-profit rental housing development (SP Act. #1 pg. 81 & 82) (CHDO- Mayfield Terrace, West Mayfield -4 units; Private- Stone Edge Apts, East Rochester - 11 untis; Alum Ridge, New Brighton-11units, Villa St. Joseph 23 Units, Park Place 77 Units)	HOME	Constuction or rehabillitaion of privately owned units and occupied by low income households (50%-80% MFI)	2005	5	4	80%	
				2006	12	5	42%	
Source of Funds #2		HOME05, HOME06-3, HOME06-5, HOME07-2 (Park Place), HOME07-05, Villa St. Joseph (HOME-04, HOME-06, HOME-07), Mayfield Terrace, Stone Edge	2007	47	0	0%		
			2008	11	0	0%		
Source of Funds #3			2009	11		0%		
MULTI-YEAR GOAL				86	9	10%		

New Specific Objective

Summary of Specific Annual Objectives

Specific Obj. #	Outcome/Objective Specific Annual Objectives	Sources of Funds	Performance Indicators	Year	Expected Number	Actual Number	Percent Completed
DH-1 Availability/Accessibility of Decent Housing							
DH-1 (3a)	Encourage newly constructed or substantially rehabilitated affordable rental units for low income households, including special needs populations (SP Priority #4 p.80)	HOME	Assist CHDO's through operating funds HOME07-04, HOME08-3, HOME09-3	2005		3	#DIV/0!
				2006		1	#DIV/0!
		Source of Funds #2		2007	1	1	100%
				2008	1	2	200%
		Source of Funds #3		2009	1		0%
		MULTI-YEAR GOAL				3	7
	Support private or non-profit rental housing development (SP Act. #1 pg. 81 & 82)	PA Reinvestment	Construct affordable rental housing for BCBH priority consumers	2005			#DIV/0!
				2006		#DIV/0!	
		Source of Funds #2		2007		#DIV/0!	
				2008	10	0	0%
		Source of Funds #3		2009	22		0%
		MULTI-YEAR GOAL				32	0
				2005			#DIV/0!
				2006			#DIV/0!
			2007			#DIV/0!	
			2008			#DIV/0!	
			2009			#DIV/0!	
MULTI-YEAR GOAL				0	0	#DIV/0!	

New Specific Objective

Summary of Specific Annual Objectives

Specific Obj. #	Outcome/Objective Specific Annual Objectives	Sources of Funds	Performance Indicators	Year	Expected Number	Actual Number	Percent Completed		
DH-1 Availability/Accessibility of Decent Housing									
DH-1 (4)	Encourage newly constructed or substantially rehabilitated affordable rental units for low income households, including special needs populations (SP Priority #4 p.80)	State Funding	Constuction of publicly owned units occupied by extremely low income households (0%-30% MFI)	2005	0		#DIV/0!		
				2006	0	19	#DIV/0!		
		Housing Authority Capital Fund		2007	0	0	#DIV/0!		
				2008	15	68	453%		
		Source of Funds #3		2009	0		#DIV/0!		
		MULTI-YEAR GOAL				15	87	580%	
		State Funding		Constuction of publicly owned units occupied by very low income households (30%-50% MFI)	2005	0		#DIV/0!	
					2006	1	2	200%	
		Housing Authority Capital Fund			2007	0	0	#DIV/0!	
					2008	1	4	400%	
	Source of Funds #3	2009	7			0%			
	MULTI-YEAR GOAL				9	6	67%		
	Construction of new and scattered site public housing units (SP Act. #2 pg. 81 & 82)	State Funding	Constuction of publicly owned units occupied by low income households (50%-80% MFI)	2005	0		#DIV/0!		
				2006	1	0	0%		
		Housing Authority Capital Fund		2007	122	2	2%		
				2008	0	1	#DIV/0!		
Source of Funds #3		2009		0		#DIV/0!			
MULTI-YEAR GOAL				123	3	2%			

New Specific Objective

Summary of Specific Annual Objectives

Specific Obj. #	Outcome/Objective Specific Annual Objectives	Sources of Funds	Performance Indicators	Year	Expected Number	Actual Number	Percent Completed
DH-1 Availability/Accessibility of Decent Housing							
DH-1 (5)	Preserve and expand the supply of affordable housing through acquisition in conjunction with rehabilitation (SP Priority #6 pg. 84)	HOME	Acquisition of property to convert to rental housing for extremely low income households (0%-30% MFI) (Life & Liberty HOME-04), BCCHDO 8TH Ave Beaver Falls (HOME-04)	2005	9	2	22%
				2006	0	0	#DIV/0!
		Source of Funds #2		2007	0	0	#DIV/0!
				2008	15	2	13%
		Source of Funds #3		2009	0		#DIV/0!
		MULTI-YEAR GOAL				24	4
	Support plans by non-profits or private developers to acquire properties in Beaver County to convert to affordable rental housing units. (SP Act. #1 pg. 84 & 85)	HOME	Acquisition of property to convert to rental housing for very low income households (30%-50% MFI) (Life & Liberty HOME-04), BCCHDO 8TH Ave Beaver Falls (HOME-04)	2005	6	8	133%
				2006	0	0	#DIV/0!
		Source of Funds #2		2007	0	0	#DIV/0!
				2008	1	2	200%
		Source of Funds #3		2009	10		0%
		MULTI-YEAR GOAL				17	10
		HOME	Acquisition of property to convert to rental housing for low income households (50%-80% MFI) (Life & Liberty HOME-04), BCCHDO 8TH Ave Beaver Falls (HOME-04)	2005	5	1	20%
				2006	0	0	#DIV/0!
		Source of Funds #2		2007	0	0	#DIV/0!
		2008		3	0	0%	
Source of Funds #3		2009		0		#DIV/0!	
MULTI-YEAR GOAL					8	1	13%

New Specific Objective

Summary of Specific Annual Objectives

Specific Obj. #	Outcome/Objective Specific Annual Objectives	Sources of Funds	Performance Indicators	Year	Expected Number	Actual Number	Percent Completed	
DH-1 Availability/Accessibility of Decent Housing								
DH-1 (6)	Provide assistance to the homeless population and those at risk of becoming homeless through non-profit organizations and other public agencies (SP Homeless Strategies Priority #1 pg. 88 & 89)	ESG	Assist homeless persons through funding operation/rehabilitation of emergency shelters ESG06-2, ESG 04-57 (Women's Center), ESG07-02, ESG07-03 (Salvation Army), State ESG07 (Supportive Services), State HAP (BCCHOO, Salvation Army, Women's Center), ESG08-3 Salvation Army, ESG08-2	2005	180	176	98%	
				2006	180	406	226%	
		State HAP		2007	100	396	396%	
				2008	150	232	155%	
		Source of Funds #3		2009	350		0%	
		MULTI-YEAR GOAL				960	1210	126%
		ESG	Assist homeless persons through funding operation/rehabilitation of transitional housing ESG06-2, ESG04-56, ESG04-57, ESG03-01 (Help House, Supportive Services, Inc.) ESG07-02	2005	150	117	78%	
				2006	150		0%	
		State HAP		2007	150	219	146%	
				2008	150	94	63%	
	Source of Funds #3	2009		10		0%		
	MULTI-YEAR GOAL				610	430	70%	
	Address the emergency shelter and transitional housing needs of homeless persons (SP Act #3 pg. 89 & 90)	ESG	Fund and/or endorse Applications by agencies seeking public and/or private funding to address the housing and supportive services needs of the homeless population ESG06-2, ESG 07-03 (Salvation Army), ESG-07-02, Supportive Housing Application and Men's Shelter	2005		0	#DIV/0!	
				2006	1		0%	
State HAP		2007		1	1	100%		
		2008		2	2	100%		
Source of Funds #3		2009		1		0%		
MULTI-YEAR GOAL					1	3	300%	

New Specific Objective

Summary of Specific Annual Objectives

Specific Obj. #	Outcome/Objective Specific Annual Objectives	Sources of Funds	Performance Indicators	Year	Expected Number	Actual Number	Percent Completed	
DH-1 Availability/Accessibility of Decent Housing								
DH-1 (6a)	Provide assistance to the homeless population and those at risk of becoming homeless through non-profit organizations and other public agencies (SP Homeless Strategies Priority #1 pg. 88 & 89)	CDBG	Assist homeless persons through funding the Homeless Management Information system CD055519, CD065523, CD075516, CD085516, CD095516	2005	1000		0%	
				2006	100	137	137%	
		Source of Funds #2		2007	100	320	320%	
				2008	300	1109	370%	
		Source of Funds #3		2009	330		0%	
		MULTI-YEAR GOAL				1830	1566	86%
		ESG	Provide case management services to homeless persons ESG07-03 - Salvation Army, HAP 07-08-Contact, BCCHDO, Harbor Point, Women's, Center, ESG08-3 Salvation Army, ESG09-3 Salvation Army	2005			#DIV/0!	
				2006			#DIV/0!	
		Supportive Housing Program		2007	330	1208	366%	
				2008	330	326	99%	
	State HAP	2009		10		0%		
	MULTI-YEAR GOAL				670	1534	229%	
	Address the emergency shelter and transitional housing needs of homeless persons (SP Act #3 pg. 89 & 90)	Source of Funds #1		2005			#DIV/0!	
				2006			#DIV/0!	
Source of Funds #2			2007			#DIV/0!		
			2008			#DIV/0!		
Source of Funds #3			2009			#DIV/0!		
MULTI-YEAR GOAL				1	0	0%		

New Specific Objective

Summary of Specific Annual Objectives

Specific Obj. #	Outcome/Objective Specific Annual Objectives	Sources of Funds	Performance Indicators	Year	Expected Number	Actual Number	Percent Completed	
DH-1 Availability/Accessibility of Decent Housing								
DH-1 (7)	Support activities that address the housing and supportive service needs of elderly and frail elderly residents (SP Special Needs Population Priority #1 pg.90)	Supportive Housing	Develop affordable and accessible elderly housing (SP pg. 91) (Villa St. Joseph HOME07-02, Park Place HOME07-02)	2005	10	0	0%	
				2006	8	0	0%	
		HOME		2007	100	0	0%	
				2008	15	0	0%	
		Source of Funds #3		2009	32	0	0%	
		MULTI-YEAR GOAL				165	0	0%
			Pa Accessible Housing Program (PAHP)	Provide accessibility improvements to elderly through the County's homeowner rehabilitation programs	2005	6	1	17%
					2006	6	53	883%
		Source of Funds #2	2007		6	26	433%	
					2008	6	2	33%
	Source of Funds #3	2009	10		0	0%		
	MULTI-YEAR GOAL				34	82	241%	
	Develop and maintain a variety of housing options for elderly households (SP Act #1 pg. 91)	HOME		2005			#DIV/0!	
				2006			#DIV/0!	
Source of Funds #2			2007			#DIV/0!		
			2008			#DIV/0!		
Source of Funds #3			2009			#DIV/0!		
MULTI-YEAR GOAL					0	#DIV/0!		

New Specific Objective

Summary of Specific Annual Objectives

Specific Obj. #	Outcome/Objective Specific Annual Objectives	Sources of Funds	Performance Indicators	Year	Expected Number	Actual Number	Percent Completed		
DH-1 Availability/Accessibility of Decent Housing									
DH-1 (8)	Support activities that address the housing and supportive service needs of persons with disabilities (SP Special Needs Population Priority #2 pg.92)	State Access Funds	Provide accessibility improvements through the County's residential rehabilitation programs (HMP, PAHP)	2005	0	5	#DIV/0!		
				2006	10	0	0%		
		PAHP Funds		2007	10	15	150%		
				2008	15	2	13%		
		Source of Funds #3		2009	15		0%		
		MULTI-YEAR GOAL				50	22	44%	
		Housing Authority Bond Funds		Construction of 48 units of public housing to accommodate persons with mobility impairments	2005	10	0	0%	
					2006	10	14	140%	
		Source of Funds #2			2007	23	26	113%	
		2008	10		15	150%			
	Source of Funds #3	2009	4			0%			
	MULTI-YEAR GOAL					57	55	96%	
	Continue to address accessible housing gaps (SP Act. #1 pg 93 & 94)	Source of Funds #1			2005	0		#DIV/0!	
					2006	0		#DIV/0!	
		Source of Funds #2			2007	0		#DIV/0!	
				2008	0		#DIV/0!		
		Source of Funds #3		2009	0		#DIV/0!		
		MULTI-YEAR GOAL				0	0	#DIV/0!	

New Specific Objective

Summary of Specific Annual Objectives

Specific Obj. #	Outcome/Objective Specific Annual Objectives	Sources of Funds	Performance Indicators	Year	Expected Number	Actual Number	Percent Completed	
DH-1 Availability/Accessibility of Decent Housing								
DH-1 (9)	Support activities that address the housing and supportive service needs of persons with alcohol and other addictions (SP Special Needs Priority #3 pg. 94)	Source of Funds #1	Encourage and endorse applications for public and private funds to provide housing and supportive service needs for persons with alcohol and other addictions (CD075512, CD095512)	2005	unk	0	#VALUE!	
				2006	0	1	#DIV/0!	
		Source of Funds #2		2007	1	1	100%	
				2008	0	0	#DIV/0!	
		Source of Funds #3		2009	1		0%	
		MULTI-YEAR GOAL					2	#DIV/0!
		Source of Funds #1	Performance Indicator #2	2005			#DIV/0!	
				2006			#DIV/0!	
		Source of Funds #2		2007			#DIV/0!	
				2008			#DIV/0!	
	Source of Funds #3	2009				#DIV/0!		
	MULTI-YEAR GOAL					0	#DIV/0!	
	Identify and address the housing and supportive service needs of person with alcohol and other addictions (SP Act. #1 pg. 94)	Source of Funds #1	Performance Indicator #3	2005			#DIV/0!	
				2006			#DIV/0!	
Source of Funds #2		2007				#DIV/0!		
		2008				#DIV/0!		
Source of Funds #3		2009				#DIV/0!		
MULTI-YEAR GOAL					0	#DIV/0!		

New Specific Objective

Summary of Specific Annual Objectives

Specific Obj. #	Outcome/Objective Specific Annual Objectives	Sources of Funds	Performance Indicators	Year	Expected Number	Actual Number	Percent Completed		
DH-1 Availability/Accessibility of Decent Housing									
DH-1 (10)	Support the activities of service providers that work with persons with AIDS and related diseases (SP Special Needs Priority #4 pg.93)	Source of Funds #1	Endorse applications for public and private funds to address the housing and supportive service needs of persons with AIDS and related diseases	2005	unk	0	#VALUE!		
				2006	0	0	#DIV/0!		
		Source of Funds #2		2007	0	0	#DIV/0!		
				2008	0	0	#DIV/0!		
		Source of Funds #3		2009	unk		#VALUE!		
		MULTI-YEAR GOAL					0	#DIV/0!	
		Source of Funds #1		Performance Indicator #2	2005			#DIV/0!	
					2006			#DIV/0!	
		Source of Funds #2			2007			#DIV/0!	
		2008				#DIV/0!			
	Source of Funds #3	2009				#DIV/0!			
	MULTI-YEAR GOAL					0	#DIV/0!		
	Encourage human service organizations that serve persons with AIDS and related diseases to continue to identify and address the housing and supportive service needs of this population (SP Act. #1 pg 95)	Source of Funds #1	Performance Indicator #3	2005			#DIV/0!		
				2006			#DIV/0!		
		Source of Funds #2		2007			#DIV/0!		
				2008			#DIV/0!		
		Source of Funds #3		2009			#DIV/0!		
		MULTI-YEAR GOAL					0	#DIV/0!	

New Specific Objective

Summary of Specific Annual Objectives

Specific Obj. #	Outcome/Objective Specific Annual Objectives	Sources of Funds	Performance Indicators	Year	Expected Number	Actual Number	Percent Completed	
DH-1 Availability/Accessibility of Decent Housing								
DH-1 (11)	Improve the quality of life for public housing residents by encouraging the development of additional accessible units, supportive services, and resident initiatives (SP Special Needs Priority #4 pg. 95 & 96)	Housing Authority Bond Funds	Increase the number of accessible units in public housing communities	2005	0	0	#DIV/0!	
		Source of Funds #2		2006	48	17	35%	
				2007	23	23	100%	
				2008	15	15	100%	
		Source of Funds #3		2009	4		0%	
		MULTI-YEAR GOAL				90	55	61%
		Encourage the Housing Authority of Beaver County to increase the number of accessible public housing units (SP Act. #1 pg. 96)	Source of Funds #1	Performance Indicator #2	2005			#DIV/0!
			Source of Funds #2		2006			#DIV/0!
					2007			#DIV/0!
					2008			#DIV/0!
	Source of Funds #3		2009				#DIV/0!	
	MULTI-YEAR GOAL					0	#DIV/0!	
		Source of Funds #1	Performance Indicator #3	2005			#DIV/0!	
				2006			#DIV/0!	
				2007			#DIV/0!	
2008						#DIV/0!		
2009						#DIV/0!		
MULTI-YEAR GOAL					0	#DIV/0!		

How Specific Objective

Summary of Specific Annual Objectives

Specific Obj. #	Outcome/Objective Specific Annual Objectives	Sources of Funds	Performance Indicators	Year	Expected Number	Actual Number	Percent Completed	
DH-1 Availability/Accessibility of Decent Housing								
DH-1 (12)	Improve the quality of life for public housing residents by encouraging the development of additional accessible units, supportive services, and resident initiatives (SP Special Needs Priority #4 pg. 95 & 96)	ADDI	Promote homeownership to convert public housing residents to homeowners HOME06-6	2005	7		0%	
				2006	1	5	500%	
		Section 8 Housing Choice Voucher		2007	6	2	33%	
				2008	0	0	#DIV/0!	
		Source of Funds #3		2009	0		#DIV/0!	
		MULTI-YEAR GOAL				14	7	50%
		Section 8 Housing Choice Voucher	Participation of Low income households in HABC Family Self-Sufficiency Program	2005	17	17	100%	
				2006	2	17	850%	
		Source of Funds #2		2007	22	22	100%	
				2008	2	0	0%	
	Source of Funds #3	2009		2		0%		
	MULTI-YEAR GOAL				45	56	124%	
	Encourage the Housing Authority of Beaver County to continue promoting homeownership opportunities for public housing residents (SP Act. #4 pg. 96)	Housing Authority	Convert public housing to homeownership opportunities for low income people	2005			#DIV/0!	
				2006		2	#DIV/0!	
		Source of Funds #2		2007	2	2	100%	
		2008		2	0	0%		
Source of Funds #3		2009		0		#DIV/0!		
MULTI-YEAR GOAL				4	4	100%		

New Specific Objective

Summary of Specific Annual Objectives

Specific Obj. #	Outcome/Objective Specific Annual Objectives	Sources of Funds	Performance Indicators	Year	Expected Number	Actual Number	Percent Completed		
DH-1 Availability/Accessibility of Decent Housing									
DH-1 (13)	To increase the availability of decent housing through funding improvements to owner housing (SP Priority #5 Homeowner Rehab pg. 82)	CDBG	Benefit low income households through construction of residential lateral lines in North Sewickley (CD064001, CD0940000)	2005			#DIV/0!		
		Source of Funds #2		2006	25	0	0%		
				2007			#DIV/0!		
				2008		23	#DIV/0!		
		Source of Funds #3		2009	15		0%		
				MULTI-YEAR GOAL		25	23	92%	
		Provide availability of decent housing through rehab of single unit residential properties (SP Act. #1 pg. 83) (Matrix Code 14A)		CDBG	Combined with SL-3 (3) Invest \$810,000 over 5 years for Sanitary Sewer and Water Improvement projects	2005			#DIV/0!
				Source of Funds #2		2006	50,000	386,310	773%
						2007		48269	#DIV/0!
	2008		15000			1,680	11%		
	Source of Funds #3		2009	75000			0%		
			MULTI-YEAR GOAL			50,000	436259	873%	
	Source of Funds #1		Benefit low income households through construction of residential lateral lines in Rochester TwP CD084800	2005				#DIV/0!	
				2006				#DIV/0!	
				2007				#DIV/0!	
		2008		5		0%			
		2009				#DIV/0!			
		MULTI-YEAR GOAL			0	#DIV/0!			

New Specific Objective

Summary of Specific Annual Objectives

Specific Obj. #	Outcome/Objective Specific Annual Objectives	Sources of Funds	Performance Indicators	Year	Expected Number	Actual Number	Percent Completed		
DH-1 Availability/Accessiblity of Decent Housing									
DH-1(13a)	To increase the availability of decent housing through funding improvements to owner housing (SP Priority #5 Homeowner Rehab pg. 82)	CDBG	Benefit low income households through redirection of storm water CD090201	2005			#DIV/0!		
				2006			#DIV/0!		
		Source of Funds #2		2007			#DIV/0!		
				2008			#DIV/0!		
		Source of Funds #3		2009	25		0%		
		MULTI-YEAR GOAL				25	0	0%	
				CDBG		2005			#DIV/0!
				2006			#DIV/0!		
	Source of Funds #2			2007			#DIV/0!		
				2008			#DIV/0!		
	Source of Funds #3			2009			#DIV/0!		
	MULTI-YEAR GOAL				0	0	#DIV/0!		
	Provide availability of decent housing through rehab of single unit residential properiteis (SP Act. #1 pg. 83) (Matrix Code 14A)	Source of Funds #1		2005			#DIV/0!		
				2006			#DIV/0!		
Source of Funds #2			2007			#DIV/0!			
			2008			#DIV/0!			
Source of Funds #3			2009			#DIV/0!			
MULTI-YEAR GOAL					0	#DIV/0!			

New Specific Objective

Summary of Specific Annual Objectives

Specific Obj. #	Outcome/Objective Specific Annual Objectives	Sources of Funds	Performance Indicators	Year	Expected Number	Actual Number	Percent Completed		
DH-1 Availability/Accessibility of Decent Housing									
DH-1(14)	Support activities that address the housing and supportive service needs of elderly and frail elderly residents (SP Special Needs Population Priority #1 pg.90)	CDBG	Assist elderly people through the purchase and installation of in-home tele health monitors (CD065511, CD075519)	2005	0		#REF!		
				2006	5	0	#REF!		
		Source of Funds #2		2007	11		#REF!		
				2008	0		#REF!		
		Source of Funds #3		2009	0		#REF!		
		MULTI-YEAR GOAL				16	0	0%	
		CDBG			2005			#DIV/0!	
					2006			0%	
		Source of Funds #2			2007			0%	
			2008			#DIV/0!			
	Source of Funds #3		2009			#DIV/0!			
	MULTI-YEAR GOAL				0	0	#DIV/0!		
	Encourage the provision of supportive services for elderly households (SP Act. #2 pg. 91)	CDBG		2005			#DIV/0!		
				2006			#DIV/0!		
		Source of Funds #3		2007			#DIV/0!		
				2008			#DIV/0!		
		Source of Funds #3		2009			#DIV/0!		
		MULTI-YEAR GOAL				700	0	0%	

4

New Specific Objective

Summary of Specific Annual Objectives

Specific Obj. #	Outcome/Objective Specific Annual Objectives	Sources of Funds	Performance Indicators	Year	Expected Number	Actual Number	Percent Completed		
DH-1 Availability/Accessibility of Decent Housing									
DH-1 (15)	Encourage newly constructed or substantially rehabilitated affordable rental units for low income households, including special needs populations (SP Priority #4 p.80)	HOME	Constuction of new units occupied by extremely low income households (0%-30% MFI) (Habitat CHDO)	2005			#DIV/0!		
				2006			#DIV/0!		
		Source of Funds #2		2007			#DIV/0!		
				2008			#DIV/0!		
		Source of Funds #3		2009	3		0%		
		MULTI-YEAR GOAL				3	0	0%	
		HOME		Constuction of publicly new units occupied by very low income households (30%-50% MFI) (Habitat CHDO)	2005			#DIV/0!	
					2006			#DIV/0!	
		Source of Funds #2			2007			#DIV/0!	
		2008				#DIV/0!			
	Source of Funds #3	2009	0			#DIV/0!			
	MULTI-YEAR GOAL					0	0	#DIV/0!	
	Construction of new housing units (Matrix Code 12)	HOME	Constuction of new units occupied by low income households (50%-80% MFI) (Habitat CHDO)		2005			#DIV/0!	
					2006			#DIV/0!	
		Source of Funds #2			2007			#DIV/0!	
				2008			#DIV/0!		
		Source of Funds #3		2009	0		#DIV/0!		
		MULTI-YEAR GOAL				0	0	#DIV/0!	

New Specific Objective

Summary of Specific Annual Objectives

Specific Obj. #	Outcome/Objective Specific Annual Objectives	Sources of Funds	Performance Indicators	Year	Expected Number	Actual Number	Percent Completed		
DH-2 Affordability of Decent Housing									
DH-2 (1)	To Reduce the housing cost burden for low-income renters and owners (SP pg.73)	Housing Choice Voucher (Section 8)	Provide safe and affordable public housing and Section 8 vouchers for extremely low income households (0%-30% MFI). (SP pg. 77 Act #1)	2005	479	421	88%		
		Housing Authority		2006	479	354	74%		
		Source of Funds #3		2007	479	493	103%		
				2008	493	493	100%		
				2009	592		0%		
		MULTI-YEAR GOAL				2522	1761	70%	
		Housing Choice Voucher (Section 8)		Provide safe and affordable public housing and Section 8 vouchers for very low income households (30%-50% MFI). (SP pg. 77 Act #1)	2005	141	163	116%	
		Housing Authority			2006	141	108	77%	
		Source of Funds #3			2007	141	27	19%	
		2008	27		27	100%			
		2009	32			0%			
	MULTI-YEAR GOAL					482	325	67%	
	Housing Choice Voucher (Section 8)	Provide safe and affordable public housing and Section 8 vouchers for ow income households (50%-80% MFI). (SP pg. 77 Act #1)	2005		19	18	95%		
	Housing Authority		2006		19	9	47%		
	Source of Funds #3		2007		19	5	26%		
			2008	5	5	100%			
			2009	6		0%			
	MULTI-YEAR GOAL				68	37	54%		
Provide rental assistance to low-income renters in Beaver County through public housing and Section 8 Housing Choice Voucher Program (SP pg. 77 & 78 Act #1)									

New Specific Objective

Summary of Specific Annual Objectives

Specific Obj. #	Outcome/Objective Specific Annual Objectives	Sources of Funds	Performance Indicators	Year	Expected Number	Actual Number	Percent Completed		
DH-2 Affordability of Decent Housing									
DH-2 (2)	To Reduce the housing cost burden for low-income renters and owners (SP pg.73)	Housing Choice Voucher (Section 8)	Provide rental assistance for privately owned housing units for extremely low income households (0%-30% MFI).	2005	225	303	135%		
		Source of Funds #2		2006	529	536	101%		
		Source of Funds #3		2007	529	609	115%		
				2008	492	609	124%		
				2009	592		0%		
		MULTI-YEAR GOAL				2367	2057	87%	
		Provide privately owned safe and affordable housing through rental assistance (SP pg.77 & 78 Act #2)		Housing Choice Voucher (Section 8)	Provide rental assistance for privately owned housing units for very low income households (30%-50% MFI).	2005	167	225	135%
				Source of Funds #2		2006	167	165	99%
				Source of Funds #3		2007	167	33	20%
	2008		30			33	110%		
	2009		32				0%		
	MULTI-YEAR GOAL					563	456	81%	
	Source of Funds #3		Housing Choice Voucher (Section 8)	Provide rental assistance for privately owned housing units for low income households (50%-80% MFI).		2005	710	957	135%
			Source of Funds #2			2006	14	14	100%
						2007	14	6	43%
		2008			6	6	100%		
		2009					#DIV/0!		
	MULTI-YEAR GOAL				744	983	132%		

New Specific Objective

Summary of Specific Annual Objectives

Specific Obj. #	Outcome/Objective Specific Annual Objectives	Sources of Funds	Performance Indicators	Year	Expected Number	Actual Number	Percent Completed		
DH-2 Affordability of Decent Housing									
DH-2 (2a)	To Reduce the housing cost burden for low-income renters and owners (SP pg.73)	Housing Choice Voucher (Section 8)	Continue to provide 1300 units of affordable privately owned assisted rental housing units per year	2005	1300	1751	135%		
		Source of Funds #2		2006	1300	1880	145%		
		Source of Funds #3		2007	1300	1891	145%		
				2008	1300	2314	178%		
				2009	1300		0%		
		MULTI-YEAR GOAL				6500	7836	121%	
		Source of Funds #1			2005			#DIV/0!	
		Source of Funds #2			2006			#DIV/0!	
		Source of Funds #3			2007			#DIV/0!	
	Provide privately owned safe and affordable housing through project based rental assistance (SP pg.77 & 78 Act #2)			2008			#DIV/0!		
				2009			#DIV/0!		
		MULTI-YEAR GOAL				0	0	#DIV/0!	
		Source of Funds #1		2005			#DIV/0!		
		Source of Funds #2		2006			#DIV/0!		
		Source of Funds #3		2007			#DIV/0!		
				2008			#DIV/0!		
				2009			#DIV/0!		
		MULTI-YEAR GOAL				0	0	#DIV/0!	

New Specific Objective

Summary of Specific Annual Objectives

Specific Obj. #	Outcome/Objective Specific Annual Objectives	Sources of Funds	Performance Indicators	Year	Expected Number	Actual Number	Percent Completed		
DH-2 Affordability of Decent Housing									
DH-2 (3)	To Reduce the housing cost burden for low-income renters and owners (SP pg.73)	HOME	Provide Tenant Based Rental Assistance to low income households (HOME06-5, HOME 04,)	2005			#DIV/0!		
		Source of Funds #2		2006	unknown	33	#VALUE!		
		Source of Funds #3		2007		42	#DIV/0!		
				2008	15	13	87%		
				2009	unknown		#VALUE!		
		MULTI-YEAR GOAL				15	88	587%	
		Source of Funds #1		2005			#DIV/0!		
		Source of Funds #2		2006			#DIV/0!		
		Source of Funds #3		2007			#DIV/0!		
				2008			#DIV/0!		
		2009			#DIV/0!				
	MULTI-YEAR GOAL					0	#DIV/0!		
	Provide privately owned safe and affordable housing through rental assistance (SP pg.77 & 78 Act #2)	Source of Funds #1	2005			#DIV/0!			
		Source of Funds #2	2006			#DIV/0!			
Source of Funds #3		2007			#DIV/0!				
		2008			#DIV/0!				
		2009			#DIV/0!				
MULTI-YEAR GOAL					0	#DIV/0!			

New Specific Objective

Summary of Specific Annual Objectives

Specific Obj. #	Outcome/Objective Specific Annual Objectives	Sources of Funds	Performance Indicators	Year	Expected Number	Actual Number	Percent Completed		
DH-3 Sustainability of Decent Housing									
DH-3 (1)	To reduce housing blight and deterioration by supporting programs and activities to assist homeowners in the County to make improvements to their homes. (SP pg 73, Priority #5 pg. 82)	CDBG	Rehabilitate the homes of extremely low income households (0%-30% MFI) CD065500, HOME06-4, CD055500-IDIS1353, CC045500-IDIS1273, CD085500CD035500-IDIS1207, CD075500	2005	11	16	145%		
				2006	11	9	82%		
		Act 137		2007	11	18	164%		
				2008	15	7	47%		
		HOME		2009	12		0%		
		MULTI-YEAR GOAL				60	50	83%	
		CDBG		Rehabilitate the homes of very low income households (31%-50% MFI) CD065500, HOME06-4, CD055500-IDIS1353, CC045500-IDIS1273, CD035500-IDIS1207, CD075500, CD085500	2005	8	3	38%	
					2006	15	12	80%	
		Act 137			2007	8	8	100%	
					2008	12	12	100%	
	HOME	2009	12			0%			
	MULTI-YEAR GOAL				55	35	64%		
	Provide funding for Single-family owner-occupied housing rehabilitation through the Home Improvement Program (HIP) (SP Act. #1 p. 83)	CDBG	Rehabilitate the homes of low income households (51%-80% MFI) CD065500, HOME06-4, CD055500-IDIS1353, CC045500-IDIS1273, CD035500-IDIS1207, CD075500, CD085500	2005	6	27	450%		
				2006	21	26	124%		
Act 137		2007		6	15	250%			
		2008		9		0%			
HOME		2009		12		0%			
MULTI-YEAR GOAL				54	68	126%			



Summary of Specific Annual Objectives

Specific Obj. #	Outcome/Objective Specific Annual Objectives	Sources of Funds	Performance Indicators	Year	Expected Number	Actual Number	Percent Completed		
DH-3 Sustainability of Decent Housing									
DH-3 (2)	To reduce housing blight and deterioration by supporting programs and activities to assist homeowners in the County to make improvements to their homes. (SP pg 73, Priority #5 pg. 82)	CDBG	Weatherize the homes extremely low income households (0%-30% MFI) CD065502, CD055502 - IDIS1354, CD075502, CD085502	2005	7	43	614%		
				2006	7	42	600%		
		Source of Funds #2		2007	32	35	109%		
				2008	35	41	117%		
		Source of Funds #3		2009	0		#DIV/0!		
		MULTI-YEAR GOAL				81	161	199%	
		CDBG		Weatherize the homes of very low income households (31%-50% MFI) CD065502, CD055502 - IDIS1354, CD075502, CD085502	2005	4	0	0%	
					2006	4	0	0%	
		Source of Funds #2			2007	0	0	#DIV/0!	
					2008	0	0	#DIV/0!	
	Source of Funds #3	2009	0			#DIV/0!			
	MULTI-YEAR GOAL				8	0	0%		
	Provide funding to promote energy efficiency in the homes of low income persons through the Energy Conservation (Weatherization) Program (SP Act. #2 p. 83)	CDBG	Weatherize the homes of low income households (51%-80% MFI) CD065502, CD055502 - IDIS1354, CD075502 , CD085502	2005	4	0	0%		
				2006	4	0	0%		
Source of Funds #2		2007		0	0	#DIV/0!			
		2008		0	0	#DIV/0!			
Source of Funds #3		2009		0		#DIV/0!			
MULTI-YEAR GOAL					8	0	0%		

New Specific Objective

Summary of Specific Annual Objectives

Specific Obj. #	Outcome/Objective Specific Annual Objectives	Sources of Funds	Performance Indicators	Year	Expected Number	Actual Number	Percent Completed		
DH-3 Sustainability of Decent Housing									
DH-3 (3)	To reduce housing blight and deterioration by supporting programs and activities to assist homeowners in the County to make improvements to their homes. (SP pg 73, Priority #5 pg. 82)	CDBG	Provide emergency repairs to the homes of extremely low income households (0%-30% MFI) CD065501, CD055501-IDIS1367, CD075501 CD085501, CD095501	2005	11	16	145%		
				2006	5	25	500%		
		Source of Funds #2		2007	11	20	182%		
				2008	13	12	92%		
		Source of Funds #3		2009	11		0%		
		MULTI-YEAR GOAL				51	73	143%	
		CDBG		Provide emergency repairs to the homes of very low income households (31%-50% MFI) CD065501, CD055501 IDIS1367, CD075501, CD085501, CD095501	2005	8	12	150%	
					2006	5	28	560%	
		Source of Funds #2			2007	8	28	350%	
		2008	12		22	183%			
	Source of Funds #3	2009	8			0%			
	MULTI-YEAR GOAL					41	90	220%	
	CDBG	Provide emergency repairs to the homes of low income households (51%-80% MFI) CD065501, CD055501 IDIS1367, CD075501, CD085501, CD095501	2005		6	10	167%		
			2006		5	22	440%		
	Source of Funds #2		2007		6	21	350%		
			2008	11	6	55%			
	Source of Funds #3		2009	6		0%			
	MULTI-YEAR GOAL				34	59	174%		
Provide funding for single-family owner-occupied housing rehabilitation through the Emergency Home Improvement Program (EHIP) (SP Act. #3 p. 83 & 84)									

New Specific Objective

Summary of Specific Annual Objectives

Specific Obj. #	Outcome/Objective Specific Annual Objectives	Sources of Funds	Performance Indicators	Year	Expected Number	Actual Number	Percent Completed		
DH-3 Sustainability of Decent Housing									
DH-3(4)	Provide for rehabilitation of rental housing units for low income tenant households, including households with special needs (SP pg 74)	HUD Capital Fund	Rehabilitate 1,085 units of public housing that are occupied by extremely low income households (0%-30% MFI)	2005	217	406	187%		
				2006	217	369	170%		
		CDBG		2007	217	369	170%		
				2008	217	765	353%		
		Source of Funds #3		2009	336		0%		
		MULTI-YEAR GOAL				1085	1909	176%	
		HUD Capital Fund		Rehabilitate 420 units of public housing that are occupied by very low income households (31%-50% MFI)	2005	84	22	26%	
					2006	84	20	24%	
		CDBG			2007	84	20	24%	
		2008	84		42	50%			
	Source of Funds #3	2009	18			0%			
	MULTI-YEAR GOAL					420	104	25%	
	Support Housing Authority of Beaver County's efforts to rehabilitate its units at 23 public housing communities.	HUD Capital Fund	Rehabilitate 165 units of public housing that are occupied by low income households (51%-80% MFI)		2005	33	4	12%	
					2006	33	4	12%	
		CDBG			2007	33	4	12%	
				2008	33	7	21%		
		Source of Funds #3		2009	4		0%		
		MULTI-YEAR GOAL				165	19	12%	

4

New Specific Objective

Summary of Specific Annual Objectives

Specific Obj. #	Outcome/Objective Specific Annual Objectives	Sources of Funds	Performance Indicators	Year	Expected Number	Actual Number	Percent Completed		
DH-3 Sustainability of Decent Housing									
DH-3(5)	Provide assistance to the homeless population and those at risk of becoming homeless through non-profit organizations and other public agencies (SP Homeless Strategies Priority #1 pg. 88 & 89)	HAP	Assist persons with security deposits, utility assistance, rental assistance and/or mortgage assistance, ESG04-57, HAP 07-08, HAP08-09 Voluntary Action Center	2005	0	199	#DIV/0!		
				2006	400	208	52%		
		ESG		2007	300	266	89%		
				2008	15	1647	10980%		
		Source of Funds #3		2009	100		0%		
		MULTI-YEAR GOAL				815	2320	285%	
		Supportive Housing		Establish County HMIS that assists case managers with people who are at risk of being homeless CD075516, CD085516, 095516	2005	0	0	#DIV/0!	
					2006	180	137	76%	
		CDBG			2007	100	320	320%	
		2008	0		1109	#DIV/0!			
	Prevention of Homelessness among low-income household through support to nonprofits that financially assist low-income households (renters and homeowners) (SP Act #1 pg 88 & 89)	Source of Funds #3		2009	100		0%		
	MULTI-YEAR GOAL				380	1566	412%		
		Supportive Housing	Provide tenent based rental assistance to people at risk of being homeless (HOME04), HOME06	2005	0	38	#DIV/0!		
				2006	22	33	150%		
		HOME		2007	19	42	221%		
				2008	19	13	68%		
		Source of Funds #3		2009	19		0%		
	MULTI-YEAR GOAL				79	126	159%		

4

New Specific Objective

Summary of Specific Annual Objectives

Specific Obj. #	Outcome/Objective Specific Annual Objectives	Sources of Funds	Performance Indicators	Year	Expected Number	Actual Number	Percent Completed		
DH-3 Sustainability of Decent Housing									
DH-3(6)	Support activities that address the housing and supportive service needs of elderly and frail elderly residents (SP Special Needs Population Priority #1 pg.90)	CDBG	Assist elderly people through funding social and health service projects that serve the elderly population	2005	0	0	#DIV/0!		
				2006	2	2	100%		
		Source of Funds #2		2007	0		#DIV/0!		
				2008	15		0%		
		Source of Funds #3		2009	0		#DIV/0!		
		MULTI-YEAR GOAL				2	2	100%	
		CDBG			2005			#DIV/0!	
					2006			#DIV/0!	
		Source of Funds #2			2007			#DIV/0!	
			2008			#DIV/0!			
	Source of Funds #3		2009			#DIV/0!			
	MULTI-YEAR GOAL				0	0	#DIV/0!		
	Encourage the provision of supportive services for elderly households (SP Act. #2 pg. 91)	CDBG	Assist elderly people through the purchase of kitchen equipment for Meals on Wheels (CD065512)	2005	0		#DIV/0!		
				2006	700		0%		
		Source of Funds #3		2007	0		#DIV/0!		
				2008	0		#DIV/0!		
		Source of Funds #3		2009	0		#DIV/0!		
		MULTI-YEAR GOAL				700	0	0%	

4

New Specific Objective

Summary of Specific Annual Objectives

Specific Obj. #	Outcome/Objective Specific Annual Objectives	Sources of Funds	Performance Indicators	Year	Expected Number	Actual Number	Percent Completed		
DH-3 Sustainability of Decent Housing									
DH-3(7)	Support activities that address the housing and supportive service needs of persons with disabilities (SP Special Needs Population Priority #2 pg.92)	Supportive Housing	Support and endorse programs to provide supportive services needed by person with disabilities (Melrose Place, Young Consumers, Stone Harbour, Independent Crossing, Freedom Project programs)	2005	0	22	#DIV/0!		
				2006	22	22	100%		
		Source of Funds #2		2007	43	31	72%		
				2008	31	71	229%		
		Source of Funds #3		2009	0		#DIV/0!		
		MULTI-YEAR GOAL				96	146	152%	
		Source of Funds #1		2005	0		#DIV/0!		
				2006	0		#DIV/0!		
		Source of Funds #2		2007	0		#DIV/0!		
				2008	0		#DIV/0!		
	Source of Funds #3	2009	0		#DIV/0!				
	MULTI-YEAR GOAL				0	0	#DIV/0!		
	Encourage the provision of supportive services for people with disabilities (SP Act. #2 pg. 93)	Source of Funds #1	2005	0		#DIV/0!			
			2006	0		#DIV/0!			
Source of Funds #3		2007	0		#DIV/0!				
		2008	0		#DIV/0!				
Source of Funds #3		2009	0		#DIV/0!				
MULTI-YEAR GOAL				0	0	#DIV/0!			

4

New Specific Objective

Summary of Specific Annual Objectives

Specific Obj. #	Outcome/Objective Specific Annual Objectives	Sources of Funds	Performance Indicators	Year	Expected Number	Actual Number	Percent Completed	
DH-3 Sustainability of Decent Housing								
DH-3(8)	Improve the quality of life for public housing residents by encouraging the development of additional accessible units, supportive services, and resident initiatives (SP Special Needs Priority #4 pg. 95 & 96)	Housing Authority Capital Fund	Continue to collaborate with private and public agencies to identify and provide the supportive service needs of public housing residents	2005	0	10	#DIV/0!	
		Source of Funds #2		2006	10	10	100%	
		Source of Funds #3		2007	10	38	380%	
				2008	10	41	410%	
				2009	38		0%	
		MULTI-YEAR GOAL				68	99	146%
		HUD Compentitive Grant	Participation of families in public housing to become self-sufficient through the SHARES Program	2005	0	139	#DIV/0!	
		HABC Operating Funds		2006	125	247	198%	
		Source of Funds #3		2007	100	281	281%	
		2008		0		#DIV/0!		
		2009		0		#DIV/0!		
	MULTI-YEAR GOAL				225	667	296%	
	Encourage the Housing Authority of Beaver County to continue to identify and address the supportive service needs of public housing residents via available program and/or resident intitatives (SP Act. #2 pg. 96 &97)	HUD Competitive Grant	Participation of families in public housing to become self-sufficient through the Public Housing Neighborhood Networks program	2005	0	192	#DIV/0!	
		HABC Operating Funds		2006	130	192	148%	
		Source of Funds #3		2007	130	50	38%	
				2008	130		0%	
				2009	0		#DIV/0!	
		MULTI-YEAR GOAL				390	434	111%

4

New Specific Objective

Summary of Specific Annual Objectives

Specific Obj. #	Outcome/Objective Specific Annual Objectives	Sources of Funds	Performance Indicators	Year	Expected Number	Actual Number	Percent Completed	
DH-3 Sustainability of Decent Housing								
DH-3(8a)	Improve the quality of life for public housing residents by encouraging the development of additional accessible units, supportive services, and resident initiatives (SP Special Needs Priority #4 pg. 95 & 96)	HUD Competitive	Assist elderly people through funding social and health service projects that serve the elderly population	2005	0	10	#DIV/0!	
				2006	0	1860	#DIV/0!	
		HABC Operating Funds		2007	1680	125	7%	
				2008	150	125	83%	
		Source of Funds #3		2009	150		0%	
		MULTI-YEAR GOAL				1980	2120	107%
		HUD Competitive	Participation of families in public housing to become self-sufficient through the Transitions Program	2005			#DIV/0!	
				2006			#DIV/0!	
		HABC Operating Funds		2007	0		#DIV/0!	
				2008	130	206	158%	
	Source of Funds #3	2009		130		0%		
	MULTI-YEAR GOAL						#DIV/0!	
	Encourage the Housing Authority of Beaver County to continue to identify and address the supportive service needs of public housing residents via available program and/or resident initiatives (SP Act. #2 pg. 96 & 97)	Source of Funds #1		2005			#DIV/0!	
				2006			#DIV/0!	
Source of Funds #2		2007				#DIV/0!		
		2008				#DIV/0!		
Source of Funds #3		2009				#DIV/0!		
MULTI-YEAR GOAL							#DIV/0!	

4

New Specific Objective

Summary of Specific Annual Objectives

Specific Obj. #	Outcome/Objective Specific Annual Objectives	Sources of Funds	Performance Indicators	Year	Expected Number	Actual Number	Percent Completed	
DH-3 Sustainability of Decent Housing								
DH-3(9)	Improve the quality of life for public housing residents by encouraging the development of additional accessible units, supportive services, and resident initiatives (SP Special Needs Priority #4 pg. 95 & 96)	HUD Competitive Grant	Participation of resident families through the SHARES and SHARES 2 program	2005	0	139	#DIV/0!	
				2006	125	247	198%	
		HABC Operating funds		2007	100	281	281%	
				2008	0		#DIV/0!	
		Source of Funds #3		2009	0		#DIV/0!	
		MULTI-YEAR GOAL				125	667	534%
		Source of Funds #1	Create additional resident councils at public housing communities	2005	0	2	#DIV/0!	
				2006	0	3	#DIV/0!	
		Source of Funds #2		2007	0	1	#DIV/0!	
				2008	2	0	0%	
	Source of Funds #3	2009		0		#DIV/0!		
	MULTI-YEAR GOAL				0	6	#DIV/0!	
	Encourage the Housing Authority of Beaver County to continue create additional resident councils and/or develop additional resident initiatives (SP Act. #3 pg. 96 & 97)	HABC Operating funds	Public Housing Residents serve on Advisory Board to Housing Authority	2005	6	26	433%	
				2006	6	26	433%	
Source of Funds #3		2007		6	26	433%		
		2008		26	26	100%		
Source of Funds #3		2009		26		0%		
MULTI-YEAR GOAL					6	104	1733%	

4



Summary of Specific Annual Objectives

Specific Obj. #	Outcome/Objective Specific Annual Objectives	Sources of Funds	Performance Indicators	Year	Expected Number	Actual Number	Percent Completed	
DH-3 Sustainability of Decent Housing								
DH-3(10)	To reduce housing blight and deterioration by supporting programs and activities to assist homeowners in the County to make improvements to their homes. (SP pg 73, Priority #5 pg. 82)	CDBG	Provide rodent (rat) abatement services for low income people in Beaver County CD065506, CD045505-IDIS1253, CD055509-IDIS1345, CD075506, CD085506, CD095502	2005	85	397	467%	
				2006	25	1150	4600%	
Source of Funds #2		2007		300	202	67%		
		2008		300	921	307%		
Source of Funds #3		2009		200		0%		
		MULTI-YEAR GOAL				910	2670	293%
		Source of Funds #1		2005	0		#DIV/0!	
				2006	0		#DIV/0!	
		Source of Funds #2		2007	0		#DIV/0!	
				2008	0		#DIV/0!	
	Source of Funds #3		2009	0		#DIV/0!		
	Provide funding to abate rodents in homes of low-moderate income residents of Beaver County		MULTI-YEAR GOAL			0	0	#DIV/0!
		Source of Funds #1		2005	0		#DIV/0!	
				2006	0		#DIV/0!	
		Source of Funds #3		2007	0		#DIV/0!	
				2008	0		#DIV/0!	
		Source of Funds #3		2009	0		#DIV/0!	
		MULTI-YEAR GOAL				0	0	#DIV/0!

4

New Specific Objective

Summary of Specific Annual Objectives

Specific Obj. #	Outcome/Objective Specific Annual Objectives	Sources of Funds	Performance Indicators	Year	Expected Number	Actual Number	Percent Completed	
DH-3 Sustainability of Decent Housing								
DH-3(11)	To sustain a suitable living environment by improving the quality and access to decent housing	CDBG	Spend \$3,000 over 5 years to identify Fair Housing Act violations and conduct municipal education and outreach efforts to identify remedies and to encourage municipalities to take corrective action	2005	600	3,800	633%	
				2006	600	4220	703%	
		Act 137		2007	600	660	110%	
				2008	600	0	0%	
		Source of Funds #3		2009	0		#DIV/0!	
		MULTI-YEAR GOAL				2400	8680	362%
		HUD Resident Opportunitites for Self Sufficiency (ROSS)	Spend \$5,000 over 5 years to increase homeownership among protected classes by encouraging participation in the Homebuyer Program (Shares & Shares 2 program) (Transitions)	2005	1,000	950	95%	
				2006	1,000	950	95%	
		Source of Funds #2		2007	1,000	950	95%	
				2008	1,000	0	0%	
	Source of Funds #3	2009		0		#DIV/0!		
	MULTI-YEAR GOAL				4000	2850	71%	
	To improve the quality and access of affordable rental housing through fair housing activities (SP Table C pg. 120 & 121) (Matrix Code 21D) CD065516, CD055512, CD0455523	CDBG	Spend \$5,000 over 5 years for outreach to lenders and realtors	2005	1,000	950	95%	
				2006	1,000	1250	125%	
Act 137		2007		1,000	1020	102%		
		2008		1,000	0	0%		
Source of Funds #3		2009		0		#DIV/0!		
MULTI-YEAR GOAL					4000	3220	81%	

4

New Specific Objective

Summary of Specific Annual Objectives

Specific Obj. #	Outcome/Objective Specific Annual Objectives	Sources of Funds	Performance Indicators	Year	Expected Number	Actual Number	Percent Completed		
DH-3 Sustainability of Decent Housing									
DH-3(11a)	To sustain a suitable living environment by improving the quality and access to decent housing	CDBG	Spend \$5,000 over 5 years to increase realtors' knowledge of fair housing laws and greater compliance with fair housing advertising requirements	2005	1,000	4,750	475%		
				2006	1,000	4750	475%		
		Act 137		2007	1,000	1005	101%		
				2008	1,000	0	0%		
		Source of Funds #3		2009	0		#DIV/0!		
		MULTI-YEAR GOAL				4000	10505	263%	
		CDBG		Spend \$10,000 to develop a viable testing program and establish tenant and neighborhood associations to improve identification of fair housing violations	2005	0	0	#DIV/0!	
		2006	0		1080	#DIV/0!			
	Act 137	2007	3,334		3540	106%			
		2008	3,334		0	0%			
	Source of Funds #3	2009				#DIV/0!			
	MULTI-YEAR GOAL					6668	4620	69%	
	To improve the quality and access of affordable rental housing through fair housing activities (SP Table C pg. 121 & 122) (Matrix Code 21D) CD065516, CD055512, CD0455523	CDBG	Spend \$5,000 to continue education and outreach efforts to municipal officials and the general public through coloring contest and awards ceremony		2005	1,000	9,550	955%	
				2006	1,000	4536	454%		
Act 137		2007		1,000	1335	134%			
		2008		0	0	#DIV/0!			
Source of Funds #3		2009		0		#DIV/0!			
MULTI-YEAR GOAL					3000	15421	514%		

4

New Specific Objective

Summary of Specific Annual Objectives

Specific Obj. #	Outcome/Objective Specific Annual Objectives	Sources of Funds	Performance Indicators	Year	Expected Number	Actual Number	Percent Completed		
DH-3 Sustainability of Decent Housing									
DH-3(11b)	To sustain a suitable living environment by improving the quality and access to decent housing	CDBG	Spend \$20,000 per year of fair housing activities. See Appendix D- <i>Barriers to Affordable Housing</i> and Appendix H- <i>Impediments to Fair Housing Choice</i> for specific actions CD095514	2005			#DIV/0!		
				2006			#DIV/0!		
		Act 137		2007			#DIV/0!		
				2008		4654	#DIV/0!		
		Source of Funds #3		2009	20000		0%		
		MULTI-YEAR GOAL				20000	4654	23%	
		CDBG			2005			#DIV/0!	
			2006			#DIV/0!			
	Act 137		2007			#DIV/0!			
			2008			#DIV/0!			
	Source of Funds #3		2009			#DIV/0!			
	MULTI-YEAR GOAL				0	0	#DIV/0!		
	To improve the quality and access of affordable rental housing through fair housing activities (SP Table C pg. 121 & 122) (Matrix Code 21D) CD065516, CD055512, CD0455523	CDBG		2005			#DIV/0!		
				2006			#DIV/0!		
Act 137			2007			#DIV/0!			
			2008			#DIV/0!			
Source of Funds #3			2009			#DIV/0!			
MULTI-YEAR GOAL				0	0	#DIV/0!			
CDBG			2005			#DIV/0!			
		2006			#DIV/0!				
Act 137		2007			#DIV/0!				
		2008			#DIV/0!				
Source of Funds #3		2009			#DIV/0!				
MULTI-YEAR GOAL				0	0	#DIV/0!			

4

New Specific Objective

Summary of Specific Annual Objectives

Specific Obj. #	Outcome/Objective Specific Annual Objectives	Sources of Funds	Performance Indicators	Year	Expected Number	Actual Number	Percent Completed	
DH-3 Sustainability of Decent Housing								
DH-3(12)	To sustain decent housing for the homeless population	Supportive Housing	Assist persons with permanent housing and supportive services (Stone Harbor, Melrose Place, Young Consumers, Freedom Project, Friendship Homes)	2005	20	39	195%	
				2006	20		0%	
		Source of Funds #2		2007	31	56	181%	
				2008	31	72	232%	
		Source of Funds #3		2009	31		0%	
		MULTI-YEAR GOAL				133	167	126%
		Supportive Housing	Submit funding application for Supportive Housing to create additional units of permanent housing with supportive services (TBRA)	2005	20	0	0%	
				2006	20	0	0%	
		Source of Funds #2		2007	19	0	0%	
				2008	0		#DIV/0!	
	Source of Funds #3	2009		0		#DIV/0!		
	MULTI-YEAR GOAL				59	0	0%	
	Provide permanent housing and supportive services for the homeless	Source of Funds #1		2005	0		#DIV/0!	
				2006	0		#DIV/0!	
		Source of Funds #3		2007	0		#DIV/0!	
				2008	0		#DIV/0!	
		Source of Funds #3		2009	0		#DIV/0!	
		MULTI-YEAR GOAL				0	0	#DIV/0!

4

New Specific Objective

Summary of Specific Annual Objectives

Specific Obj. #	Outcome/Objective Specific Annual Objectives	Sources of Funds	Performance Indicators	Year	Expected Number	Actual Number	Percent Completed	
SL-1 Availability/Accessibility of Suitable Living Environment								
SL-1 (1)	To increase the availability and/or accessibility of the suitability of the living environment for lower income person through funding public facilities improvements (SP Public Facilities Objective pg. 100)	CDBG	Provide accessibility to 310 persons with mobility handicaps through the construction of 4 handicapped parking stalls and ramps at Big Beaver Municipal Building and Fire Hall CD060600 IDIS #1423	2005			#DIV/0!	
				2006	310		0%	
		Source of Funds #2		2007			#DIV/0!	
				2008		310	#DIV/0!	
		Source of Funds #3		2009			#DIV/0!	
		MULTI-YEAR GOAL				310	310	100%
		CDBG	Invest \$270,000 over 5 years to improve the quality and increase the quantity of parking facilities for lower income persons (SP Long-Term Goal pg. 100) (Matix Code 03G)	2005		987	#DIV/0!	
				2006	25,000	47,997	192%	
		Source of Funds #2		2007		2348	#DIV/0!	
				2008	0	22219	#DIV/0!	
	Source of Funds #3	2009		0		#DIV/0!		
	MULTI-YEAR GOAL				25000	73551	294%	
	CDBG	Provide handicap accessibility improvements to the Economy Municipal Authority building CD041700 - IDIS 1326	2005	574		0%		
			2006		574	#DIV/0!		
Source of Funds #2	2007				#DIV/0!			
	2008				#DIV/0!			
Source of Funds #3	2009				#DIV/0!			
MULTI-YEAR GOAL				574	574	100%		
	Improve the quality and increase the quantity of parking facilities for lower income persons (SP Long-Term Goal pg. 100) (Matix Code 03G)							

New Specific Objective

Summary of Specific Annual Objectives

Specific Obj. #	Outcome/Objective Specific Annual Objectives	Sources of Funds	Performance Indicators	Year	Expected Number	Actual Number	Percent Completed	
SL-1 Availability/Accessibility of Suitable Living Environment								
SL-1 (1a)	To increase the availability and/or accessibility of the suitability of the living environment for lower income person through funding public facilities improvements (SP Public Facilities Objective pg. 100)	CDBG	Construct parking lot for Mental Health Consumer Center building CD040202-IDIS1275	2005	1		0%	
		Source of Funds #2		2006		1	#DIV/0!	
				2007		#DIV/0!		
				2008		#DIV/0!		
		Source of Funds #3		2009		#DIV/0!		
				MULTI-YEAR GOAL			1	1
		Improve the quality and increase the quantity of parking facilities for lower income persons (SP Long-Term Goal pg. 100) (Matix Code 03G)		Source of Funds #1	2005		#DIV/0!	
					2006		#DIV/0!	
				Source of Funds #2	2007		#DIV/0!	
					2008		#DIV/0!	
	Source of Funds #3		2009		#DIV/0!			
			MULTI-YEAR GOAL			0	0	#DIV/0!
	Source of Funds #1		2005		#DIV/0!			
			2006		#DIV/0!			
2007			#DIV/0!					
2008			#DIV/0!					
2009			#DIV/0!					
MULTI-YEAR GOAL			0	0	#DIV/0!			

New Specific Objective

Summary of Specific Annual Objectives

Specific Obj. #	Outcome/Objective Specific Annual Objectives	Sources of Funds	Performance Indicators	Year	Expected Number	Actual Number	Percent Completed		
SL-1 Availability/Accessibility of Suitable Living Environment									
SL-1 (2)	To increase the availability and/or accessibility of the suitability of the living environment for lower income person through funding public facilities improvements (SP Public Facilities Objective pg. 100)	CDBG	Benefit low income persons through construction of picnic pavilion and restrooms for football field and 13th Street Rec areas in Midland (CD063502 IDIS 1430, CD066501-IDIS1212, CD033501-IDIS1212)	2005	2		0%		
				2006	1		0%		
		Source of Funds #2		2007			#DIV/0!		
				2008		2	#DIV/0!		
		Source of Funds #3		2009			#DIV/0!		
		MULTI-YEAR GOAL					2	#DIV/0!	
		CDBG		Prevent or eliminate slum & blight through engineering for Monaca and Riverfront Parks (CD065506 IDIS 1443 and CD065507 IDIS 1444)	2005			#DIV/0!	
					2006	2		0%	
	Source of Funds #2	2007				#DIV/0!			
		2008			1	#DIV/0!			
	Source of Funds #3	2009				#DIV/0!			
	MULTI-YEAR GOAL						1	#DIV/0!	
	Improve the quality and increase the quantity of Park and Recreation facilities for lower income persons (SP Long-Term Goal pg. 100) (Matix Code 03F)	CDBG	Combined with SL-3(2) Invest \$630,000 over 5 years to improve the quality and increase the quantity of Park and Recreation facilities for lower income persons (SP Long-Term Goal pg. 100)	2005		173,489	#DIV/0!		
				2006	224,000	3,172	1%		
Source of Funds #2		2007			116493	#DIV/0!			
		2008		200,000	343000	172%			
Source of Funds #3		2009		250000		0%			
MULTI-YEAR GOAL						636154	#DIV/0!		

New Specific Objective

Summary of Specific Annual Objectives

Specific Obj. #	Outcome/Objective Specific Annual Objectives	Sources of Funds	Performance Indicators	Year	Expected Number	Actual Number	Percent Completed	
SL-1 Availability/Accessibility of Suitable Living Environment								
SL-1 (2a)	To increase the availability and/or accessibility of the suitability of the living environment for lower income person through funding public facilities improvements (SP Public Facilities Objective pg. 100)	CDBG	Combined with SL-3(2) fund 10 projects over 5 years to improve the quality and increase the quantity of Park and Recreation facilities for lower income persons (SP Long-Term Goal pg. 100)	2005		13	#DIV/0!	
				2006	4		0%	
		Source of Funds #2		2007	2	3	150%	
				2008			#DIV/0!	
		Source of Funds #3		2009	2		0%	
		MULTI-YEAR GOAL			8	16	200%	
		Improve the quality and increase the quantity of Park and Recreation facilities for lower income persons (SP Long-Term Goal pg. 100) (Matix Code 03F)		CDBG	Construction of playground at the New Brighton Middle School CD063701 IDIS #1433	2005		
			2006	1			0%	
	Source of Funds #2		2007				#DIV/0!	
			2008				#DIV/0!	
	Source of Funds #3		2009				#DIV/0!	
	MULTI-YEAR GOAL			1		0	0%	
			CDBG	Construction of Rochester Riverfront Pavilion CD024707-IDIS1167		2005	1	
			2006				#DIV/0!	
Source of Funds #2		2007			1	#DIV/0!		
		2008				#DIV/0!		
Source of Funds #3		2009				#DIV/0!		
MULTI-YEAR GOAL			1		1	100%		

New Specific Objective

Summary of Specific Annual Objectives

Specific Obj. #	Outcome/Objective Specific Annual Objectives	Sources of Funds	Performance Indicators	Year	Expected Number	Actual Number	Percent Completed		
SL-1 Availability/Accessibility of Suitable Living Environment									
SL-1 (2b)	To increase the availability and/or accessibility of the suitability of the living environment for lower income person through funding public facilities improvements (SP Public Facilities Objective pg. 100)	CDBG	Conversion of parking lot into public park in Aliquippa CD050100 IDIS1329	2005	1	0	0%		
		Source of Funds #2		2006			#DIV/0!		
		Source of Funds #3		2007			#DIV/0!		
				2008			#DIV/0!		
				2009			#DIV/0!		
		MULTI-YEAR GOAL				1	0	0%	
		Improve the quality and increase the quantity of Park and Recreation facilities for lower income persons (SP Long-Term Goal pg. 100) (Matix Code 03F)		Source of Funds #1	Removal of Architectural Barriers at gymnasium in Rochester CD054701-IDIS1362	2005	1		0%
	Source of Funds #2		2006				#DIV/0!		
	Source of Funds #3		2007				#DIV/0!		
			2008				#DIV/0!		
			2009				#DIV/0!		
	MULTI-YEAR GOAL					1	0	0%	
	Source of Funds #1		Improve accessibility to the Conservation District Building for persons with Disabilities CD045522, CD075511	2005				#DIV/0!	
		2006				#DIV/0!			
2007		57711			0%				
2008				57711	#DIV/0!				
2009					#DIV/0!				
MULTI-YEAR GOAL				57711	57711	100%			

New Specific Objective

Summary of Specific Annual Objectives

Specific Obj. #	Outcome/Objective Specific Annual Objectives	Sources of Funds	Performance Indicators	Year	Expected Number	Actual Number	Percent Completed		
SL-1 Availability/Accessibility of Suitable Living Environment									
SL-1 (2c)	To increase the availability and/or accessibility of the suitability of the living environment for lower income person through funding public facilities improvements (SP Public Facilities Objective pg. 100)	CDBG	Improve the Monaca Riverfront Park CD075506	2005			#DIV/0!		
				2006	1		0%		
		Source of Funds #2		2007			#DIV/0!		
				2008			#DIV/0!		
		Source of Funds #3		2009			#DIV/0!		
		MULTI-YEAR GOAL				1	0	0%	
		Source of Funds #1		Construction of Playground for LM housing residents in New Brighton CD064801 IDIS 1470	2005			#DIV/0!	
					2006	1		0%	
		Source of Funds #2			2007			#DIV/0!	
		2008				#DIV/0!			
	Source of Funds #3	2009				#DIV/0!			
	MULTI-YEAR GOAL				1	0	0%		
	Improve the quality and increase the quantity of Park and Recreation facilities for lower income persons (SP Long-Term Goal pg. 100) (Matix Code 03F)	Source of Funds #1	Construct Riverfront park at Bridgewater Crossing CD080700	2005			#DIV/0!		
				2006			#DIV/0!		
		Source of Funds #2		2007			#DIV/0!		
		2008		1	1	100%			
Source of Funds #3		2009				#DIV/0!			
MULTI-YEAR GOAL					1	1	100%		

New Specific Objective

Summary of Specific Annual Objectives

Specific Obj. #	Outcome/Objective Specific Annual Objectives	Sources of Funds	Performance Indicators	Year	Expected Number	Actual Number	Percent Completed	
SL-1 Availability/Accessibility of Suitable Living Environment								
SL-1 (2d)	To increase the availability and/or accessibility of the suitability of the living environment for lower income person through funding public facilities improvements (SP Public Facilities Objective pg. 100)	CDBG	Improve riverfront park to add trail at Bridgewater Riverfront Trail North CD090700	2005			#DIV/0!	
				2006			#DIV/0!	
		Source of Funds #2		2007			#DIV/0!	
				2008			#DIV/0!	
		Source of Funds #3		2009	1		0%	
		MULTI-YEAR GOAL				1	0	0%
			Source of Funds #1	Improve accessibility to Conservation District walkway to persons with disabilities	2005			#DIV/0!
					2006			#DIV/0!
		Source of Funds #2	2007				#DIV/0!	
					2008			#DIV/0!
	Source of Funds #3	2009	15019			0%		
	MULTI-YEAR GOAL				15019	0	0%	
	Improve the quality and increase the quantity of Park and Recreation facilities for lower income persons (SP Long-Term Goal pg. 100) (Matix Code 03F)	Source of Funds #1	Minority Coalition Study for Splash Pad in Beaver Falls (CD090501)	2005			#DIV/0!	
				2006			#DIV/0!	
		Source of Funds #2		2007			#DIV/0!	
		2008				#DIV/0!		
Source of Funds #3		2009		1		0%		
MULTI-YEAR GOAL				1	0	0%		

New Specific Objective

Summary of Specific Annual Objectives

Specific Obj. #	Outcome/Objective Specific Annual Objectives	Sources of Funds	Performance Indicators	Year	Expected Number	Actual Number	Percent Completed		
SL-1 Availability/Accessibility of Suitable Living Environment									
SL-1 (3)	To increase the availability and/or accessibility of the suitability of the living environment for lower income person through funding public facilities improvements (SP Public Facilities Objective pg. 100)	CDBG	Together with SL-3(7), invest \$1,800,000 over 5 years to improve the quality and increase the quantity of general public improvements for lower income persons (SP Long-Term Goal pg. 101)	2005		2,827	#DIV/0!		
				2006	30,000		0%		
		Source of Funds #2		2007	150,000	28794	19%		
				2008		42053	#DIV/0!		
		Source of Funds #3		2009	30000		0%		
		MULTI-YEAR GOAL					73674	#DIV/0!	
		CDBG		Benefit low income persons through construction of a community events electronic display in Beaver Falls CD060503 IDIS1422	2005			#DIV/0!	
					2006	11568		0%	
		Source of Funds #2			2007			#DIV/0!	
					2008			#DIV/0!	
	Source of Funds #3	2009				#DIV/0!			
	MULTI-YEAR GOAL					0	#DIV/0!		
	Improve the quality and increase the quantity of general or other public facilities for lower income persons (SP Long-Term Goal pg. 101) (Matix Code 03)	CDBG		2005			#DIV/0!		
				2006			#DIV/0!		
Source of Funds #2		2007				#DIV/0!			
		2008				#DIV/0!			
Source of Funds #3		2009				#DIV/0!			
MULTI-YEAR GOAL						0	#DIV/0!		

New Specific Objective

Summary of Specific Annual Objectives

Specific Obj. #	Outcome/Objective Specific Annual Objectives	Sources of Funds	Performance Indicators	Year	Expected Number	Actual Number	Percent Completed		
SL-1 Availability/Accessibility of Suitable Living Environment									
SL-1 (3a)	To increase the availability and/or accessibility of the suitability of the living environment for lower income person through funding public facilities improvements (SP Public Facilities Objective pg. 100)	CDBG	Improve access to DASBV facility for handicapped persons CD075512, CD095512	2005			#DIV/0!		
				2006			#DIV/0!		
		Source of Funds #2		2007	1		0%		
				2008			#DIV/0!		
		Source of Funds #3		2009	1		0%		
		MULTI-YEAR GOAL					0	#DIV/0!	
		CDBG		Restoration of embankment and road in Freedom CD072200	2005			#DIV/0!	
					2006			#DIV/0!	
		Source of Funds #2			2007	6		0%	
					2008			#DIV/0!	
	Source of Funds #3	2009				#DIV/0!			
	MULTI-YEAR GOAL					0	#DIV/0!		
	Improve the quality and increase the quantity of general or other public facilities for lower income persons (SP Long-Term Goal pg. 101) (Matix Code 03)	Source of Funds #1		2005			#DIV/0!		
				2006			#DIV/0!		
Source of Funds #2		2007				#DIV/0!			
		2008				#DIV/0!			
Source of Funds #3		2009				#DIV/0!			
						0	#DIV/0!		

New Specific Objective

Summary of Specific Annual Objectives

Specific Obj. #	Outcome/Objective Specific Annual Objectives	Sources of Funds	Performance Indicators	Year	Expected Number	Actual Number	Percent Completed		
SL-1 Availability/Accessibility of Suitable Living Environment									
SL-1(4)	To increase the availability and/or accessibility of the suitability of the living environment for lower income person through funding youth programs programs (SP Youth Program Objective pg. 103)	CDBG	Use \$250,000 over 5 years to fund youth service programs throughout Beaver County	2005		74,632	#DIV/0!		
		Source of Funds #2		2006	66,000	66,000	100%		
				2007	66,000	66,000	100%		
				2008	86,000	66,000	77%		
		Source of Funds #3		2009	66,000		0%		
				MULTI-YEAR GOAL			284,000	272,632	96%
		Improve the suitability of the living environment through funding youth service program (SP Youth Program Objective pg. 103) (Matrix Code 05D)(Matix Code 14E)		CDBG	Assist low income youth grades 1-8 through after-school enrichment Program CD065510 IDIS 1447, CD055510-IDIS1350, CD075510, CD085510, CD	2005	150	155	103%
				Source of Funds #2		2006	120	163	136%
						2007	150	128	85%
						2008	150	134	89%
	Source of Funds #3		2009	150			0%		
			MULTI-YEAR GOAL			720	580	81%	
	Source of Funds #1		Assist 1 youth service non-profit business through purchase of a sign CD060301	2005				#DIV/0!	
				2006		1		0%	
2007					#DIV/0!				
2008					#DIV/0!				
Source of Funds #2		2009			#DIV/0!				
		MULTI-YEAR GOAL				0	#DIV/0!		

New Specific Objective

Summary of Specific Annual Objectives

Specific Obj. #	Outcome/Objective Specific Annual Objectives	Sources of Funds	Performance Indicators	Year	Expected Number	Actual Number	Percent Completed
SL-1 Availability/Accessibility of Suitable Living Environment							
SL-1(4a)	To increase the availability and/or accessibility of the suitability of the living environment for lower income person through funding youth programs programs (SP Youth Program Objective pg. 103)	CDBG	Assist low income youth participate in leadership, community service and job placement opportunities CD080501	2005			#DIV/0!
				2006			#DIV/0!
		Source of Funds #2		2007			#DIV/0!
				2008	50		0%
		Source of Funds #3		2009			#DIV/0!
		MULTI-YEAR GOAL				50	0
	Improve the suitability of the living environment through funding youth service program (SP Youth Program Objective pg. 103) (Matrix Code 05D)(Matix Code 14E)	CDBG	Rehabilitation of 1 youth center	2005			#DIV/0!
				2006			#DIV/0!
		Source of Funds #2		2007			#DIV/0!
				2008			#DIV/0!
		Source of Funds #3		2009	1		0%
		MULTI-YEAR GOAL				1	0
				2005			#DIV/0!
				2006			#DIV/0!
Source of Funds #2			2007			#DIV/0!	
			2008			#DIV/0!	
Source of Funds #3			2009			#DIV/0!	
MULTI-YEAR GOAL					0	#DIV/0!	

New Specific Objective

Summary of Specific Annual Objectives

Specific Obj. #	Outcome/Objective Specific Annual Objectives	Sources of Funds	Performance Indicators	Year	Expected Number	Actual Number	Percent Completed		
SL-1 Availability/Accessibility of Sutable Living Environment									
SL-1(5)	To increase the availabilty and/or accessibility of the suitability of the living environment for lower income person through funding public facilities improvements (SP Public Facilities Objective pg. 100)	CDBG	Extend water line to service 940 people in Marion CD-033401 (IDIS #1210)	2005	940		0%		
				2006			#DIV/0!		
		Source of Funds #2		2007		940	#DIV/0!		
				2008			#DIV/0!		
		Source of Funds #3		2009			#DIV/0!		
		MULTI-YEAR GOAL					940	#DIV/0!	
		CDBG		Waterline installation in Pinehurst area of Economy CD051700-IDIS1347	2005	82		0%	
					2006		82	#DIV/0!	
		Source of Funds #2			2007			#DIV/0!	
					2008			#DIV/0!	
	Source of Funds #3	2009				#DIV/0!			
	MULTI-YEAR GOAL					82	#DIV/0!		
	Improve the quality and increase the quantity of sewer and waterline improvements for lower income persons (SP Long-Term Goal pg. 101) (Matix Code 03J)	CDBG	Combined with SL-3(3) invest \$810,000 over 5 years for Sanitary Sewer and Water Improvement projects (CD074800)	2005		1,004	#DIV/0!		
				2006	95,000	91,839	97%		
		Source of Funds #2		2007	50000	0	0%		
		2008			597	#DIV/0!			
Source of Funds #3		2009		50000		0%			
MULTI-YEAR GOAL						93440	#DIV/0!		

New Specific Objective

Summary of Specific Annual Objectives

Specific Obj. #	Outcome/Objective Specific Annual Objectives	Sources of Funds	Performance Indicators	Year	Expected Number	Actual Number	Percent Completed	
SL-1 Availability/Accessibility of Suitable Living Environment								
SL-1(5a)	To increase the availability and/or accessibility of the suitability of the living environment for lower income person through funding public facilities improvements (SP Public Facilities Objective pg. 100)	CDBG	Combined with SL-3(3a) fund 25 Sanitary Sewer and Water Improvement projects over 5 years	2005		2	#DIV/0!	
		Source of Funds #2		2006	2	1	50%	
		Source of Funds #3		2007		0	#DIV/0!	
				2008	0	0	#DIV/0!	
				2009	1		0%	
		MULTI-YEAR GOAL					3	#DIV/0!
		CDBG	Benefit LMI persons through installation of sewer plant generator CD093502	2005			#DIV/0!	
		Source of Funds #2		2006			#DIV/0!	
		Source of Funds #3		2007			#DIV/0!	
		2008				#DIV/0!		
		2009		3766		0%		
	MULTI-YEAR GOAL					0	#DIV/0!	
	Improve the quality and increase the quantity of sewer and waterline improvements for lower income persons (SP Long-Term Goal pg. 101) (Matix Code 03J)	CDBG		2005			#DIV/0!	
		Source of Funds #2		2006			#DIV/0!	
Source of Funds #3		2007				#DIV/0!		
		2008				#DIV/0!		
		2009				#DIV/0!		
MULTI-YEAR GOAL						0	#DIV/0!	

Now Specific Objective

Summary of Specific Annual Objectives

Specific Obj. #	Outcome/Objective Specific Annual Objectives	Sources of Funds	Performance Indicators	Year	Expected Number	Actual Number	Percent Completed
SL-1 Availability/Accessibility of Suitable Living Environment							
SL-1(6)	To increase the availability and/or accessibility of the suitability of the living environment for lower income person through funding public facilities improvements (SP Public Facilities Objective pg. 100)	CDBG	Benefit Low mod persons through installation of sidewalks on Sharon Road in Bridgewater CD050700-IDIS1334	2005	20		0%
				2006			#DIV/0!
		Source of Funds #2		2007		20	#DIV/0!
				2008			#DIV/0!
		Source of Funds #3		2009			#DIV/0!
						20	#DIV/0!
		CDBG	Benefit low income persons through installing lighting in Freedom CD032201-IDIS1240	2005	1858		0%
				2006			#DIV/0!
		Source of Funds #2		2007			#DIV/0!
				2008		1858	#DIV/0!
	Source of Funds #3	2009				#DIV/0!	
						1858	#DIV/0!
	Improve the quality and increase the quantity of sidewalks for lower income persons (SP Long-Term Goal pg. 101) (Matix Code 03L)	CDBG	Benefit Low mod persons through installation of handicapped curb ramps on sidewalks in Monaca CD083600	2005			#DIV/0!
				2006			#DIV/0!
Source of Funds #2		2007				#DIV/0!	
		2008		34		0%	
Source of Funds #3		2009				#DIV/0!	
						0	#DIV/0!

New Specific Objectives

Summary of Specific Annual Objectives

Specific Obj. #	Outcome/Objective Specific Annual Objectives	Sources of Funds	Performance Indicators	Year	Expected Number	Actual Number	Percent Completed	
SL-1 Availability/Accessibility of Suitable Living Environment								
SL-1 (7)	To increase the availability and/or accessibility of the suitability of the living environment for lower income person through funding public facilities improvements (SP Public Facilities Objective pg. 100)	CDBG	Handicap Accessible Restroom Construction at HAP CD075514	2005			#DIV/0!	
				2006			#DIV/0!	
		Source of Funds #2		2007	1		0%	
				2008			#DIV/0!	
		Source of Funds #3		2009			#DIV/0!	
		MULTI-YEAR GOAL				1	0	0%
		Source of Funds #1	Construction of 1 Handicap Accessible restroom at BCRC CD-045520 IDIS 1252	2005	1		0%	
		2006				#DIV/0!		
	Source of Funds #2	2007				#DIV/0!		
		2008				#DIV/0!		
	Source of Funds #3	2009				#DIV/0!		
	MULTI-YEAR GOAL				1	0	0%	
	Improve the quality and increase the quantity of Centers for Handicapped persons (SP Long-Term Goal pg. 102) (Matix Code 03B)	Source of Funds #1		2005			#DIV/0!	
				2006			#DIV/0!	
Source of Funds #2		2007				#DIV/0!		
		2008				#DIV/0!		
Source of Funds #3		2009				#DIV/0!		
MULTI-YEAR GOAL				0	0	#DIV/0!		

New Specific Objectives

Summary of Specific Annual Objectives

Specific Obj. #	Outcome/Objective Specific Annual Objectives	Sources of Funds	Performance Indicators	Year	Expected Number	Actual Number	Percent Completed		
SL-1 Availability/Accessibility of Suitable Living Environment									
SL-1 (8)	To increase the availability and/or accessibility of the suitability of the living environment for lower income person through funding public facilities improvements (SP Public Facilities Objective pg. 100)	CDBG	Rehabilitation of building to house SBC Ministries community center in Beaver Falls CD045517-IDIS1288	2005	1		0%		
				2006			#DIV/0!		
		Source of Funds #2		2007			#DIV/0!		
				2008		1	#DIV/0!		
		Source of Funds #3		2009			#DIV/0!		
		MULTI-YEAR GOAL				1	1	100%	
		CDBG		Addition to New Brighton Library CD023704-IDIS1317, CD053702-IDIS1382	2005	1		0%	
					2006		0	#DIV/0!	
		Source of Funds #2			2007	1	0	0%	
		2008				#DIV/0!			
	Source of Funds #3	2009				#DIV/0!			
	MULTI-YEAR GOAL				2	0	0%		
	Improve the quality and increase the quantity of neighborhood facilities for low income people (SP Long-Term Goal pg. 102) (Matix Code 03E)	Source of Funds #1	Acquisition & construction of a community center for residents of Aliquippa CD060104 IDIS 1465	2005			#DIV/0!		
				2006	1		0%		
		Source of Funds #2		2007			#DIV/0!		
				2008			#DIV/0!		
		Source of Funds #3		2009			#DIV/0!		
		MULTI-YEAR GOAL				1	0	0%	

New Specific Objective

Summary of Specific Annual Objectives

Specific Obj. #	Outcome/Objective Specific Annual Objectives	Sources of Funds	Performance Indicators	Year	Expected Number	Actual Number	Percent Completed	
SL-1 Availability/Accessibility of Suitable Living Environment								
SL-1 (8a)	To increase the availability and/or accessibility of the suitability of the living environment for lower income person through funding public facilities improvements (SP Public Facilities Objective pg. 100)	CDBG	Acquire building in Rochester for community center (CD004707 - IDIS1010)	2005	1		0%	
				2006			#DIV/0!	
		Source of Funds #2		2007			#DIV/0!	
				2008		1	#DIV/0!	
		Source of Funds #3		2009			#DIV/0!	
		MULTI-YEAR GOAL				1	1	100%
			CDBG	Remove Architectural Barriers at East Rochester Fire Hall CD081500	2005			#DIV/0!
			2006			0	#DIV/0!	
		Source of Funds #2	2007				#DIV/0!	
			2008			1	0%	
	Source of Funds #3	2009				#DIV/0!		
	MULTI-YEAR GOAL				1	0	0%	
	Improve the quality and increase the quantity of neighborhood facilities for low income people (SP Long-Term Goal pg. 102) (Matix Code 03E)	Source of Funds #1		2005			#DIV/0!	
				2006			#DIV/0!	
Source of Funds #2			2007			#DIV/0!		
			2008			#DIV/0!		
Source of Funds #3			2009			#DIV/0!		
MULTI-YEAR GOAL				0	0	#DIV/0!		

New Specific Objectives

Summary of Specific Annual Objectives

Specific Obj. #	Outcome/Objective Specific Annual Objectives	Sources of Funds	Performance Indicators	Year	Expected Number	Actual Number	Percent Completed		
SL-1 Availability/Accessibility of Suitable Living Environment									
SL-1 (9)	To increase the availability and/or accessibility of the suitability of the living environment for lower income person through funding public facilities improvements (SP Public Facilities Objective pg. 100)	CDBG	Resurface and expansion of Mackhollow Road in Hanover CD052600-IDIS1352	2005	25		0%		
		Source of Funds #2		2006			#DIV/0!		
		Source of Funds #3		2007			#DIV/0!		
				2008			#DIV/0!		
				2009			#DIV/0!		
		MULTI-YEAR GOAL				25	0	0%	
		Improve the quality and increase the quantity of street improvements for lower income persons (SP Long-Term Goal pg. 101) (Matix Code 03K)		CDBG	Construction of new roadway in Hopewell CD073000	2005			#DIV/0!
	Source of Funds #2		2006				#DIV/0!		
	Source of Funds #3		2007	8			0%		
			2008				#DIV/0!		
			2009				#DIV/0!		
	MULTI-YEAR GOAL					8	0	0%	
	Source of Funds #1			2005				#DIV/0!	
		2006				#DIV/0!			
2007					#DIV/0!				
2008					#DIV/0!				
2009					#DIV/0!				
MULTI-YEAR GOAL				0	0	#DIV/0!			



Summary of Specific Annual Objectives

Specific Obj. #	Outcome/Objective Specific Annual Objectives	Sources of Funds	Performance Indicators	Year	Expected Number	Actual Number	Percent Completed		
SL-1 Availability/Accessibility of Suitable Living Environment									
SL-1 (10)	To increase the availability and/or accessibility of the suitability of the living environment for lower income person through funding public facilities improvements (SP Public Facilities Objective pg. 100)	CDBG	Building Renovations to create kitchen for residents at Villa St. Joseph CD050300-IDIS1364	2005	1		0%		
		Source of Funds #2		2006			#DIV/0!		
		Source of Funds #3		2007			#DIV/0!		
				2008	1	#DIV/0!			
				2009		#DIV/0!			
		MULTI-YEAR GOAL				1	1	100%	
		Source of Funds #1			2005			#DIV/0!	
	Improve the quality and increase the quantity of Centers for seniors / elderly persons (SP Long-Term Goal pg. 103) (Matix Code 03A)	Source of Funds #2		2006			#DIV/0!		
		Source of Funds #3		2007			#DIV/0!		
				2008			#DIV/0!		
				2009			#DIV/0!		
		MULTI-YEAR GOAL				0	0	#DIV/0!	
		Source of Funds #1		2005			#DIV/0!		
		Source of Funds #2		2006			#DIV/0!		
Source of Funds #3		2007			#DIV/0!				
		2008			#DIV/0!				
		2009			#DIV/0!				
MULTI-YEAR GOAL				0	0	#DIV/0!			

New Specific Objective

Summary of Specific Annual Objectives

Specific Obj. #	Outcome/Objective Specific Annual Objectives	Sources of Funds	Performance Indicators	Year	Expected Number	Actual Number	Percent Completed		
SL-1 Availability/Accessibility of Suitable Living Environment									
SL-1(11)	To increase the availability and/or accessibility of the suitability of the living environment for lower income person through funding public facilities improvements (SP Public Facilities Objective pg. 100)	CDBG	Installation of storm sewers in West Mayfield CD074800, CD085300, CD093500	2005		2	#DIV/0!		
		Source of Funds #2		2006	30		0%		
				2007			#DIV/0!		
		Source of Funds #3		2008	30		0%		
				2009	30		0%		
		MULTI-YEAR GOAL					2	#DIV/0!	
		Improve the quality and increase the quantity of Storm Sewer facilities for lower income persons (SP Long-Term Goal pg. 101) (Matix Code 03J or O3K)		CDBG		2005			#DIV/0!
				Source of Funds #2		2006			#DIV/0!
						2007			#DIV/0!
	Source of Funds #3		2008				#DIV/0!		
			2009				#DIV/0!		
	MULTI-YEAR GOAL						0	#DIV/0!	
	CDBG			2005				#DIV/0!	
				2006				#DIV/0!	
				2007				#DIV/0!	
		2008				#DIV/0!			
		2009				#DIV/0!			
	MULTI-YEAR GOAL					0	#DIV/0!		

New Specific Objective

Summary of Specific Annual Objectives

Specific Obj. #	Outcome/Objective Specific Annual Objectives	Sources of Funds	Performance Indicators	Year	Expected Number	Actual Number	Percent Completed	
SL-2 Affordability of Suitable Living Environment								
SL-2 (1)	Specific Objective - NO OBJECTIVES IDENTIFIED	Source of Funds #1	Performance Indicator #1	2005			#DIV/0!	
				2006			#DIV/0!	
				2007			#DIV/0!	
		Source of Funds #2		2008			#DIV/0!	
				2009			#DIV/0!	
				MULTI-YEAR GOAL			0	#DIV/0!
		Source of Funds #1		Performance Indicator #2	2005			#DIV/0!
					2006			#DIV/0!
					2007			#DIV/0!
	Source of Funds #2	2008				#DIV/0!		
		2009				#DIV/0!		
		MULTI-YEAR GOAL				0	#DIV/0!	
	Specific Annual Objective - NO ANNUAL OBJECTIVES IDENTIFIED	Source of Funds #1	Performance Indicator #3		2005			#DIV/0!
					2006			#DIV/0!
					2007			#DIV/0!
		Source of Funds #2		2008			#DIV/0!	
				2009			#DIV/0!	
				MULTI-YEAR GOAL			0	#DIV/0!
Source of Funds #3		2005				#DIV/0!		
		2006				#DIV/0!		
		2007				#DIV/0!		
Source of Funds #3	2008			#DIV/0!				
	2009			#DIV/0!				
	MULTI-YEAR GOAL			0	#DIV/0!			



Summary of Specific Annual Objectives

Specific Obj. #	Outcome/Objective Specific Annual Objectives	Sources of Funds	Performance Indicators	Year	Expected Number	Actual Number	Percent Completed		
SL-3 Sustainability of Suitable Living Environment									
SL-3 (1)	To sustain the suitability of the living environment for lower income person through funding public facilities improvements (SP Public Facilities Objective pg. 100)	CDBG	Benefit Low income peoplet through the renovation of 2,000 square feet of space for two classrooms and two restrooms in Aliquippa CD060100	2005			#DIV/0!		
				2006	11586		0%		
		Source of Funds #2		2007			#DIV/0!		
				2008			#DIV/0!		
		Source of Funds #3		2009			#DIV/0!		
		MULTI-YEAR GOAL				11586	0	0%	
		CDBG		Rehabilitate Gallery in New Brighton CD023700 (IDIS #1127)	2005		1		0%
					2006			#DIV/0!	
		Source of Funds #2			2007			#DIV/0!	
		2008				#DIV/0!			
	Source of Funds #3	2009				#DIV/0!			
	MULTI-YEAR GOAL					0	#DIV/0!		
	Improve the quality and increase the quantity of neighborhood facilities for lower income persons (SP Long-Term Goal pg. 100) (Matrix Code 03E)	CDBG	Rehabilitate Libraries in Beaver Falls (CD040502 - IDIS 1255, CD070503), Ambridge (CD040202 IDIS1275, CD070201), Midland (CD043500-IDIS1256) and New Brighton (073702)	2005		3		0%	
				2006			#DIV/0!		
		Source of Funds #2		2007		3	1	33%	
		2008					#DIV/0!		
Source of Funds #3		2009					#DIV/0!		
MULTI-YEAR GOAL						1	#DIV/0!		

New Specific Objective

Summary of Specific Annual Objectives

Specific Obj. #	Outcome/Objective Specific Annual Objectives	Sources of Funds	Performance Indicators	Year	Expected Number	Actual Number	Percent Completed		
SL-3 Sustainability of Suitable Living Environment									
SL-3 (1a)	To sustain the suitability of the living environment for lower income person through funding public facilities improvements (SP Public Facilities Objective pg. 100)	CDBG	Rehabilitate Libraries in Ambridge CD050203- IDIS1381, Midland CD-053500- IDIS1335	2005	2		0%		
				2006			#DIV/0!		
		Source of Funds #2		2007		1	#DIV/0!		
				2008			#DIV/0!		
		Source of Funds #3		2009			#DIV/0!		
		MULTI-YEAR GOAL				2	1	50%	
		CDBG		Improvements to two public facilities in Aliquippa CD- 070100, CD070103	2005			#DIV/0!	
		2006				#DIV/0!			
	Source of Funds #2	2007	2			0%			
		2008				#DIV/0!			
	Source of Funds #3	2009				#DIV/0!			
	MULTI-YEAR GOAL						0	#DIV/0!	
	Improve the quality and increase the quantity of neighborhood facilities for lower income persons (SP Long-Term Goal pg. 100) (Matrix Code 03E)	Source of Funds #1	Rehabilitate Libray in Aliquippa CD080101		2005			#DIV/0!	
				2006			#DIV/0!		
Source of Funds #2		2007				#DIV/0!			
		2008		1		0%			
Source of Funds #3		2009				#DIV/0!			
MULTI-YEAR GOAL						0	#DIV/0!		



Summary of Specific Annual Objectives

Specific Obj. #	Outcome/Objective Specific Annual Objectives	Sources of Funds	Performance Indicators	Year	Expected Number	Actual Number	Percent Completed	
SL-3 Sustainability of Suitable Living Environment								
SL-3 (1b)	To sustain the suitability of the living environment for lower income person through funding public facilities improvements (SP Public Facilities Objective pg. 100)	CDBG	Rehab or construction of community centers CD085505, CD095505	2005			#DIV/0!	
				2006			#DIV/0!	
		Source of Funds #2		2007			#DIV/0!	
				2008	3		0%	
		Source of Funds #3		2009	3		0%	
		MULTI-YEAR GOAL				6	0	0%
	Improve the quality and increase the quantity of neighborhood facilities for lower income persons (SP Long-Term Goal pg. 100) (Matrix Code 03E)	Source of Funds #2		2005			#DIV/0!	
				2006			#DIV/0!	
		Source of Funds #2		2007			#DIV/0!	
				2008			#DIV/0!	
		Source of Funds #3		2009			#DIV/0!	
		MULTI-YEAR GOAL					0	#DIV/0!
		Source of Funds #1		2005			#DIV/0!	
				2006			#DIV/0!	
Source of Funds #2		2007			#DIV/0!			
		2008			#DIV/0!			
Source of Funds #3		2009			#DIV/0!			
MULTI-YEAR GOAL					0	#DIV/0!		



Summary of Specific Annual Objectives

Specific Obj. #	Outcome/Objective Specific Annual Objectives	Sources of Funds	Performance Indicators	Year	Expected Number	Actual Number	Percent Completed		
SL-3 Sustainability of Suitable Living Environment									
SL-3 (2)	To sustain the suitability of the living environment for lower income person through funding public facilities improvements (SP Public Facilities Objective pg. 100)	CDBG	Combined with SL-1(2) fund 10 projects over 5 years to improve the quality and increase the quantity of Park and Recreation facilities for lower income persons (SP Long-Term Goal pg. 100)	2005		0	#DIV/0!		
		Source of Funds #2		2006	1	3	300%		
		Source of Funds #3		2007			#DIV/0!		
				2008	1	1	100%		
				2009			#DIV/0!		
		MULTI-YEAR GOAL				2	4	200%	
		CDBG		Improvements to playgrounds in Rochester Borough CD054700-IDIS1361, CD044700-IDIS1277)	2005	5		0%	
		Source of Funds #2			2006	0	5	#DIV/0!	
		Source of Funds #3			2007			#DIV/0!	
		2008				#DIV/0!			
		2009				#DIV/0!			
	MULTI-YEAR GOAL				5	5	100%		
	Improve the quality and increase the quantity of Park and Recreation facilities for lower income persons (SP Long-Term Goal pg. 100) (Matix Code 03F)	CDBG	Combined with SL-1(2) invest \$630,000 over 5 years to improve the quality and increase the quantity of Park and Recreation facilities for lower income persons (SP Long-Term Goal pg. 100)	2005	22,000		0%		
		Source of Funds #2		2006	15,000	50,966	340%		
		Source of Funds #3		2007		23588	#DIV/0!		
				2008	19000	45531	240%		
				2009			#DIV/0!		
		MULTI-YEAR GOAL				56,000	120085	214%	



Summary of Specific Annual Objectives

Specific Obj. #	Outcome/Objective Specific Annual Objectives	Sources of Funds	Performance Indicators	Year	Expected Number	Actual Number	Percent Completed	
SL-3 Sustainability of Sutable Living Environment								
SL-3 (2a)	To sustain the suitability of the living environment for lower income person through funding public facilities improvements (SP Public Facilities Objective pg. 100)	CDBG	Improvements to Franklin Springs Park CD042000-IDIS1270	2005	1		0%	
				2006			#DIV/0!	
		Source of Funds #2		2007		1	#DIV/0!	
				2008			#DIV/0!	
		Source of Funds #3		2009			#DIV/0!	
		MULTI-YEAR GOAL				1	1	100%
			CDBG	Replace bleachers at gymnasium in Alqiuppa CD050101-IDIS-1330	2005	1		0%
					2006		1	#DIV/0!
		Source of Funds #2	2007				#DIV/0!	
					2008		#DIV/0!	
	Source of Funds #3	2009				#DIV/0!		
	MULTI-YEAR GOAL				1	1	100%	
	Improve the quality and increase the quantity of Park and Recreation facilities for lower income persons (SP Long-Term Goal pg. 100) (Matix Code 03F)	Source of Funds #1	Improve accessibility to the Conservation District Building for persons with Disabilities CD075511	2005			#DIV/0!	
				2006	1	0%		
Source of Funds #2		2007			#DIV/0!			
		2008			#DIV/0!			
Source of Funds #3		2009			#DIV/0!			
MULTI-YEAR GOAL				25,000	0	0%		



Summary of Specific Annual Objectives

Specific Obj. #	Outcome/Objective Specific Annual Objectives	Sources of Funds	Performance Indicators	Year	Expected Number	Actual Number	Percent Completed
SL-3 Sustainability of Suitable Living Environment							
SL-3 (2b)	To sustain the suitability of the living environment for lower income person through funding public facilities improvements (SP Public Facilities Objective pg. 100)	CDBG	Interior renovations to youth recreation center in Aliquippa CD060105	2005			#DIV/0!
				2006	1		0%
		Source of Funds #2		2007			#DIV/0!
				2008		1	#DIV/0!
		Source of Funds #3		2009			#DIV/0!
		MULTI-YEAR GOAL				1	1
	Improve the quality and increase the quantity of Park and Recreation facilities for lower income persons (SP Long-Term Goal pg. 100) (Matix Code 03F)	CDBG	Memorial Park Infield Reconstruction in New Brighton, CD083700	2005			#DIV/0!
				2006			#DIV/0!
		Source of Funds #2		2007			#DIV/0!
				2008	1		0%
		Source of Funds #3		2009			#DIV/0!
		MULTI-YEAR GOAL				1	0
		Source of Funds #1		2005			#DIV/0!
				2006			#DIV/0!
	Source of Funds #2		2007			#DIV/0!	
			2008			#DIV/0!	
	Source of Funds #3		2009			#DIV/0!	
MULTI-YEAR GOAL				25,000	0	0%	

New Specific Objective

Summary of Specific Annual Objectives

Specific Obj. #	Outcome/Objective Specific Annual Objectives	Sources of Funds	Performance Indicators	Year	Expected Number	Actual Number	Percent Completed		
SL-3 Sustainability of Sutable Living Environment									
SL-3 (3)	To sustain the suitability of the living environment for lower income persons through funding public infrastructure improvements (SP Infrastructure Objective pg. 101)	CDBG	Benefit low income persons through separation of sewers on Harmony Avenue in Rochester Township (CD064800)	2005			#DIV/0!		
				2006	21		0%		
		Source of Funds #2		2007			#DIV/0!		
				2008			#DIV/0!		
		Source of Funds #3		2009			#DIV/0!		
		MULTI-YEAR GOAL				21	0	0%	
		CDBG		Benefit low income persons through mprovements to storm water drainage facilities in Eastvale (CD061600)	2005			#DIV/0!	
					2006	292		0%	
		Source of Funds #2			2007			#DIV/0!	
					2008			#DIV/0!	
	Source of Funds #3	2009				#DIV/0!			
	MULTI-YEAR GOAL					292	0	0%	
	Improve the quality and increase the quantity of Water and Sanitary Sewer facilities for lower income persons (SP Long-Term Goal pg. 101) (Matix Code 03J)	CDBG	Combined with SL-1(5) & DH-1(13) invest \$810,000 over 5 years for Sanitary Sewer and Water Improvement projects	2005		9,572	#DIV/0!		
				2006	220,000		0%		
Source of Funds #2		2007		50000	53116	106%			
		2008		100000	163897	164%			
Source of Funds #3		2009				#DIV/0!			
MULTI-YEAR GOAL					370000	226585	61%		



Summary of Specific Annual Objectives

Specific Obj. #	Outcome/Objective Specific Annual Objectives	Sources of Funds	Performance Indicators	Year	Expected Number	Actual Number	Percent Completed
SL-3 Sustainability of Suitable Living Environment							
SL-3 (3a)	To sustain the suitability of the living environment for lower income person through funding public infrastructure improvements (SP Infrastructure Objective pg. 101)	CDBG	Combined with SL-1(5a) & DH-1(13) fund 25 water and/or sanitary sewer system improvements over 5 years	2005		3	#DIV/0!
				2006	3	3	100%
		Source of Funds #2		2007	1	2	200%
				2008	2	2	100%
		Source of Funds #3		2009			#DIV/0!
		MULTI-YEAR GOAL				6	10
	Improve the quality and increase the quantity of Water and Sanitary Sewer facilities for lower income persons (SP Long-Term Goal pg. 101) (Matix Code 03J)	CDBG	Fund sanitary sewer system improvements in 10 Communities over 5 years (Aliquippa, Ambridge, Easvale, Midland, Rochester Twp. Vanport, West Mayfield)	2005		2	#DIV/0!
				2006	4	3	75%
		Source of Funds #2		2007	1	2	200%
				2008		2	#DIV/0!
		Source of Funds #3		2009			#DIV/0!
		MULTI-YEAR GOAL				5	9
		CDBG	Benefit low income persons through televising and relining sanitary sewer line in Ambridge (CD060201)	2005			#DIV/0!
				2006	7,682		0%
		Source of Funds #2		2007			#DIV/0!
		2008			7,682	#DIV/0!	
Source of Funds #3		2009				#DIV/0!	
MULTI-YEAR GOAL					7682	7682	100%



Summary of Specific Annual Objectives

Specific Obj. #	Outcome/Objective Specific Annual Objectives	Sources of Funds	Performance Indicators	Year	Expected Number	Actual Number	Percent Completed		
SL-3 Sustainability of Suitable Living Environment									
SL-3 (3b)	To sustain the suitability of the living environment for lower income person through funding public infrastructure improvements (SP Infrastructure Objective pg. 101)	CDBG	Benefit low income persons through replacement of water plant filter in Midland CD053503-IDIS1357 and sewer plant renovations CD073502	2005	3116		0%		
				2006		3116	#DIV/0!		
		Source of Funds #2		2007	3116		0%		
				2008		3766	#DIV/0!		
		Source of Funds #3		2009			#DIV/0!		
		MULTI-YEAR GOAL				6232	6882	110%	
		CDBG		Benefit low income persons through replacement of sewer on K Street in Vanport CD045201-IDIS1303	2005	741		0%	
					2006		#DIV/0!		
		Source of Funds #2			2007		#DIV/0!		
		2008			#DIV/0!				
	Source of Funds #3	2009			#DIV/0!				
	MULTI-YEAR GOAL				741	0	0%		
	Improve the quality and increase the quantity of Water and Sanitary Sewer facilities for lower income persons (SP Long-Term Goal pg. 101) (Matix Code 03J)	CDBG	Benefit low income persons through replacement of sewer on Brook Street in West Mayfield CD025301-IDIS1323	2005	22	22	100%		
				2006		#DIV/0!			
		Source of Funds #2		2007		#DIV/0!			
		2008			#DIV/0!				
Source of Funds #3		2009			#DIV/0!				
MULTI-YEAR GOAL					22	22	100%		

New Specific Objective

Summary of Specific Annual Objectives

Specific Obj. #	Outcome/Objective Specific Annual Objectives	Sources of Funds	Performance Indicators	Year	Expected Number	Actual Number	Percent Completed		
SL-3 Sustainability of Suitable Living Environment									
SL-3 (3c)	To sustain the suitability of the living environment for lower income person through funding public infrastructure improvements (SP Infrastructure Objective pg. 101)	CDBG	Benefit low income persons through intallation of sewers on Walnut St. in Rochester Twp CD054800 IDIS 1363	2005	45		0%		
		Source of Funds #2		2006		45	#DIV/0!		
		Source of Funds #3		2007			#DIV/0!		
				2008			#DIV/0!		
				2009			#DIV/0!		
		MULTI-YEAR GOAL				45	45	100%	
		Improve the quality and increase the quantity of Water and Sanitary Sewer facilities for lower income persons (SP Long-Term Goal pg. 101) (Matix Code 03J)		CDBG	Benefit low income persons through rebuilding of inlets on Franklin Avenue in Aliquippa CD060108 IDIS #1543 (canceled)	2005			#DIV/0!
	Source of Funds #2		2006	5808			0%		
	Source of Funds #3		2007			0	#DIV/0!		
			2008				#DIV/0!		
			2009				#DIV/0!		
	MULTI-YEAR GOAL					5808	0	0%	
			CDBG	Benefit low income persons through replacement of waterline on 6th St in Ambridge CD080201		2005			#DIV/0!
		Source of Funds #2	2006				#DIV/0!		
Source of Funds #3		2007				#DIV/0!			
		2008	1989			0%			
		2009				#DIV/0!			
MULTI-YEAR GOAL					1989	0	0%		

New Specific Objective

Summary of Specific Annual Objectives

Specific Obj. #	Outcome/Objective Specific Annual Objectives	Sources of Funds	Performance Indicators	Year	Expected Number	Actual Number	Percent Completed
SL-3 Sustainability of Suitable Living Environment							
SL-3 (3d)	To sustain the suitability of the living environment for lower income person through funding public infrastructure improvements (SP Infrastructure Objective pg. 101)	CDBG	Benefit low income persons through replacement of waterline on Roosevelt St. in Conway CD081100	2005			#DIV/0!
				2006			#DIV/0!
		Source of Funds #2		2007			#DIV/0!
				2008	16		0%
		Source of Funds #3		2009			#DIV/0!
		MULTI-YEAR GOAL				16	0
	Improve the quality and increase the quantity of Water and Sanitary Sewer facilities for lower income persons (SP Long-Term Goal pg. 101) (Matix Code 03J)	CDBG		2005			#DIV/0!
				2006			#DIV/0!
		Source of Funds #2		2007			#DIV/0!
				2008			#DIV/0!
		Source of Funds #3		2009			#DIV/0!
		MULTI-YEAR GOAL				0	0
		CDBG		2005			#DIV/0!
				2006			#DIV/0!
Source of Funds #2		2007				#DIV/0!	
		2008				#DIV/0!	
Source of Funds #3		2009				#DIV/0!	
MULTI-YEAR GOAL					0	0	#DIV/0!

New Specific Objectives

Summary of Specific Annual Objectives

Specific Obj. #	Outcome/Objective Specific Annual Objectives	Sources of Funds	Performance Indicators	Year	Expected Number	Actual Number	Percent Completed	
SL-3 Sustainability of Suitable Living Environment								
SL-3 (4)	To sustain the suitability of the living environment for lower income person through funding public infrastructure improvements (SP Infrastructure Objective pg. 101)	CDBG	Approve \$1,125,000 over 5 years for Street Improvements	2005		368,362	#DIV/0!	
		Source of Funds #2		2006	601,300	253,734	42%	
				2007	347000	177,594	51%	
		Source of Funds #3		2008	481000	180142	37%	
				2009	325000		0%	
		MULTI-YEAR GOAL				1754300	979832	56%
		Improve the quality and increase the quantity of Street Improvements for lower income persons (SP Long-Term Goal pg. 101) (Matix Code 03K)	CDBG	Fund 25 Street Improvement projects, CD070101, CD070200, CD070500, CD070501, CD070502, CD072000, CD073300, CD073500, CD074800, FY 2008 See SL-3(4d), FY 2009 See SL-3(4d)	2005		26	#DIV/0!
			Source of Funds #2		2006	14	3	21%
					2007	9	4	44%
			Source of Funds #3		2008	8	3	38%
	2009				6		0%	
	MULTI-YEAR GOAL				37	36	97%	
		CDBG	Benefit low income persons through hillside stabilization and embankment restoration in Freedom (CD062200) and Pulaski (CD064500)	2005			#DIV/0!	
		Source of Funds #2		2006	832	6	1%	
2007						#DIV/0!		
Source of Funds #3		2008			841	#DIV/0!		
		2009				#DIV/0!		
MULTI-YEAR GOAL				832	847	102%		



Summary of Specific Annual Objectives

Specific Obj. #	Outcome/Objective Specific Annual Objectives	Sources of Funds	Performance Indicators	Year	Expected Number	Actual Number	Percent Completed		
SL-3 Sustainability of Suitable Living Environment									
SL-3 (4a)	To sustain the suitability of the living environment for lower income person through funding public infrastructure improvements (SP Infrastructure Objective pg. 101)	CDBG	Benefit low income persons through road paving in Aliquippa (CD060103, CD060101), Ambridge (CD060200), Baden (CD060300), Beaver Falls (CD060500, CD060501, CD060502), Darlington (CD061200), East Rochester (CD061500), Rochester (CD064700) and Vanport (065200)	2005			#DIV/0!		
				2006	25,372		0%		
		Source of Funds #2		2007		623	#DIV/0!		
				2008		24926	#DIV/0!		
		Source of Funds #3		2009			#DIV/0!		
		MULTI-YEAR GOAL				25372	25549	101%	
		CDBG		Benefit low income persons through road paving in Glasgow (CD032400 - IDIS 1204), Rochester (CD034700 -IDIS 1219), Beaver Falls (CD040500 - IDIS 1261 & CD040501- IDIS1262), Rochester (CD044701- IDIS1287), Darlington (CD041200 - IDIS 1298), Vanport (CD045200 - IDIS 1301)	2005	10954		0%	
		2006			9644	#DIV/0!			
	Source of Funds #2	2007			3842	#DIV/0!			
		2008			3842	#DIV/0!			
	Source of Funds #3	2009				#DIV/0!			
	MULTI-YEAR GOAL					10954	17328	158%	
	CDBG	Benefit low income persons through road paving in Aliquippa (CD050103 - IDIS 1337), Darlington (CD051200 - IDIS 1343), Eastvale (CD051600 - IDIS 1346), Conway (CD051100-IDIS1387), Ambridge (CD050201 IDIS1332), Beaver Falls (CD050500-IDIS1338)	2005		7667		0%		
			2006		2871	#DIV/0!			
Source of Funds #2	2007				#DIV/0!				
	2008			292	#DIV/0!				
Source of Funds #3	2009				#DIV/0!				
MULTI-YEAR GOAL				7667	3163	41%			
Improve the quality and increase the quantity of Street Improvements for lower income persons (SP Long-Term Goal pg. 101) (Matix Code 03K)									

New Specific Objective

Summary of Specific Annual Objectives

Specific Obj. #	Outcome/Objective Specific Annual Objectives	Sources of Funds	Performance Indicators	Year	Expected Number	Actual Number	Percent Completed		
SL-3 Sustainability of Sutable Living Environment									
SL-3 (4b)	To sustain the suitability of the living environment for lower income person through funding public infrastructure improvements (SP Infrastructure Objective pg. 101)	CDBG	Benefit low income persons through Replacement of collapsed stone wall in New Brighton (CD053700-IDIS1359, CD053701-IDIS1358, CD053702-IDIS1360)	2005	1855		0%		
				2006			#DIV/0!		
		Source of Funds #2		2007		1662	#DIV/0!		
				2008			#DIV/0!		
		Source of Funds #3		2009			#DIV/0!		
		MULTI-YEAR GOAL				1855	1662	90%	
		CDBG		Benefit low income persons through street improvements in Aliquippa CD040102-IDIS1260 and Koppel CD043300-IDIS1299,	2005	3516		0%	
					2006		3516	#DIV/0!	
	Source of Funds #2	2007				#DIV/0!			
		2008				#DIV/0!			
	Source of Funds #3	2009				#DIV/0!			
	MULTI-YEAR GOAL					3516	3516	100%	
	Improve the quality and increase the quantity of Street Improvements for lower income persons (SP Long-Term Goal pg. 101) (Matix Code 03K)	CDBG	Benefit low income persons through street Improvements in Harmony CD052700-IDIS1388		2005	23		0%	
					2006			#DIV/0!	
Source of Funds #2		2007			23	#DIV/0!			
		2008				#DIV/0!			
Source of Funds #3		2009				#DIV/0!			
MULTI-YEAR GOAL					23	23	100%		

New Specific Objective

Summary of Specific Annual Objectives

Specific Obj. #	Outcome/Objective Specific Annual Objectives	Sources of Funds	Performance Indicators	Year	Expected Number	Actual Number	Percent Completed		
SL-3 Sustainability of Sutable Living Environment									
SL-3 (4c)	To sustain the suitability of the living environment for lower income person through funding public infrastructure improvements (SP Infrastructure Objective pg. 101)	CDBG	Street Improvements in Aliquippa CD0070101, Ambridge CD-070200, Beaver Falls CD070500 CD070501 CD070502, Midland CD073500, Rochester Twp CD074800	2005			#DIV/0!		
				2006	13,347		0%		
		Source of Funds #2		2007			#DIV/0!		
				2008		1471	#REF!		
		Source of Funds #3		2009			#DIV/0!		
		MULTI-YEAR GOAL				13347	1471	11%	
		Source of Funds #1		Benefit LM Income People through Street Improvements in Rochester CD034700 IDIS 1219	2005	3842		0%	
					2006		3842	#DIV/0!	
		Source of Funds #2			2007			#DIV/0!	
					2008			#DIV/0!	
	Source of Funds #3	2009				#DIV/0!			
	MULTI-YEAR GOAL				3842	3842	100%		
	Improve the quality and increase the quantity of Street Improvements for lower income persons (SP Long-Term Goal pg. 101) (Matix Code 03K)	Source of Funds #1	Benefit LM Income People through replacement of Bridge on Frisckorn Rd in Daugherty	2005			#DIV/0!		
				2006			#DIV/0!		
Source of Funds #2		2007				#DIV/0!			
		2008				#DIV/0!			
Source of Funds #3		2009				#DIV/0!			
MULTI-YEAR GOAL					0	0	#DIV/0!		



Summary of Specific Annual Objectives

Specific Obj. #	Outcome/Objective Specific Annual Objectives	Sources of Funds	Performance Indicators	Year	Expected Number	Actual Number	Percent Completed		
SL-3 Sustainability of Suitable Living Environment									
SL-3 (4d)	To sustain the suitability of the living environment for lower income person through funding public infrastructure improvements (SP Infrastructure Objective pg. 101)	CDBG	Street Improvements in Ambridge CD080200, Beaver Falls CD080500, Darlington CD081200, Eastvale CD086100, Freedom CD082200, Koppel CD083300, Midland CD083500, Rochester Boro CD084700	2005			#DIV/0!		
				2006			#DIV/0!		
		Source of Funds #2		2007			#DIV/0!		
				2008	19210	1449	8%		
		Source of Funds #3		2009			#DIV/0!		
		MULTI-YEAR GOAL				19210	1449	8%	
		Source of Funds #1		Street Improvements in Ambridge CD090200, Baden CD090300, Beaver Falls CD090500, East Rochester CD091500, Freedom CD092200, Midland CD093500	2005			#DIV/0!	
					2006			#DIV/0!	
		Source of Funds #2			2007			#DIV/0!	
		2008				#DIV/0!			
	Source of Funds #3	2009	6918			0%			
	MULTI-YEAR GOAL				6918	0	0%		
	Improve the quality and increase the quantity of Street Improvements for lower income persons (SP Long-Term Goal pg. 101) (Matix Code 03K)	Source of Funds #1		2005			#DIV/0!		
				2006			#DIV/0!		
		Source of Funds #2		2007			#DIV/0!		
				2008			#DIV/0!		
		Source of Funds #3		2009			#DIV/0!		
		MULTI-YEAR GOAL				0	0	#DIV/0!	

New Specific Objectives

Summary of Specific Annual Objectives

Specific Obj. #	Outcome/Objective Specific Annual Objectives	Sources of Funds	Performance Indicators	Year	Expected Number	Actual Number	Percent Completed		
SL-3 Sustainability of Suitable Living Environment									
SL-3 (5)	To sustain the suitability of the living environment for lower income persons through funding public infrastructure improvements (SP Infrastructure Objective pg. 101)	CDBG	Invest \$810,000 over 5 years for Sidewalk Improvement projects (CD073700, CD073701, CD075517, CD085517, CD083701, CD095517, CD93700)	2005		155,590	#DIV/0!		
				2006	250,000	46,229	18%		
		Source of Funds #2		2007	250000	40,405	16%		
				2008	255000	27180	11%		
		Source of Funds #3		2009	255000		0%		
		MULTI-YEAR GOAL				1010000	269404	27%	
		CDBG		Fund sidewalk improvements in 10 Communities over 5 years (New Brighton, Freedom, Bridgewater, Homewood, Monaca, Midland, Rochester Boro)	2005		5	#DIV/0!	
					2006	2	4	200%	
		Source of Funds #2			2007	3	1	33%	
					2008	2	1	50%	
	Source of Funds #3	2009	2			0%			
	MULTI-YEAR GOAL				9	11	122%		
	Improve the quality and increase the quantity of Sidewalks for lower income persons (SP Long-Term Goal pg. 101) (Matix Code 03L)	CDBG	Fund 20 sidewalk improvement projects over 5 years (CD073700, CD073701, CD075517, CD085517, CD083701, CD095517, CD93700)	2005			#DIV/0!		
				2006	2	0	0%		
		Source of Funds #2		2007	5	1	20%		
		2008		2	1	50%			
Source of Funds #3		2009		2		0%			
MULTI-YEAR GOAL					11	2	18%		

New Specific Objectives

Summary of Specific Annual Objectives

Specific Obj. #	Outcome/Objective Specific Annual Objectives	Sources of Funds	Performance Indicators	Year	Expected Number	Actual Number	Percent Completed	
SL-3 Sustainability of Suitable Living Environment								
SL-3 (5a)	To sustain the suitability of the living environment for lower income persons through funding public infrastructure improvements (SP Infrastructure Objective pg. 101)	CDBG	Benefit low income persons through sidewalk improvements to Townsend Park in New Brighton (CD063700, CD073700)	2005			#DIV/0!	
				2006	6,480		0%	
		Source of Funds #2		2007	6480		0%	
				2008			#DIV/0!	
		Source of Funds #3		2009			#DIV/0!	
		MULTI-YEAR GOAL				12960	0	0%
			CDBG	Benefit low income persons through streetscape improvements (CD065517, CD075517, CD085517, CD095517, CD93700)	2005			#DIV/0!
			2006		749		0%	
		Source of Funds #2	2007		13438	749	#REF!	
			2008		3842		0%	
	Source of Funds #3	2009	61226			0%		
	MULTI-YEAR GOAL				79255	749	1%	
	Improve the quality and increase the quantity of Sidewalks for lower income persons (SP Long-Term Goal pg. 101) (Matix Code 03L)	CDBG	Benefit low income persons through streetscape improvements in Ambridge (CD020201-IDIS1087)	2005	7769		0%	
				2006			#DIV/0!	
		Source of Funds #2		2007			#DIV/0!	
		2008				#DIV/0!		
Source of Funds #3		2009				#DIV/0!		
MULTI-YEAR GOAL				7769	0	0%		

New Specific Objective

Summary of Specific Annual Objectives

Specific Obj. #	Outcome/Objective Specific Annual Objectives	Sources of Funds	Performance Indicators	Year	Expected Number	Actual Number	Percent Completed	
SL-3 Sustainability of Suitable Living Environment								
SL-3 (5b)	To sustain the suitability of the living environment for lower income persons through funding public infrastructure improvements (SP Infrastructure Objective pg. 101)	CDBG	Benefit low income persons through streetscape improvements in Ambridge, Midland and New Brighton CD035517-IDIS1227	2005	27,513		0%	
				2006			#DIV/0!	
		Source of Funds #2		2007			#DIV/0!	
				2008		28837	#DIV/0!	
		Source of Funds #3		2009			#DIV/0!	
		MULTI-YEAR GOAL				27513	28837	105%
			CDBG	Benefit low income persons through installation of lights on main street in Freedom CD032201,	2005	42		0%
					2006			#DIV/0!
		Source of Funds #2	2007				#DIV/0!	
			2008			42	#DIV/0!	
	Source of Funds #3	2009				#DIV/0!		
	MULTI-YEAR GOAL				42	42	100%	
	Improve the quality and increase the quantity of Sidewalks for lower income persons (SP Long-Term Goal pg. 101) (Matix Code 03L)	CDBG	Benefit low income persons through replacement of curbs at Lincoln Park in Midland CD043501-IDIS1278 and on Ohio Ave. CD053502-IDIS1356	2005	4546		0%	
				2006			#DIV/0!	
Source of Funds #2		2007				#DIV/0!		
		2008			1409	#DIV/0!		
Source of Funds #3		2009				#DIV/0!		
MULTI-YEAR GOAL				4546	1409	31%		

New Specific Objective

Summary of Specific Annual Objectives

Specific Obj. #	Outcome/Objective Specific Annual Objectives	Sources of Funds	Performance Indicators	Year	Expected Number	Actual Number	Percent Completed		
SL-3 Sustainability of Suitable Living Environment									
SL-3 (5c)	To sustain the suitability of the living environment for lower income persons through funding public infrastructure improvements (SP Infrastructure Objective pg. 101)	CDBG	Benefit low income persons through Third Avenue streetscape in Freedom CD042201-IDIS1302	2005	1,858		0%		
				2006			#DIV/0!		
		Source of Funds #2		2007			#DIV/0!		
				2008			#DIV/0!		
		Source of Funds #3		2009			#DIV/0!		
		MULTI-YEAR GOAL				1858	0	0%	
				CDBG	Benefit low income persons through countywide streetscape improvements CD055517-IDIS1227,	2005	1763		0%
			2006				#DIV/0!		
	Source of Funds #2	2007				0%			
			2008			1763	#DIV/0!		
	Source of Funds #3	2009				#DIV/0!			
	MULTI-YEAR GOAL					1763	1763	100%	
	Improve the quality and increase the quantity of Sidewalks for lower income persons (SP Long-Term Goal pg. 101) (Matix Code 03L)	CDBG	Benefit low income persons through streetscape improvements countywide CD035517-IDIS1366	2005		1763		0%	
					2006			#DIV/0!	
Source of Funds #2				2007			#DIV/0!		
				2008			#DIV/0!		
Source of Funds #3				2009			#DIV/0!		
MULTI-YEAR GOAL					1763	0	0%		

New Specific Objective

Summary of Specific Annual Objectives

Specific Obj. #	Outcome/Objective Specific Annual Objectives	Sources of Funds	Performance Indicators	Year	Expected Number	Actual Number	Percent Completed		
SL-3 Sustainability of Suitable Living Environment									
SL-3 (5d)	To sustain the suitability of the living environment for lower income persons through funding public infrastructure improvements (SP Infrastructure Objective pg. 101)	CDBG	Benefit low income persons through sidewalk improvements to 5th Ave in New Brighton CD073701, CD083701	2005			#DIV/0!		
				2006			#DIV/0!		
		Source of Funds #2		2007	1705		0%		
				2008	1705		0%		
		Source of Funds #3		2009			#DIV/0!		
		MULTI-YEAR GOAL				3410	0	0%	
		CDBG		Assist low income people through repayment of principal and interest for Section 108 Loan used for streetscapes in Ambridge, Midland and New Brighton (CD065513, CD075515, CD085513, CD095513)	2005			#DIV/0!	
					2006	17287	17287	100%	
		Source of Funds #2			2007	17287	17287	100%	
					2008	17287	17287	100%	
	Source of Funds #3	2009	17287			0%			
	MULTI-YEAR GOAL				69148	51861	75%		
	Improve the quality and increase the quantity of Sidewalks for lower income persons (SP Long-Term Goal pg. 101) (Matix Code 03L and 19F)	Source of Funds #1		2005			#DIV/0!		
				2006			#DIV/0!		
Source of Funds #2		2007				#DIV/0!			
		2008				#DIV/0!			
Source of Funds #3		2009				#DIV/0!			
MULTI-YEAR GOAL					0	0	#DIV/0!		



Summary of Specific Annual Objectives

Specific Obj. #	Outcome/Objective Specific Annual Objectives	Sources of Funds	Performance Indicators	Year	Expected Number	Actual Number	Percent Completed	
SL-3 Sustainability of Sutable Living Environment								
SL-3 (6)	To sustain the suitability of the living environment for lower income persons through funding public infrastructure improvements (SP Infrastructure Objective pg. 101)	CDBG	Invest \$225,000 over 5 years for Storm Sewer projects (CD073300, CD073501, CD074800, CD084500, CD085300, CD040203, CD093501)	2005		67,446	#DIV/0!	
		Source of Funds #2		2006	50,000	95,000	190%	
				2007	111000	121923	110%	
				2008	100000		0%	
				2009	25000		0%	
		MULTI-YEAR GOAL				286000	284369	99%
		CDBG	Fund 10 storm sewer improvements over 5 years (CD073300, CD073501, CD074800, CD084500, CD085300, CD040203, CD093501)	2005		7	#DIV/0!	
				2006	2	2	100%	
				2007	3	1	33%	
				2008	2	2	100%	
	2009			1		0%		
	MULTI-YEAR GOAL				8	12	150%	
	Source of Funds #3	Improve the quality and increase the quantity of Storm Sewer facilities for lower income persons (SP Long-Term Goal pg. 101) (Matix Code 03J or 03K)	CDBG	Benefit low income persons through improvements to storm sewer culvert crossing Waugaman Street in Alquippa (CD060102)	2005			#DIV/0!
			Source of Funds #2		2006	1,257		0%
					2007			#DIV/0!
2008							#DIV/0!	
2009							#DIV/0!	
MULTI-YEAR GOAL				1257	0	0%		



Summary of Specific Annual Objectives

Specific Obj. #	Outcome/Objective Specific Annual Objectives	Sources of Funds	Performance Indicators	Year	Expected Number	Actual Number	Percent Completed		
SL-3 Sustainability of Suitable Living Environment									
SL-3 (6a)	To sustain the suitability of the living environment for lower income person through funding public infrastructure improvements (SP Infrastructure Objective pg. 101)	CDBG	Benefit low income persons through storm sewer improvements in Midland (CD023502-IDIS1130, CD033500-IDIS1211, CD053501-IDIS1355, CD073501)	2005	7841		0%		
				2006	0		#DIV/0!		
		Source of Funds #2		2007	2329	2196	94%		
				2008			#DIV/0!		
		Source of Funds #3		2009			#DIV/0!		
		MULTI-YEAR GOAL				10170	2196	22%	
		CDBG			2005			#DIV/0!	
					2006			#DIV/0!	
		Source of Funds #2			2007			#DIV/0!	
					2008			#DIV/0!	
	Source of Funds #3	2009				#DIV/0!			
	MULTI-YEAR GOAL				0	0	#DIV/0!		
	Improve the quality and increase the quantity of Storm Sewer facilities for lower income persons (SP Long-Term Goal pg. 101) (Matix Code 03J or O3K)	CDBG	Benefit low income persons through storm sewer separation on Merchant Street in Ambridge CD050202-IDIS1380	2005	7682		0%		
				2006		7862	#DIV/0!		
Source of Funds #2		2007				#DIV/0!			
		2008				#DIV/0!			
Source of Funds #3		2009				#DIV/0!			
MULTI-YEAR GOAL					7682	7862	102%		

New Specific Objective

Summary of Specific Annual Objectives

Specific Obj. #	Outcome/Objective Specific Annual Objectives	Sources of Funds	Performance Indicators	Year	Expected Number	Actual Number	Percent Completed	
SL-3 Sustainability of Sutable Living Environment								
SL-3 (6b)	To sustain the suitability of the living environment for lower income person through funding public infrastructure improvements (SP Infrastructure Objective pg. 101)	CDBG	Reduce local area storm flooding through storm sewer improvements in Koppel CD073300	2005			#DIV/0!	
				2006			#DIV/0!	
		Source of Funds #2		2007	22		0%	
				2008			#DIV/0!	
		Source of Funds #3		2009			#DIV/0!	
		MULTI-YEAR GOAL				22	0	0%
		Source of Funds #1	Benefit low income persons through storm sewer improvements in Vanport CD045201 IDIS 1303	2005	741		0%	
				2006		741	#DIV/0!	
		Source of Funds #2		2007			#DIV/0!	
				2008			#DIV/0!	
	Source of Funds #3	2009				#DIV/0!		
	MULTI-YEAR GOAL				741	741	100%	
	Improve the quality and increase the quantity of Storm Sewer facilities for lower income persons (SP Long-Term Goal pg. 101) (Matix Code 03J or O3K)	Source of Funds #1	Benefit LM Income people thru Storm Sewer Improvements in Pulaski CD084500	2005			#DIV/0!	
				2006			#DIV/0!	
Source of Funds #2		2007				#DIV/0!		
		2008		16		0%		
Source of Funds #3		2009				#DIV/0!		
MULTI-YEAR GOAL				16	0	0%		

New Specific Objective

Summary of Specific Annual Objectives

Specific Obj. #	Outcome/Objective Specific Annual Objectives	Sources of Funds	Performance Indicators	Year	Expected Number	Actual Number	Percent Completed		
SL-3 Sustainability of Sutable Living Environment									
SL-3 (7)	To sustain the suitability of the living environment for lower income person through funding public mprovements (SP Public Facilities Objective pg. 100)	CDBG	With SL-1(3) invest \$1,800,000 over 5 years to improve the quality and increase the quantity of general infrastructure improvements for lower income persons (SP Long-Term Goal pg. 101) (CD072200)	2005		149,653	#DIV/0!		
				2006	23,000	177,081	770%		
		Source of Funds #2		2007	50000	45818	92%		
				2008			#DIV/0!		
		Source of Funds #3		2009			#DIV/0!		
		MULTI-YEAR GOAL				73000	372552	510%	
		CDBG		Benefit low income people through construction of fencing around water tanks in Midland CD063503	2005			#DIV/0!	
					2006	7658		0%	
		Source of Funds #2			2007		7658	#DIV/0!	
		2008				#DIV/0!			
	Source of Funds #3	2009				#DIV/0!			
	MULTI-YEAR GOAL				7658	7658	100%		
	Improve the quality and increase the quantity of general or other infrastructure improvements for lower income persons (SP Long-Term Goal pg. 102) (Matix Code 03)	CDBG	Benefit low income people through engineering services for various public facilities and improvements projects CD065514	2005			#DIV/0!		
				2006	50		0%		
		Source of Funds #2		2007			#DIV/0!		
		2008				#DIV/0!			
Source of Funds #3		2009				#DIV/0!			
MULTI-YEAR GOAL					50	0	0%		

New Specific Objective

Summary of Specific Annual Objectives

Specific Obj. #	Outcome/Objective Specific Annual Objectives	Sources of Funds	Performance Indicators	Year	Expected Number	Actual Number	Percent Completed		
SL-3 Sustainability of Sutable Living Environment									
SL-3 (7a)	To sustain the suitability of the living environment for lower income person through funding public mprovements (SP Public Facilities Objective pg. 100)	CDBG	Rehabilitation of water storage tank (CD052400 - IDIS1351)	2005	1		0%		
		Source of Funds #2		2006			#DIV/0!		
		Source of Funds #3		2007			#DIV/0!		
				2008	1		#DIV/0!		
				2009			#DIV/0!		
		MULTI-YEAR GOAL				1	1	100%	
				CDBG	Rehabilitate Vicary Mansion CD042200-IDIS1249	2005	1		#REF!
	Source of Funds #2	2006		1		#DIV/0!			
	Source of Funds #3	2007				#DIV/0!			
		2008				#DIV/0!			
		2009				#DIV/0!			
	MULTI-YEAR GOAL					1	1	100%	
	Improve the quality and increase the quantity of general or other infrastructure improvements for lower income persons (SP Long-Term Goal pg. 102) (Matix Code 03)	CDBG	Benefit low income persons through engineering services for hillside stabilization in Freedom CD052201 IDIS 1348	2005		15		0%	
		Source of Funds #2		2006		15	#DIV/0!		
Source of Funds #3		2007				#DIV/0!			
		2008				#DIV/0!			
		2009				#DIV/0!			
MULTI-YEAR GOAL					15	15	100%		

New Specific Objective

Summary of Specific Annual Objectives

Specific Obj. #	Outcome/Objective Specific Annual Objectives	Sources of Funds	Performance Indicators	Year	Expected Number	Actual Number	Percent Completed	
SL-3 Sustainability of Sutable Living Environment								
SL-3 (7b)	To sustain the suitability of the living environment for lower income person through funding public mprovements (SP Public Facilities Objective pg. 100)	CDBG	Benefit low income people through improvements to Rochester War Memorial Park CD014706-IDIS1076	2005	1	1	100%	
				2006			#DIV/0!	
		Source of Funds #2		2007			#DIV/0!	
				2008			#DIV/0!	
		Source of Funds #3		2009			#DIV/0!	
		MULTI-YEAR GOAL				1	1	100%
			CDBG	Benefit low income people through improvements to CCBC campus facilities CD035515-B-IDIS1193	2005	2510		#REF!
					2006			#DIV/0!
		Source of Funds #2	2007				#DIV/0!	
			2008				#DIV/0!	
	Source of Funds #3	2009				#DIV/0!		
	MULTI-YEAR GOAL				2510	0	0%	
	Improve the quality and increase the quantity of general or other infrastructure improvements for lower income persons (SP Long-Term Goal pg. 102) (Matix Code 03)	Source of Funds #1	Benefit low income people through replacement of bridge in Hanover CD072600	2005			0%	
				2006			#DIV/0!	
		Source of Funds #2		2007	36		0%	
		2008				#DIV/0!		
Source of Funds #3		2009				#DIV/0!		
MULTI-YEAR GOAL				36	0	0%		



Summary of Specific Annual Objectives

Specific Obj. #	Outcome/Objective Specific Annual Objectives	Sources of Funds	Performance Indicators	Year	Expected Number	Actual Number	Percent Completed		
SL-3 Sustainability of Suitable Living Environment									
SL-3 (7c)	To sustain the suitability of the living environment for lower income person through funding public improvements (SP Public Facilities Objective pg. 100)	CDBG	Benefit low income people through improvements to Ambridge Historic District Streetscape CD020201 IDIS 1087	2005	7769		100%		
				2006		7769	#REF!		
		Source of Funds #2		2007			#DIV/0!		
				2008			#DIV/0!		
		Source of Funds #3		2009			#DIV/0!		
		MULTI-YEAR GOAL				7769	7769	100%	
		CDBG		Benefit low income people through improvements to the Merrick Art Gallery	2005	1		#REF!	
					2006			#DIV/0!	
		Source of Funds #2			2007			#DIV/0!	
		2008			1	#DIV/0!			
	Source of Funds #3	2009				#DIV/0!			
	MULTI-YEAR GOAL				1	1	100%		
	Improve the quality and increase the quantity of general or other infrastructure improvements for lower income persons (SP Long-Term Goal pg. 102) (Matix Code 03)	Source of Funds #1	Benefit low income people through fire station construction in New Brighton CD033700 IDIS 1217	2005	1		0%		
				2006		1	#DIV/0!		
		Source of Funds #2		2007			#DIV/0!		
				2008			#DIV/0!		
		Source of Funds #3		2009			#DIV/0!		
		MULTI-YEAR GOAL				1	1	100%	

New Specific Objectives

Summary of Specific Annual Objectives

Specific Obj. #	Outcome/Objective Specific Annual Objectives	Sources of Funds	Performance Indicators	Year	Expected Number	Actual Number	Percent Completed		
SL-3 Sustainability of Sutable Living Environment									
SL-3 (8)	To sustain the suitability of the living environment for lower income persons through funding public infrastructure improvements (SP Infrastructure Objective pg. 101)	CDBG	Benefit low income persons through through flood damage rehabilitation in Ambridge CD-040203-IDIS1328	2005	2824		0%		
				2006			#DIV/0!		
		Source of Funds #2		2007		2924	#DIV/0!		
				2008			#DIV/0!		
		Source of Funds #3		2009			#DIV/0!		
		MULTI-YEAR GOAL				2824	2924	104%	
		Source of Funds #1			2005			#DIV/0!	
					2006			#DIV/0!	
		Source of Funds #2			2007			#DIV/0!	
					2008			#DIV/0!	
	Improve the quality and increase the quantity of Flood Drain Improvements for lower income persons (SP Long-Term Goal pg. 102) (Matix Code 03l)	Source of Funds #3		2009			#DIV/0!		
		MULTI-YEAR GOAL				0	0	#DIV/0!	
		Source of Funds #1		2005			#DIV/0!		
				2006			#DIV/0!		
Source of Funds #2			2007			#DIV/0!			
			2008			#DIV/0!			
Source of Funds #3		2009			#DIV/0!				
MULTI-YEAR GOAL				0	0	#DIV/0!			

New Specific Objectives

Summary of Specific Annual Objectives

Specific Obj. #	Outcome/Objective Specific Annual Objectives	Sources of Funds	Performance Indicators	Year	Expected Number	Actual Number	Percent Completed		
SL-3 Sustainability of Suitable Living Environment									
SL-3 (9)	To sustain the suitability of the living environment for lower income person through funding public improvements (SP Public Facilities Objective pg. 100)	CDBG	Invest \$250,000 over 5 years on Acquisition, Disposition and Clearance activities (SP Long-Term Goal pg. 105)	2005		151,857	#DIV/0!		
		Source of Funds #2		2006	30,000	153,856	513%		
				2007		51362	#DIV/0!		
				2008	75000	51377	69%		
		Source of Funds #3		2009	150000		0%		
		MULTI-YEAR GOAL				255000	408452	160%	
		Improve the quality and increase the quantity of general or other infrastructure improvements for lower income persons through Acquisition/Demolition/Disposition Activities (SP Other Objectives pg. 105) (Matix Codes 01, 02, 04)		CDBG	Acquire, demolish or provide another disposition of 20 properties throughout Beaver County over 5 years, CD080100, CD095518	2005		40	#DIV/0!
				Source of Funds #2		2006	6	10	167%
						2007		5	#DIV/0!
						2008	14	10	71%
	Source of Funds #3		2009	13			0%		
	MULTI-YEAR GOAL				33	65	197%		
		CDBG	Aid in the elimination of slums and blight by clearance of blighted structures throughout Beaver County CD065518, CD045504-IDIS1290	2005	10		0%		
		Source of Funds #2		2006	6		0%		
				2007			#DIV/0!		
2008					10	#DIV/0!			
Source of Funds #3		2009				#DIV/0!			
MULTI-YEAR GOAL				16	10	63%			

New Specific Objective

Summary of Specific Annual Objectives

Specific Obj. #	Outcome/Objective Specific Annual Objectives	Sources of Funds	Performance Indicators	Year	Expected Number	Actual Number	Percent Completed		
SL-3 Sustainability of Suitable Living Environment									
SL-3 (9a)	To sustain the suitability of the living environment for lower income person through funding public improvements (SP Public Facilities Objective pg. 100)	CDBG	Aid in the elimination of slums and blight by clearance of blighted structures in Aliquippa (CD040101-IDIS1259, CD050102-IDIS1336)-CD070102, CD080100, CD090100	2005	25	5	20%		
				2006	0	9	#DIV/0!		
		Source of Funds #2		2007	14	5	36%		
				2008	14		0%		
		Source of Funds #3		2009	20		0%		
		MULTI-YEAR GOAL				73	19	26%	
		CDBG		Aid in the elimination of slums and blight by clearance of blighted structures in Monaca Central Business District (CD043601-IDIS1280)	2005	2		0%	
					2006		0	#DIV/0!	
		Source of Funds #2			2007			#DIV/0!	
		2008				#DIV/0!			
	Source of Funds #3	2009				#DIV/0!			
	MULTI-YEAR GOAL				2	0	0%		
	Improve the quality and increase the quantity of general or other infrastructure improvements for lower income persons through Acquisition/Demolition/Disposition Activities (SP Other Objectives pg. 105) (Matix Code 01, 02, 04,)	CDBG	Acquisition of building for Habitat for Humanity CD045530 - IDIS 1322	2005			#DIV/0!		
				2006	1	1	100%		
		Source of Funds #2		2007			#DIV/0!		
		2008				#DIV/0!			
Source of Funds #3		2009				#DIV/0!			
MULTI-YEAR GOAL					1	1	100%		

New Specific Objective

Summary of Specific Annual Objectives

Specific Obj. #	Outcome/Objective Specific Annual Objectives	Sources of Funds	Performance Indicators	Year	Expected Number	Actual Number	Percent Completed		
SL-3 Sustainability of Suitable Living Environment									
SL-3 (10)	To sustain the suitability of the living environment for lower income person through other projects	CDBG	Fund administration for coordinating community groups in Aliquippa and other communities to develop a community center CD065504, CD075504, CD085504, Cd095504	2005			#DIV/0!		
				2006	5		0%		
		Source of Funds #2		2007	3	5	167%		
				2008	5	5	100%		
		Source of Funds #3		2009	5		0%		
		MULTI-YEAR GOAL				18	10	56%	
		Source of Funds #1		2005			#DIV/0!		
				2006			#DIV/0!		
		Source of Funds #2		2007			#DIV/0!		
				2008			#DIV/0!		
	Improve the quality and increase the quantity of general or other infrastructure improvements for lower income persons through CDBG Non-profit organization Capacity building (Matix Code 19C)	Source of Funds #3	2009			#DIV/0!			
		MULTI-YEAR GOAL				0	0	#DIV/0!	
		Source of Funds #1	2005			#DIV/0!			
			2006			#DIV/0!			
Source of Funds #2		2007			#DIV/0!				
		2008			#DIV/0!				
Source of Funds #3	2009			#DIV/0!					
MULTI-YEAR GOAL				0	0	#DIV/0!			

New Specific Objective

Summary of Specific Annual Objectives

Specific Obj. #	Outcome/Objective Specific Annual Objectives	Sources of Funds	Performance Indicators	Year	Expected Number	Actual Number	Percent Completed		
SL-3 Sustainability of Sutable Living Environment									
CD065513)									
SL-3 (11)	To sustain the suitability of the living environment for lower income person through other projects	CDBG	Use \$704,782 to repay principal and interest for Section 108 Loan used for Countywide Streetscapes CD065513	2005			#DIV/0!		
				2006	704,782	704,782	100%		
		Source of Funds #2		2007			#DIV/0!		
				2008			#DIV/0!		
		Source of Funds #3		2009			#DIV/0!		
		MULTI-YEAR GOAL				704782	704782	100%	
				CDBG	Use \$686,105 to repay principal and interest for Section 108 Loan used for Countywide Streetscapes CD075513, CD085513	2005			#DIV/0!
			2006				#DIV/0!		
	Source of Funds #2	2007	686105	686105		100%			
			2008	666456		666465	100%		
	Source of Funds #3	2009				#DIV/0!			
	MULTI-YEAR GOAL					1352561	1352570	100%	
	To fund repayment of principal and interest for Secion 108 laon used for countywide streetscape program (Matix Code 19F)	Source of Funds #1	Use \$645,392 to repay principal and interest for Section 108 Loan used for Countywide Streetscapes CD095513	2005				#DIV/0!	
					2006		#DIV/0!		
Source of Funds #2		2007				#DIV/0!			
				2008		#DIV/0!			
Source of Funds #3		2009		645392		0%			
MULTI-YEAR GOAL						0	#DIV/0!		

New Specific Objective

Summary of Specific Annual Objectives

Specific Obj. #	Outcome/Objective Specific Annual Objectives	Sources of Funds	Performance Indicators	Year	Expected Number	Actual Number	Percent Completed		
SL-3 Sustainability of Sutable Living Environment									
SL-3 (12)	To sustain the suitability of the living environment for lower income person through funding public mprovements (SP Public Facilities Objective pg. 100)	CDBG	Benefit low income people through construction of fire station in New Brighton CD033700-IDIS1217	2005	1		0%		
		Source of Funds #2		2006			#DIV/0!		
		Source of Funds #3		2007			#DIV/0!		
				2008			#DIV/0!		
				2009			#DIV/0!		
		MULTI-YEAR GOAL				1	0	0%	
		Source of Funds #1			2005			#REF!	
			2006			#DIV/0!			
	Source of Funds #2		2007			#DIV/0!			
			2008			#DIV/0!			
			2009			#DIV/0!			
	MULTI-YEAR GOAL				0	0	#DIV/0!		
	Improve the quality and increase the quantity of Fire Stations / Equipment for lower income persons (SP Long-Term Goal pg. 101) (Matix Code 03O)	Source of Funds #1		2005			#DIV/0!		
				2006			#DIV/0!		
Source of Funds #2			2007			#DIV/0!			
			2008			#DIV/0!			
Source of Funds #3			2009			#DIV/0!			
MULTI-YEAR GOAL				0	0	#DIV/0!			

New Specific Objective

Summary of Specific Annual Objectives

Specific Obj. #	Outcome/Objective Specific Annual Objectives	Sources of Funds	Performance Indicators	Year	Expected Number	Actual Number	Percent Completed		
SL-3 Sustainability of Suitable Living Environment									
SL-3 (13)	To sustain the suitability of the living environment for lower income person through funding public improvements (SP Public Facilities Objective pg. 100)	CDBG	Rehabilitation of HAP Enterprises facility CD045531-IDIS1327	2005	1		0%		
				2006			#DIV/0!		
		Source of Funds #2		2007			#DIV/0!		
				2008		1	#DIV/0!		
		Source of Funds #3		2009			#DIV/0!		
		MULTI-YEAR GOAL				1	1	100%	
		CDBG		Rehabilitation of Homemaker Home Health Service Building CD060400	2005			#REF!	
					2006		1	0%	
		Source of Funds #2			2007			#DIV/0!	
		2008				#DIV/0!			
	Source of Funds #3	2009				#DIV/0!			
	MULTI-YEAR GOAL				1	0	0%		
	Improve the quality and increase the quantity of centers for handicapped persons (SP Long-Term Goal pg. 102) (Matix Code 03B)	CDBG	Rehabilitation of Blind Association building CD085511	2005			#DIV/0!		
				2006			#DIV/0!		
		Source of Funds #2		2007			#DIV/0!		
				2008		1	0%		
		Source of Funds #3		2009			#DIV/0!		
		MULTI-YEAR GOAL				1	0	0%	



Summary of Specific Annual Objectives

Specific Obj. #	Outcome/Objective Specific Annual Objectives	Sources of Funds	Performance Indicators	Year	Expected Number	Actual Number	Percent Completed
EO-1 Availability/Accessibility of Economic Opportunity							
EO-1 (1)	To increase the availabilitiy and/or accessibility of economic oppotunity for lower income person through funding public services (SP Public Service Objective pg. 102)	CDBG	Use \$225,000 over 5 years to fund employment training services throughout Beaver County CD075508, CD085508, CD095508	2005	50,000	50,000	100%
		Source of Funds #2		2006	50,000	50000	100%
		Source of Funds #3		2007	50000	50000	100%
				2008	50000	50000	100%
				2009	50000		0%
		MULTI-YEAR GOAL				250,000	200000
	Improve economic opportunities for low income persons through employment trianing services (SP Long Term Obj. pg. 102) (Matrix Code 05H)	CDBG	Assist people with disabilities through funding administration expenses associated with the OVR/New Hire Program CD065509, CD075508, CD085508, CD095508	2005			#DIV/0!
		Source of Funds #2		2006	20	19	95%
		Source of Funds #3		2007	20	14	70%
		Source of Funds #1		2008	20	6	30%
		Source of Funds #2		2009	20		0%
		MULTI-YEAR GOAL				80	39
		Source of Funds #1	Performance Indicator #3	2005			#DIV/0!
		Source of Funds #2		2006			#DIV/0!
	Source of Funds #3	2007				#DIV/0!	
		2008				#DIV/0!	
		2009				#DIV/0!	
MULTI-YEAR GOAL					0	#DIV/0!	

How Specific Objective

Summary of Specific Annual Objectives

Specific Obj. #	Outcome/Objective Specific Annual Objectives	Sources of Funds	Performance Indicators	Year	Expected Number	Actual Number	Percent Completed
EO-1 Availability/Accessiblity of Economic Opportunity							
EO-1 (2)	To increase the availabiltiy and/or accessibility of economic opportunity for lower income person through funding economic deveopment (SP Economic Development Obj. pg. 104)	CDBG	Use \$200,000 over 5 years to fund micro-enterprise assistance for low income people throughout Beaver County CD055507, CD065508, CD075507, CD085507, CD085512, CD095507, CD095511	2005	40,000	20,244	51%
				2006	50,000	40175	80%
		Source of Funds #2		2007	50,000	17105	34%
				2008	85000	60550	71%
		Source of Funds #3		2009	85000		0%
		MULTI-YEAR GOAL				310,000	138074
	Improve economic oportunites for low income persons through Micro-enterprise assistance (SP Long Term Obj. pg. 104) (Matrix Code 18C)	CDBG	Provide technical assistance to low income people who own or want to develop micorenterprises CD055507, CD065508, CD075507, CD085507, CD085516, CD095507, CD095511	2005			#DIV/0!
				2006	25	103	412%
		Source of Funds #2		2007	10	47	470%
				2008	82	88	107%
		Source of Funds #3		2009	82		0%
		MULTI-YEAR GOAL				199	238
		CDBG (Revolving Loan Program Income)	Performance Indicator #3	2005			#DIV/0!
				2006			#DIV/0!
Source of Funds #2		2007				#DIV/0!	
		2008				#DIV/0!	
Source of Funds #3		2009				#DIV/0!	
MULTI-YEAR GOAL					0	0	#DIV/0!

New Specific Objective

Summary of Specific Annual Objectives

Specific Obj. #	Outcome/Objective Specific Annual Objectives	Sources of Funds	Performance Indicators	Year	Expected Number	Actual Number	Percent Completed		
EO-1 Availability/Accessiblity of Economic Opportunity									
EO-1 (3)	To increase the availabiltiy and/or accessibility of economic opporrtunity for lower income person through funding economic deveopment (SP Economic Development Obj. pg. 104)	CDBG	Midland KOZ Acquisition CD045509-IDIS1266, CD055505-IDIS 1339	2005	1	1	100%		
				2006		0	#DIV/0!		
		Source of Funds #2		2007			#DIV/0!		
				2008			#DIV/0!		
		Source of Funds #3		2009			#DIV/0!		
		MULTI-YEAR GOAL					1	#DIV/0!	
				CDBG	Use \$100,000 for acquisition	2005	100,000	350,000	350%
				2006			#DIV/0!		
	Source of Funds #2			2007			#DIV/0!		
				2008			#DIV/0!		
	Source of Funds #3			2009			#DIV/0!		
	MULTI-YEAR GOAL					350000	#DIV/0!		
	Improve economic opporrtunites for low income persons through the Acquisition of Real Property for Commercial Development (SP Long Term Obj. pg. 104) (Matrix Code 17A)	Source of Funds #1		2005			#DIV/0!		
				2006			#DIV/0!		
Source of Funds #2			2007			#DIV/0!			
			2008			#DIV/0!			
Source of Funds #3			2009			#DIV/0!			
MULTI-YEAR GOAL					0	#DIV/0!			

New Specific Objectives

Summary of Specific Annual Objectives

Specific Obj. #	Outcome/Objective Specific Annual Objectives	Sources of Funds	Performance Indicators	Year	Expected Number	Actual Number	Percent Completed	
EO-1 Availability/Accessibility of Economic Opportunity								
EO-1 (4)	To increase the availability and/or accessibility of economic opportunity for lower income person through funding economic development (SP Economic Development Obj. pg. 104)	CDBG	Construct roadway for Westgate business park in Big Beaver CD035507-IDIS1195, CD045507-IDIS1267, CD055506-IDIS1340, CD020602-IDIS1166	2005	1		0%	
				2006		0	#DIV/0!	
		Source of Funds #2		2007		1	#DIV/0!	
				2008			#DIV/0!	
		Source of Funds #3		2009			#DIV/0!	
		MULTI-YEAR GOAL					1	#DIV/0!
			CDBG	Use \$900,000 for infrastructure development at four locations (Big Beaver Westgate-CD020602, CD035507, CD045507, CD055506)	2005		537,628	#DIV/0!
			2006			0	#DIV/0!	
		Source of Funds #2	2007			287274	#DIV/0!	
			2008				#DIV/0!	
	Source of Funds #3	2009				#DIV/0!		
	MULTI-YEAR GOAL					824902	#DIV/0!	
	Improve economic opportunities for low income persons through providing infrastructure for Commercial Development (SP Long Term Obj. pg. 104) (Matrix Code 17B)	Source of Funds #1	Performance Indicator #3	2005			#DIV/0!	
				2006			#DIV/0!	
Source of Funds #2		2007				#DIV/0!		
		2008				#DIV/0!		
Source of Funds #3		2009				#DIV/0!		
MULTI-YEAR GOAL						0	#DIV/0!	

New Specific Objective

Summary of Specific Annual Objectives

Specific Obj. #	Outcome/Objective Specific Annual Objectives	Sources of Funds	Performance Indicators	Year	Expected Number	Actual Number	Percent Completed
EO-2 Affordability of Economic Opportunity							
EO-2 (1)	To increase the affordability of economic opportunity for low-income persons	CDBG (Revolving Loan Program Income)	Provide loans for microenterprises through revolving loan fund CD05518, CD065521, CD075509, CD085509, CD095509	2005			#DIV/0!
				2006	1	1	100%
		Source of Funds #2		2007	1	1	100%
				2008	3	1	33%
		Source of Funds #3		2009	1		0%
		MULTI-YEAR GOAL				6	3
	Improve economic opportunities for low income persons through direct financial assistance to low income businesses (SP Long Term Obj. pg. 104) (Matrix Code 18A)	Source of Funds #1	Performance Indicator #2	2005			#DIV/0!
				2006			#DIV/0!
		Source of Funds #2		2007			#DIV/0!
				2008			#DIV/0!
		Source of Funds #3		2009			#DIV/0!
		MULTI-YEAR GOAL					0
		Source of Funds #1	Performance Indicator #3	2005			#DIV/0!
				2006			#DIV/0!
Source of Funds #2		2007				#DIV/0!	
		2008				#DIV/0!	
Source of Funds #3		2009				#DIV/0!	
MULTI-YEAR GOAL						0	#DIV/0!

New Specific Objective

Summary of Specific Annual Objectives

Specific Obj. #	Outcome/Objective Specific Annual Objectives	Sources of Funds	Performance Indicators	Year	Expected Number	Actual Number	Percent Completed		
EO-3 Sustainability of Economic Opportunity									
EO-3 (1)	To sustain economic opportunity for lower income persons through funding economic development projects (SP Economic Development Objective pg. 104)	CDBG	Use \$2,100,000 over 5 years for improvements to buildings (CD05503, CD065503, CD075503, CD085503, CD095503)	2005		498,165	#DIV/0!		
		Source of Funds #2		2006	350,000	375242	107%		
		Source of Funds #3		2007	350000	382829	109%		
				2008	350000	258715	74%		
				2009	350000		0%		
		MULTI-YEAR GOAL					1400000	1514951	108%
		CDBG	Rehabilitate 50 buildings over 5 years (CD05503, CD065503, CD075503, CD085503, CD095503)	2005	10	17	170%		
		Source of Funds #2		2006	10	45	450%		
		Source of Funds #3		2007	10	20	200%		
				2008	15	13	87%		
		2009		20		0%			
	MULTI-YEAR GOAL					65	95	146%	
	To improve economic opportunities for low-income persons through rehabilitation of publicly or privately-owned commercial or industrial buildings (SP Obj. pg. 104) (matrix Code 14E)	CDBG	Assist businesses by providing grants for façade rehabilitation in Allq., Amb., Bvr, Bvr Fls, Bridg., Frdm, Mid., Mo., New Brig. and/or Roch. Boro. CD065503, CD055503-IDIS1368, CD045503-IDIS1294, CD075503 CD085503)	2005	38	41	108%		
		Source of Funds #2		2006	15	45	300%		
		Source of Funds #3		2007	15	20	133%		
		2008		20	13	65%			
		2009				#DIV/0!			
MULTI-YEAR GOAL					88	119	135%		



Summary of Specific Annual Objectives

Specific Obj. #	Outcome/Objective Specific Annual Objectives	Sources of Funds	Performance Indicators	Year	Expected Number	Actual Number	Percent Completed		
EO-3 Sustainability of Economic Opportunity									
EO-3 (2)	To sustain economic opportunity for lower income persons through funding economic development projects (SP Economic Development Objective pg. 104)	CDBG	Use \$90,000 over 5 years for economic development technical assistance activities (CD055513, CD065515, CD075515, CD085515, CD095515)	2005		147,273	#DIV/0!		
		Source of Funds #2		2006	148,000	143307	97%		
		Source of Funds #3		2007	135000	145460	108%		
				2008	135000	135000	100%		
				2009	135000		0%		
		MULTI-YEAR GOAL				553000	571040	103%	
		To improve economic opportunities for low-income persons through economic development technical assistance (SP Obj. pg. 104) (matrix Code 20)		CDBG	Assist organizations by providing technical assistance and staff support for operation of Main Street Network (CD065515, CD055513-IDIS1370, CD075515, CD085515, CD095515)	2005	10	10	100%
	Source of Funds #2		2006	10		10	100%		
	Source of Funds #3		2007	10		10	100%		
			2008	10		10	100%		
			2009	10			0%		
	MULTI-YEAR GOAL					50	40	80%	
	Source of Funds #1		2005				#DIV/0!		
		2006			#DIV/0!				
2007				#DIV/0!					
2008				#DIV/0!					
2009				#DIV/0!					
MULTI-YEAR GOAL				0	0	#DIV/0!			

New Specific Objective

Summary of Specific Annual Objectives

Specific Obj. #	Outcome/Objective Specific Annual Objectives	Sources of Funds	Performance Indicators	Year	Expected Number	Actual Number	Percent Completed		
NR-1 Neighborhood Revitalization									
NR-1 (1)	Specific Objective - NO OBJECTIVE IDENTIFIED	Source of Funds #1	Performance Indicator #1	2005			#DIV/0!		
				2006			#DIV/0!		
		Source of Funds #2		2007			#DIV/0!		
				2008			#DIV/0!		
		Source of Funds #3		2009			#DIV/0!		
		MULTI-YEAR GOAL					0	#DIV/0!	
			Source of Funds #1	Performance Indicator #2	2005			#DIV/0!	
					2006			#DIV/0!	
	Source of Funds #2	2007				#DIV/0!			
		2008				#DIV/0!			
	Source of Funds #3	2009				#DIV/0!			
	MULTI-YEAR GOAL						0	#DIV/0!	
Specific Annual Objective - NO ANNUAL OBJECTIVE IDENTIFIED		Source of Funds #1	Performance Indicator #3	2005			#DIV/0!		
				2006			#DIV/0!		
	Source of Funds #2	2007				#DIV/0!			
		2008				#DIV/0!			
	Source of Funds #3	2009				#DIV/0!			
	MULTI-YEAR GOAL					0	#DIV/0!		

New Specific Objective

Summary of Specific Annual Objectives

Specific Obj. #	Outcome/Objective Specific Annual Objectives	Sources of Funds	Performance Indicators	Year	Expected Number	Actual Number	Percent Completed		
O-1 Other									
O-1 (1)	To provide benefit to the people of Beaver County through planning activities and studies.(Sp Planning Objectives pg 104 & 105)	CDBG	Use \$800,000 over 5 years for planning activities and studies CD070400, CD072500, CD075518, CD093503	2005		351,210	#DIV/0!		
		Source of Funds #2		2006	17,000	15803	93%		
				2007	75000	35473	47%		
		Source of Funds #3		2008	0	5000	#DIV/0!		
				2009	30000		0%		
		MULTI-YEAR GOAL					407486	#DIV/0!	
		To fund planning activities and studies (Sp Planning Objectives pg 105)		CDBG	Codification of North Sewickley Ordinances CD064000	2005			#DIV/0!
				Source of Funds #2		2006	1		0%
						2007			#DIV/0!
	Source of Funds #3		2008			1	#DIV/0!		
			2009				#DIV/0!		
	MULTI-YEAR GOAL				1	1	100%		
	To fund planning activities and studies (Sp Planning Objectives pg 105)	Source of Funds #1	New Galilee Sewage Facilities Plan (CD033800 -IDIS 1304), Freedom Geotechnical Studies (CD052200 - IDIS1348 & CD052201 - IDIS1349)	2005	3		0%		
		Source of Funds #2		2006		3	#DIV/0!		
				2007			#DIV/0!		
		Source of Funds #3		2008			#DIV/0!		
				2009			#DIV/0!		
	MULTI-YEAR GOAL				3	3	100%		

New Specific Objective

Summary of Specific Annual Objectives

Specific Obj. #	Outcome/Objective Specific Annual Objectives	Sources of Funds	Performance Indicators	Year	Expected Number	Actual Number	Percent Completed		
O-1 Other									
O-1 (1a)	To provide benefit to the people of Beaver County through planning activities and studies.(Sp Planning Objectives pg 104 & 105)	CDBG	Park and Recreation Plans-BC Greenways & Trails CD045519-IDIS125, County Park Master Plan CD045529-IDIS1305 & CD055504-IDIS1333, Beaver Falls Rails to Trails CD030503-1191, CD040503-IDIS1254	2005	4		0%		
				2006			#DIV/0!		
		Source of Funds #2		2007		3	#DIV/0!		
				2008		2	#DIV/0!		
		Source of Funds #3		2009			#DIV/0!		
		MULTI-YEAR GOAL					5	#DIV/0!	
		CDBG		Elm Street Planning Match CD045526-IDIS1292	2005	1		0%	
					2006	1		0%	
		Source of Funds #2			2007			#DIV/0!	
		2008				#DIV/0!			
	Source of Funds #3	2009				#DIV/0!			
	MULTI-YEAR GOAL					2	0	0%	
	To fund planning activities and studies (Sp Planning Objectives pg 105)	CDBG	Roshester TRID Planning CD054702-IDIS1389	2005	1		0%		
				2006			#DIV/0!		
		Source of Funds #2		2007			#DIV/0!		
				2008		1	#DIV/0!		
		Source of Funds #3		2009			#DIV/0!		
		MULTI-YEAR GOAL				1	1	100%	

Now Specific Objective

Summary of Specific Annual Objectives

Specific Obj. #	Outcome/Objective Specific Annual Objectives	Sources of Funds	Performance Indicators	Year	Expected Number	Actual Number	Percent Completed		
O-1 Other									
O-1 (1b)	To provide benefit to the people of Beaver County through planning activities and studies. (Sp Planning Objectives pg 104 & 105)	CDBG	Busines and Marketing Plan for Industrial Museum (CD035514-IDIS1186)	2005	1		0%		
				2006		1	#DIV/0!		
		Source of Funds #2		2007			#DIV/0!		
				2008			#DIV/0!		
		Source of Funds #3		2009			#DIV/0!		
		MULTI-YEAR GOAL				1	1	100%	
		CDBG		Ambridge Traffic Light Study (CD030202-IDIS1185)	2005	1		0%	
					2006		1	#DIV/0!	
		Source of Funds #2			2007			#DIV/0!	
		2008				#DIV/0!			
	Source of Funds #3	2009				#DIV/0!			
	MULTI-YEAR GOAL					1	1	100%	
	To fund planning activities and studies (Sp Planning Objectives pg 105)	CDBG	Streetscape Conceptual Designs in Ambridge CD040200-IDIS1247		2005	1		0%	
					2006			#DIV/0!	
		Source of Funds #2			2007			#DIV/0!	
				2008			#DIV/0!		
		Source of Funds #3		2009			#DIV/0!		
		MULTI-YEAR GOAL				1	0	0%	

New Specific Objective

Summary of Specific Annual Objectives

Specific Obj. #	Outcome/Objective Specific Annual Objectives	Sources of Funds	Performance Indicators	Year	Expected Number	Actual Number	Percent Completed		
O-1 Other									
O-1 (1c)	To provide benefit to the people of Beaver County through planning activities and studies. (Sp Planning Objectives pg 104 & 105)	CDBG	Park and Recreation Plans-Aliquippa Site Plan and Track Development CD040100-IDIS1258, NERIH Feasibility study(CD060107), Southside regional recreation plan CD032500-IDIS1205	2005	2		0%		
				2006	1	1	100%		
		Source of Funds #2		2007		1	#DIV/0!		
				2008			#DIV/0!		
		Source of Funds #3		2009			#DIV/0!		
		MULTI-YEAR GOAL					2	#DIV/0!	
		Source of Funds #1		Feasibility Study for Recreational Facility in Beaver CD070400	2005			#DIV/0!	
					2006			#DIV/0!	
		Source of Funds #2			2007	1		0%	
		2008				#DIV/0!			
	Source of Funds #3	2009				#DIV/0!			
	MULTI-YEAR GOAL					1	0	0%	
	To fund planning activities and studies (Sp Planning Objectives pg 105)	Source of Funds #1	Feasibility study for new municipal building and garage in Greene Township CD072500	2005			#DIV/0!		
				2006			#DIV/0!		
		Source of Funds #2		2007	1		0%		
				2008		1	#DIV/0!		
		Source of Funds #3		2009			#DIV/0!		
		MULTI-YEAR GOAL					1	1	100%

New Specific Objective

Summary of Specific Annual Objectives

Specific Obj. #	Outcome/Objective Specific Annual Objectives	Sources of Funds	Performance Indicators	Year	Expected Number	Actual Number	Percent Completed	
O-1 Other								
O-1 (1d)	To provide benefit to the people of Beaver County through planning activities and studies. (Sp Planning Objectives pg 104 & 105)	CDBG	Beaver County Comprehensive Plan updated CD075518	2005			#DIV/0!	
				2006			#DIV/0!	
		Source of Funds #2		2007	1		0%	
				2008			#DIV/0!	
		Source of Funds #3		2009			#DIV/0!	
		MULTI-YEAR GOAL					0	#DIV/0!
		Source of Funds #1	Master site plan for Irvin's Hollow in Rochester Twp (CD064802)	2005			#DIV/0!	
				2006	1		0%	
		Source of Funds #2		2007			#DIV/0!	
		2008			1	#DIV/0!		
	Source of Funds #3	2009				#DIV/0!		
	MULTI-YEAR GOAL				1	1	100%	
	To fund planning activities and studies (Sp Planning Objectives pg 105)	Source of Funds #1	Utility study for Brownfield in Midland CD093503	2005			#DIV/0!	
				2006			#DIV/0!	
		Source of Funds #2		2007			#DIV/0!	
				2008			#DIV/0!	
		Source of Funds #3		2009	1		0%	
		MULTI-YEAR GOAL				1	0	0%

Projects Completed in FY 2008

Project Year	IDIS Activity #	Project Name	CD Number	Total Project Accomplishments
2001	1050	CD 01-61 Building Acquisition for Rochester Development Corp	014703	1 Public Facility
2002	1127	CD 02-45 Building Improvements	023700	1 Public Facility
2003	1212	CD 03-33 Recreation Facility Improvements	033501	2 Public Facilities
2003	1227	CD 03-49 Countywide Streetscape Program	035517	1763 People Benefitted
2003	1240	CENTRAL BUSINESS DISTRICT STREETScape DESIGN SERVICE	032201	42 Public Facilities
2004	1264	CD 04-18 Handicap Ramp	045522	1 Public Facility
2004	1287	CD 04-41 Road Repaving - Various Locations	044701	3842 People Benefitted
2004	1288	CD 04-42 Multi-Purpose Center/Community Center	045517	1 Public Facility
2004	1290	CD 04-44 Countywide Demolition	045504	10 Housing Units
2004	1302	FREEDOM BOROUGH THIRD AVENUE STREETScape	042201	1858 People Benefitted
2004	1305	COUNTY FACILITIES PARKS MASTER SITE PLAN	045529	1 Study Complete
2004	1327	HAP ENTERPRISES FACILITY RENOVATIONS	045531	1 Public Facility
2005	1333	CD 05-05 Master Site Plan - Bradys Run, Brush Creek & Old Ec	055504	1 Study Complete
2005	1346	CD 05-18 Road Resurfacing - Various locations	051600	292 People Benefitted
2005	1351	CD 05-23 Recondition Water Storage Tank & Protection	052400	1 Public Facility
2005	1356	CD 05-28 Ohio Avenue Sidewalk Replacement	053502	1409 People Benefitted
2005	1360	CD 05-32 30th Street Retaining Wall - Phase II	054500	24 People Benefitted
2005	1364	CD 05-36 Building Renovations - Villa St. Joseph - Phase II	050300	1 Public Facility
2005	1366	CD 05-38 Countywide Streetscape Program	055511	1763 People Benefitted
2005	1389	CD 05-91 ROCHESTER TRANSPORTATION REVITZLIZATION INVE	054702	1 Study Complete
2006	1413	Aliquippa School District Campus Road	060101	11568 People Benefitted
2006	1417	Ambridge Municipal Authority 12th St Sanitary Sewer Relining	060201	7682 People Benefitted
2006	1419	Beaver Falls 4th St and 6th Street Road Paving	060501	8768 People Benefitted
2006	1420	Beaver Falls 10th St Street Road Paving	060500	1336 People Benefitted
2006	1421	Beaver Falls Marginal Alley Road Paving from 25th St - 26th	060502	35 People Benefitted
2006	1423	Big Beaver Borough Handicap Accessibility Improvements	060600	2 Public Facilities
2006	1424	Darlington Borough Third Street Paving	061200	303 People Benefitted
2006	1430	Midland Recreation Facilities Improvments Phase 2	063502	1 Public Facility
2006	1434	North Sewickley Township Ordinance Codification	064000	1 Study Complete
2006	1435	North Sewickley Township Sewer Authority ph 2 Sanitary Sewer	064001	23 People Benefitted
2006	1436	Pulaski Township Hillside Stabilization - Phase III	064500	817 People Benefitted

Projects Completed in FY 2008

2006	1443	CED Monaca Riverfront Park Engineering	065506	1	Public Facility
2006	1449	HACB Energy Conservation Program	065502	4	Housing Units
2006	1467	ALIQUIPPA TYLER YOUTH CENTER	060105	1	Public Facility
2006	1472	ROCHESTER TWP IRWIN'S HOLLOW REC PLAN	064802	1	Study Complete
2007	1485	Emergency Home Improvement Program	075501	40	Housing Units
2007	1487	Beaver County Main Street Network	075515	10	Organizations
2007	1489	Aliquippa Spring St Resurfacing	070101	23	People Benefitted
2007	1498	Conservation District ADA	075511	1	Public Facility
2007	1499	CO-OP Low Income Technical Assist.	075507	47	Businesses
2007	1501	CO-OP Revolving Loan Fund	075509	1	Job Created
2007	1503	DPW Rat Abatement	075505	921	People Benefitted
2007	1506	Geneva After School Enrichment	075510	128	People Benefitted
2007	1507	Greene Municipal Building and Garage Study	072500	1	Study Complete
2007	1510	HACB Homeless Management Info System	075516	1109	People Benefitted
2007	1525	Midland Sewer Plant Improvements	073502	3766	People Benefitted
2007	1531	Rochester Twp McLean St Paving	074800	13	People Benefitted
2007	1534	Beaver County Minority Coalition Set Aside	075504	3	Organizations
2007	1536	Program Administration	079999		N/A
2007	1539	AMBRIDGE 18TH AND PINE RESURFACING	070200	1435	People Benefitted
2006	1544	HACB HOMELESS MANAGMENT INFO SYSTEM	065523	671	People Benefitted
2008	1560	Ambridge 18th & Pine Street Improvements	080200	1435	People Benefitted
2008	1562	Beaver County Main Street Network	085515	10	Organizations
2008	1568	Section 108 Loan Repayment - Streetscape	085513		N/A
2008	1576	CED Bridgewater Crossing Park	080700	1	Public Facility
2008	1597	CO-OP Low Income Technical Assistance	085507	41	Businesses
2008	1598	CO-OP OVR New Hire Administration	085508	6	People Benefitted
2008	1600	Geneva After School Enrichment	085510	134	People Benefitted
59	Number of Projects Completed				
					Final for Projects
					58 Public Faciltites
					51,124 People Benefitted

Projects Completed in FY 2008

				54 Housing Units
				6 Studies
				23 Organizations
				88 Businesses
				1 Job

Ongoing Projects at end of FY 2008

Project Year	IDIS Activity #	Project Name	CD Number	Matrix Code	Amount Spent in FY 2008	Accomplishments in FY 2008
2008	1561	Aliquippa Demolition	080100	04	\$749.39	
2006	1476	ELM STREET INITIATIVE	065522	20	\$1,082.17	
2007	1493	Beaver Recreation Feasibility	070400	20	\$0.00	
2007	1529	BC Planning Comprehensive Plan	075518	20	\$45,000.00	
2008	1565	Program Administration	089999	21A	\$206,327.28	
2008	1569	Fair Housing	085514	21D	\$4,654.14	
2006	1392	LIFE Beaver County - Tele-Health Home Monitoring Service	065511	05A	\$0.00	
2008	1589	Roch Twp 52nd Sewer Laterals	084800	14A	\$0.00	
2008	1570	HACB Homeless Management Info System	085516	05	\$0.00	
2008	1596	Rodent Control Abatement	085506	05	\$9,931.56	
2006	1393	Lutheran Service Society - Meals on Wheels Kitchen Equipment	065512	05A	\$19,954.18	
2005	1353	CD 05-25 Home Improvement Program (HIP)	055500	14A	\$44,364.40	3 Households Benefited
2006	1448	HACB Home Improvement Program	065500	14A	\$40,176.20	4 Households Benefited
2007	1511	HACB Home Improvement Program	075500	14A	\$202,193.21	17 Households Benefited
2007	1512	HACB Energy Conservation Program	075502	14A	\$65,392.61	41 Households Benefited
2008	1559	Emergency Home Improvement Program	085501	14A	\$76,786.30	
2008	1591	HACB Energy Conservation Program	085502	14A	\$0.00	
2008	1563	HACB Home Improvement Program	085500	14A	\$284,877.78	7 Households Benefited
2004	1266	CD 04-20 Midland KOZ Site Acquisition	045509	01	\$0.00	
2005	1339	CD 05-11 Midland KOZ Site Acquisition	055505	01	\$0.00	
2008	1567	JTBC Entrpreneur Education	085512	18C	\$4,607.00	61 Buisnesses Assisted
2007	1537	FACADE IMPROVEMENT PROGRAM	075503	14E	\$91,744.59	48 Buisnesses Assisted
2007	1546	FACADE IMPROVEMENT PROGRAM	075503	14E	\$150,770.46	
2008	1592	Facade Improvement Program	085503	14E	\$0.00	
2008	1593	Facade Improvement Program	085503	14E	\$16,200.00	4 Buisnesses Assisted
2008	1594	Minority Coalition Org Cap Building	085504	19C	\$0.00	
2006	1422	Big Beaver Falls School District Electronic Display System	060503	03	\$0.00	
2007	1504	DASBV Handicapped Accessibility	075512	03	\$7,621.46	
2007	1492	BCRC Barrier Removal	075514	03B	\$0.00	
2006	1465	ALIQUIPPA STONE ARCH COMMUNITY CENTER	060104	03E	\$0.00	
2007	1488	AAUD Murphy Bldg Stabilization	070100	03E	\$0.00	
2007	1552	ROOTS RENOVATION PROJECT	070104	03E	\$979.22	
2007	1528	New Brighton Library Renovation	073702	03E	\$6,332.14	
2005	1362	CD 05-34 Gymnasium Barrier Removal	054701	03F	\$0.00	
2006	1433	New Brighton Area Recreation Commission Fantasy Kingdom Phas	063701	03F	\$0.00	

Ongoing Projects at end of FY 2008

2006	1470	YMCA COMMUNITY PLAYGROUND	064801	03F	\$44,698.90	
2006	1444	CED Bridgewater Riverfront Trail North Engineering	065507	03F	\$2,835.00	
2007	1532	W Mayfield Patterson Storm Sewers 1	075300	03J	\$0.00	
2008	1590	W Mayfield Patterson Ave Storm Swrs Ph 2	085300	03J	\$597.85	
2005	1352	CD 05-24 Mackhollow Road Resurfacing and Expansion	052600	03K	\$0.00	
2007	1509	Hopewell Miller Lane Construction	073000	03K	\$469.80	
2005	1344	CD 05-16 Frishkorn Road Bridge Replacement	051400	03K	\$31,366.00	
2008	1584	Monaca Curb Ramp Installation	083600	03L	\$5,255.14	
2007	1530	Progressive Home Health Telemedicine	075519	05A	\$0.00	
2008	1575	Beaver Falls Eye of the Tiger	080501	05D	\$19,966.00	40 People Benefitted
2006	1468	PREVENTION NETWORK SIGN	060301	14E	\$0.00	
2003	1193	CD 03-14 Campus Facilities Renovations Phase I	035515	03	\$0.00	
2006	1396	CDBG Project Engineer	065514	03	\$2,451.00	
2007	1505	Freedom 7th St Embankment	072200	03	\$2,313.52	
2007	1508	Hanover Platt Road Bridge Replacement	072600	03	\$0.00	
2006	1403	Countywide Demolition	065518	04	\$30,265.48	
2006	1621	Freedom Demolition	062201	04	\$0.00	
2007	1553	ALIQUIPPA DEMOLITION	070103	04	\$21,828.00	
2006	1469	HOMEMAKER/HOME HEALTH BUILDING ENHANCEMENT	060400	03B	\$503.76	
2004	1255	CD 04-09 Exterior Rehabilitation	040502	03E	\$26,138.08	
2005	1381	CD 05-86 AMBRIDGE LIBRARY WINDOW REPLACEMENT	050203	03E	\$484.79	
2006	1412	AAUD Murphy Building Classroom Renovations	060100	03E	\$3,023.20	
2007	1491	Ambridge Laughlin Library Renovations	070201	03E	\$0.00	
2007	1497	Beaver Falls Library Rehabilitation	070503	03E	\$8,584.41	
2008	1579	E Rochester Fire Dept Bathrooms	081500	03E	\$0.00	
2008	1604	Minority Coalition Set Aside	085505	03E	\$0.00	
2008	1566	Association for the Blind 2nd Fl Renovations	085511	03E	\$0.00	
2007	1502	CED Monaca Riverfront Park	075506	03F	\$22,740.00	
2008	1585	NB Memorial Park Infiled Reconstruction	083700	03F	\$0.00	
2006	1414	Aliquippa Waugaman Street Culvert Improvements	060102	03J	\$22,508.50	
2006	1426	Eastvale - Storm Water Control Project	061600	03J	\$36,950.12	
2006	1429	Midland Combined Sewer Improvements Ph 2	063501	03J	\$4,003.96	
2006	1439	Rochester Township Sewer Authority Harmony Ave. Sewer Reloca	064800	03J	\$43,415.10	
2008	1573	Ambridge Water Authority 6th St Waterline	080201	03J	\$0.00	
2008	1577	Conway Roosevelt Waterline Ph 1	081100	03J	\$469.80	
2008	1587	Pulaski 30th St Drainage & Paving	084500	03J	\$0.00	
2008	1572	Aliquippa Elm Alley Drainage	080101	03J	\$475.46	
2006	1418	Baden Road Paving Dorthea and Russell	060300	03K	\$46,529.96	

Ongoing Projects at end of FY 2008

2006	1440	Vanport Township - Locust Street Paving	065200	03K	\$61,847.12	
2007	1494	Beaver Falls 5th St Resurfacing	070500	03K	\$6,036.80	
2007	1495	Beaver Falls 22nd St Resurfacing	070501	03K	\$0.00	
2007	1496	Beaver Falls Pine St Resurfacing	070502	03K	\$0.00	
2007	1513	Koppel Green Street Storm Sewer	073300	03K	\$481.12	
2007	1514	Midland Paving Phase 2	073500	03K	\$5,540.47	
2008	1578	Darlington Boro Street Paving	081200	03K	\$0.00	
2008	1580	Eastvale Street Paving Ph 1	081600	03K	\$0.00	
2008	1581	Freedom Street Repavement	082200	03K	\$0.00	
2008	1582	Koppel 6th Ave Road Improvements	083300	03K	\$0.00	
2008	1583	Midland Road Program	083500	03K	\$0.00	
2008	1588	Rochester Boro Road Improvements	084700	03K	\$0.00	
2008	1602	Beaver Falls Road Paving	080500	03K	\$0.00	
2006	1432	New Brighton Townsend Park Sidewalk Replacement	063700	03L	\$4,445.20	
2007	1526	New Brighton Townsend Park Phase 2	073700	03L	\$3,034.40	
2007	1527	New Brighton 5th Ave Sidewalks Ph 2	073701	03L	\$1,107.02	
2007	1538	Countywide Streetscape	075517	03L	\$141,367.25	
2008	1586	NB 5th Ave Sidewalks Ph 2	083701	03L	\$0.00	
2008	1571	Countywide Streetscape	085517	03L	\$3,072.80	
91	Number of Projects Ongoing			Total Expenditure	\$1,884,550.10	
				Total Accomplishments		72 Households benefited
						109 Buisnesses Assisted
						40 People Benefitted

Projects Canceled in FY 2008

Project	IDIS	Project Name	CD	Matrix	Date
Year	Activity #		Number	Code	Canceled
2006	1400	Fair Housing	065516	21D	3/3/09
2006	1427	Freedom - Laurel Alley Embankment Restoration	062200	03K	8/24/09
2006	1437	Rochester Roadway Improvements Irvin from Deer L. to Clay	064700	03K	6/16/09

**Geographic Distribution of CDBG Funds by Municipality of Areas of Racial Minority Concentration
FY 2008**

Location	% L/M	% R/M	Total Drawn by Municipality	Census Tracts	% of CDBG Funds Spent
Low Income Communities					
Aliquippa	59%	37.0%	\$168,080.65	6043, 6044, 6045, 6046, 6047	4.01%
Midland	61%	23.0%	\$114,675.30	6028	2.73%
Beaver Falls	61%	20.0%	\$132,694.07	6011, 6012, 6013	3.16%
New Brighton	61%	14.0%	\$30,509.41	6014, 6015	0.73%
Ambridge	57%	14.0%	\$100,643.46	6040, 6041, 6042	2.40%
Bridgewater	39%	11.0%	\$200,000.00	6022	4.77%
Freedom	54%	7.0%	\$28,839.70	6035	0.69%
Rochester Township	42%	4.9%	\$141,350.24	6019	3.37%
Pulaski	61%	4.6%	\$32,298.70	6016	0.77%
North Sewickley	38%	4.2%	\$1,975.42	6002	0.05%
Beaver	32%	3.5%	\$503.76	6023, 6024	0.01%
Darlington Boro	56%	3.0%	\$29,873.00	600601	0.71%
Eastvale	60%	2.9%	\$41,278.17	6017	0.98%
West Mayfield	45%	2.9%	\$62,444.97	6008	1.49%
Daugherty	32%	2.9%	\$31,366.00	6017	0.75%
Monaca	44%	2.9%	\$5,255.14	6033, 6034	0.13%
Glasgow	44%	2.8%	\$8,564.00	602702	0.20%
Hopewell	34%	2.6%	\$469.80	6048, 604901, 604902	0.01%
Conway	42%	1.8%	\$469.80	6036	0.01%
Green	41%	1.7%	\$5,000.00	6029	0.12%
Baden	48%	1.4%	\$46,529.96	6037	1.11%
Big Beaver	40%	0.8%	\$22,219.60	6005	0.53%
			\$4,195,291.06	Total CDBG funds Spent	

**Geographic Distribution of CDBG Funds by Municipality of Areas of L/M Concentration
FY 2008**

Location	% L/M	% R/M	Total Drawn by Municipality	Census Tracts	% of CDBG Funds Spent
Low Income Communities					
Midland	61%	23.0%	\$114,675.30	6028	2.73%
Beaver Falls	61%	20.0%	\$132,694.07	6011, 6012, 6013	3.16%
New Brighton	61%	14.0%	\$30,509.41	6014, 6015	0.73%
Pulaski	61%	4.6%	\$32,298.70	6016	0.77%
Eastvale	60%	2.9%	\$41,278.17	6017	0.98%
Aliquippa	59%	37.0%	\$168,080.65	6043, 6044, 6045, 6046, 6047	4.01%
Ambridge	57%	14.0%	\$100,643.46	6040, 6041, 6042	2.40%
Darlington Boro	56%	3.0%	\$29,873.00	600601	0.71%
Freedom	54%	7.0%	\$28,839.70	6035	0.69%
Baden	48%	1.4%	\$46,529.96	6037	1.11%
West Mayfield	45%	2.9%	\$62,444.97	6008	1.49%
Monaca	44%	2.9%	\$5,255.14	6033, 6034	0.13%
Glasgow	44%	2.8%	\$8,564.00	602702	0.20%
Rochester Township	42%	4.9%	\$141,350.24	6019	3.37%
Conway	42%	1.8%	\$469.80	6036	0.01%
Green	41%	1.7%	\$5,000.00	6029	0.12%
Big Beaver	40%	0.8%	\$22,219.60	6005	0.53%
Bridgewater	39%	11.0%	\$200,000.00	6022	4.77%
North Sewickley	38%	4.2%	\$1,975.42	6002	0.05%
Hopewell	34%	2.6%	\$469.80	6048, 604901, 604902	0.01%
Beaver	32%	3.5%	\$503.76	6023, 6024	0.01%
Daugherty	32%	2.9%	\$31,366.00	6017	0.75%
			\$4,195,291.06	Total CDBG funds Spent	

**Geographic Distribution of Funds by Census Tract in Areas of L/M Concentration
FY 2008**

Location	% L/M	% R/M	Total Drawn by Municipality	Census Tracts	% of CDBG Funds Spent
Low Income Communities					
North Sewickley	38%	4.2%	\$1,975.42	6002	0.05%
Big Beaver	40%	0.8%	\$22,219.60	6005	0.53%
New Galilee	63%	2.6%		6005	0.00%
West Mayfield	45%	2.9%	\$62,444.97	6008	1.49%
Pulaski	61%	4.6%	\$32,298.70	6016	0.77%
Daugherty	32%	2.9%	\$31,366.00	6017	0.75%
Eastvale	60%	2.9%	\$41,278.17	6017	0.98%
Rochester Township	42%	4.9%	\$141,350.24	6019	3.37%
Bridgewater	39%	11.0%	\$200,000.00	6022	4.77%
Midland	61%	23.0%	\$114,675.30	6028	2.73%
Green	41%	1.7%	\$5,000.00	6029	0.12%
Freedom	54%	7.0%	\$28,839.70	6035	0.69%
Conway	42%	1.8%	\$469.80	6036	0.01%
Baden	48%	1.4%	\$46,529.96	6037	1.11%
Darlington Boro	56%	3.0%	\$29,873.00	600601	0.71%
Glasgow	44%	2.8%	\$8,564.00	602702	0.20%
Beaver Falls	61%	20.0%	\$132,694.07	6011, 6012, 6013	3.16%
New Brighton	61%	14.0%	\$30,509.41	6014, 6015	0.73%
Beaver	32%	3.5%	\$503.76	6023, 6024	0.01%
Monaca	44%	2.9%	\$5,255.14	6033, 6034	0.13%
Ambridge	57%	14.0%	\$100,643.46	6040, 6041, 6042	2.40%
Aliquippa	59%	37.0%	\$168,080.65	6043, 6044, 6045, 6046, 6047	4.01%
Hopewell	34%	2.6%	\$469.80	6048, 604901, 604902	0.01%
			\$4,195,291.06	Total CDBG funds Spent	

**Distribution of CDBG Funds to Projects that Benefit L/M Income People Throughout Beaver County
FY 2008**

Project	Total Spent by Project	% of CDBG Funds Spent
Conservation District ADA	\$53,458.26	1.27%
CO-OP Low Income Technical Assistance	\$43,445.49	1.04%
CO-OP Revolving Loan Fund	\$7,500.00	0.18%
DASBV Handicapped Accessibility	\$7,621.46	0.18%
Emergency Home Improvement Program	\$76,786.30	1.83%
Fair Housing	\$4,654.14	0.11%
HACB Energy Conservation Program	\$65,392.61	1.56%
HACB Home Improvement Program (HIP)	\$571,611.59	13.63%
Lutheran Service Society - Meals on Wheels Kitchen Equip	\$19,954.18	0.48%
Rodent Control Abatement	\$9,931.56	0.24%
Total Countywide	\$860,355.59	20.51%
Total CDBG funds Spent	\$4,195,291.06	

**Geographic Distribution of HOME Funds by Census Tract
FY 2008**

Location	%L/M	% R/M	Census Tract	HOME Funds Spent	% of HOME Funds Spent
Aliquippa	59%	37.0%	6043, 6044, 6045, 6046, 6047	\$14,523.48	1.42%
Ambridge	57%	14.0%	6040, 6041, 6042	\$1,818.49	0.18%
Baden	48%	1.4%	6037	\$600,000.00	58.55%
Beaver Falls	61%	20.0%	6011, 6012, 6013	\$225,205.22	21.98%
Countywide					
TBRA				\$59,687.00	5.82%
ADDI				\$13,500.78	1.32%
				\$73,187.78	7.14%

**Geographic Distribution of ESG Funds
FY 2008**

Note: All ESG projects serve homeless people throughout Beaver County		
Countywide	ESG funds Spent	% of ESG Funds Spent
Beaver County Community Housing Development Organization	\$36,062.00	22.18%
Supportive Services	\$50,575.32	31.10%
Salvation Army	\$21,609.08	13.29%
Women's Center	\$44,077.71	27.11%
Homeless Assistance	\$564.92	0.35%
Total Countywide	\$152,889.03	93.67% *
* \$9,723.43 was used for ESG Administration		

PROOF OF PUBLICATION

The **Beaver County Times, Allegheny Times, Ellwood City Ledger**, a daily newspaper of general circulation, published by BEAVER NEWSPAPERS, INC., a Pennsylvania corporation, 400 Fair Avenue, West Bridgewater, Beaver County, Pennsylvania, was established in 1946, and has been issued regularly, except legal holidays since said date.

The attached advertisement, which is exactly as printed and published, appeared in the regular issue on 11/03/09

BEAVER NEWSPAPERS, INC.

By _____

STATE OF PENNSYLVANIA, }
COUNTY OF BEAVER, } SS:

Before me, a Notary Public in and for such county and state, personally appeared LISA REESE, who being duly sworn according to law says that she is CONTROLLER of BEAVER NEWSPAPERS, INC.; that neither affiant nor said corporation is interested in the subject matter of the attached advertisement; and that all of the allegations of the foregoing statement including those as to the time, place and character of publication are true.

Sworn to and subscribed before me this day of November 11, 2009

Debbie L. Nays

The costs of advertisement has been paid.
BEAVER NEWSPAPERS, INC.

By _____

COMMONWEALTH OF PENNSYLVANIA
Notarial Seal
Debbie L. Nays, Notary Public
Bridgewater Boro, Beaver County
My Commission Expires June 15, 2010
Member, Pennsylvania Association of Notaries

BEAVER NEWSPAPERS INC.

400 FAIR AVE.

B

NOTICE OF PUBLIC DISPLAY AND COMMENT
Consolidated Annual Performance and Evaluation Report
FOR FY 2008
BEAVER COUNTY, PENNSYLVANIA

In accordance with Community Development Block Grant (CDBG) regulations (24 CFR 91.520), the County of Beaver, Pennsylvania has prepared its Fiscal Year 2008 Consolidated Annual Performance and Evaluation Report (CAPER) for the programs covered under its Consolidated Plan, including CDBG, HOME and ESG. The purpose of the CAPER is to describe the level of housing assistance and non-housing community development assistance provided to low-and moderate-income persons and households through the various federal and state funding programs during the County's 2008 fiscal year.

Copies of the FY 2008 CAPER for Beaver County are available for inspection from November 4, 2009 through November 19, 2009 at:

B.F. Jones Memorial Library
663 Franklin Avenue
Aliquippa, PA 15001

Carnegie Library of Midland
61 Ninth Street
Midland, PA 15059

Carnegie Free Library of Beaver Falls
1301 Seventh Avenue
Beaver Falls, PA 15010

Beaver County Courthouse
810 Third Street
Beaver, PA 15009

Housing Authority of the County of Beaver
300 State Street
Vanport, PA 15009

Community Development Program of Beaver County
1013 Eighth Avenue
Beaver Falls, PA 15010

Beaver County intends to submit the FY 2008 CAPER to the U.S. Department of Housing and Urban Development on or before November 24, 2009.

Interested persons are encouraged to review the FY 2008 CAPER at the locations listed above. Written comments will be received until November 19, 2009. Comments should be addressed to:

Mrs. Lisa E. Signore, Director
Community Development Program of Beaver County
1013 Eighth Avenue
Beaver Falls, PA 15010

PR 26 - CDBG Financial Summary Report

Grantee
 Program Year
 Page

BEAVER COUNTY , PA
 2008
 1 of 2

PART I: SUMMARY OF CDBG RESOURCES

01 UNEXPENDED CDBG FUNDS AT END OF PREVIOUS PROGRAM YEAR	9,522,694.33
02 ENTITLEMENT GRANT	3,844,592.00
03 SURPLUS URBAN RENEWAL	0.00
04 SECTION 108 GUARANTEED LOAN FUNDS	0.00
05 CURRENT YEAR PROGRAM INCOME	248,569.45
06 RETURNS	0.00
07 ADJUSTMENT TO COMPUTE TOTAL AVAILABLE	0.00
08 TOTAL AVAILABLE (SUM, LINES 01-07)	13,615,855.78

PART II: SUMMARY OF CDBG EXPENDITURES

09 DISBURSEMENTS OTHER THAN SECTION 108 REPAYMENTS AND PLANNING/ADMINISTRATION	2,849,407.76
10 ADJUSTMENT TO COMPUTE TOTAL AMOUNT SUBJECT TO LOW/MOD BENEFIT	0.00
11 AMOUNT SUBJECT TO LOW/MOD BENEFIT (LINE 09 + LINE 10)	2,849,407.76
12 DISBURSED IN IDIS FOR PLANNING/ADMINISTRATION	679,418.60
13 DISBURSED IN IDIS FOR SECTION 108 REPAYMENTS	666,464.70
14 ADJUSTMENT TO COMPUTE TOTAL EXPENDITURES	0.00
15 TOTAL EXPENDITURES (SUM, LINES 11-14)	4,195,291.06
16 UNEXPENDED BALANCE (LINE 08 - LINE 15)	9,420,564.72

PART III: LOWMOD BENEFIT THIS REPORTING PERIOD

17 EXPENDED FOR LOW/MOD HOUSING IN SPECIAL AREAS	0.00
18 EXPENDED FOR LOW/MOD MULTI-UNIT HOUSING	0.00
19 DISBURSED FOR OTHER LOW/MOD ACTIVITIES	2,463,045.30
20 ADJUSTMENT TO COMPUTE TOTAL LOW/MOD CREDIT	0.00
21 TOTAL LOW/MOD CREDIT (SUM, LINES 17-20)	2,463,045.30
22 PERCENT LOW/MOD CREDIT (LINE 21/LINE 11)	86.44%

LOW/MOD BENEFIT FOR MULTI-YEAR CERTIFICATIONS

23 PROGRAM YEARS(PY) COVERED IN CERTIFICATION	PY: PY: PY:
24 CUMULATIVE NET EXPENDITURES SUBJECT TO LOW/MOD BENEFIT CALCULATION	0.00
25 CUMULATIVE EXPENDITURES BENEFITING LOW/MOD PERSONS	0.00
26 PERCENT BENEFIT TO LOW/MOD PERSONS (LINE 25/LINE 24)	0.00%

PR 26 - CDBG Financial Summary Report

Grantee
Program Year
Page

BEAVER COUNTY , PA
2008
2 of 2

PART IV: PUBLIC SERVICE (PS) CAP CALCULATIONS

27 DISBURSED IN IDIS FOR PUBLIC SERVICES	182,885.72
28 PS UNLIQUIDATED OBLIGATIONS AT END OF CURRENT PROGRAM YEAR	0.00
29 PS UNLIQUIDATED OBLIGATIONS AT END OF PREVIOUS PROGRAM YEAR	0.00
30 ADJUSTMENT TO COMPUTE TOTAL PS OBLIGATIONS	0.00
31 TOTAL PS OBLIGATIONS (LINE 27 + LINE 28 - LINE 29 + LINE 30)	182,885.72
32 ENTITLEMENT GRANT	3,844,592.00
33 PRIOR YEAR PROGRAM INCOME	270,203.91
34 ADJUSTMENT TO COMPUTE TOTAL SUBJECT TO PS CAP	0.00
35 TOTAL SUBJECT TO PS CAP (SUM, LINES 32-34)	4,114,795.91
36 PERCENT FUNDS OBLIGATED FOR PS ACTIVITIES (LINE 31/LINE 35)	4.44%

PART V: PLANNING AND ADMINISTRATION (PA) CAP

37 DISBURSED IN IDIS FOR PLANNING/ADMINISTRATION	679,418.60
38 PA UNLIQUIDATED OBLIGATIONS AT END OF CURRENT PROGRAM YEAR	0.00
39 PA UNLIQUIDATED OBLIGATIONS AT END OF PREVIOUS PROGRAM YEAR	0.00
40 ADJUSTMENT TO COMPUTE TOTAL PA OBLIGATIONS	0.00
41 TOTAL PA OBLIGATIONS (LINE 37 + LINE 38 - LINE 39 +LINE 40)	679,418.60
42 ENTITLEMENT GRANT	3,844,592.00
43 CURRENT YEAR PROGRAM INCOME	248,569.45
44 ADJUSTMENT TO COMPUTE TOTAL SUBJECT TO PA CAP	0.00
45 TOTAL SUBJECT TO PA CAP (SUM, LINES 42-44)	4,093,161.45
46 PERCENT FUNDS OBLIGATED FOR PA ACTIVITIES (LINE 41/LINE 45)	16.60%

LINE 19 DETAIL: ACTIVITIES INCLUDED IN THE COMPUTATION OF LINE 19

Plan Year	IDIS Project	IDIS Activity	Voucher Number	Activity	Name	Matrix Code	National Objective	Drawn Amount
2002	74	1127	1581295	MERRICK ART GALLERY IMPROVEMENTS		03	LMA	\$15,590.65
2003	69	1212	1589443	MIDLAND RECREATION FACILITY IMPROVEMENTS		03F	LMA	\$37,205.25
			1594865	MIDLAND RECREATION FACILITY IMPROVEMENTS		03F	LMA	\$2,727.00
			1609181	MIDLAND RECREATION FACILITY IMPROVEMENTS		03F	LMA	\$11,311.20
			1614078	MIDLAND RECREATION FACILITY IMPROVEMENTS		03F	LMA	\$4,256.70
	75	1227	1669787	COUNTYWIDE STREETScape PROGRAM		03L	LMA	\$22,807.04
	87	1240	1627019	CENTRAL BUS DIST FREEDOM BORO LIGHTS		03L	LMA	\$1,370.95
2004	20	1255	1602485	BF CARNEGIE FREE LIBRARY EXTERIOR RENO		03E	LMA	\$468.79
			1617773	BF CARNEGIE FREE LIBRARY EXTERIOR RENO		03E	LMA	\$15.00
			1637558	BF CARNEGIE FREE LIBRARY EXTERIOR RENO		03E	LMA	\$1.00
			1651326	BF CARNEGIE FREE LIBRARY EXTERIOR RENO		03E	LMA	\$4,143.42
			1676934	BF CARNEGIE FREE LIBRARY EXTERIOR RENO		03E	LMA	\$15,674.40
			1690388	BF CARNEGIE FREE LIBRARY EXTERIOR RENO		03E	LMA	\$5,835.47
	43	1288	1697549	SBC MULTI-PURPOSE COMMUNITY CENTER		03E	LMA	\$3,500.00
	49	1264	1617773	CONSERVATION HANDICAP RAMP		03	LMC	\$34,431.66
	69	1302	1581295	FREEDOM BOROUGH THIRD AVENUE STREETScape		03L	LMA	\$26,968.75
2005	20	1351	1589443	WATER STORAGE TANK AND PROTECTION		03	LMA	\$7,600.00
			1666553	WATER STORAGE TANK AND PROTECTION		03	LMA	\$964.00
	32	1353	1611526	HOME IMPROVEMENT PROGRAM		14A	LMH	\$232.00
			1617773	HOME IMPROVEMENT PROGRAM		14A	LMH	\$7,059.60
			1619881	HOME IMPROVEMENT PROGRAM		14A	LMH	\$2,495.40
			1627019	HOME IMPROVEMENT PROGRAM		14A	LMH	\$66.50
			1679488	HOME IMPROVEMENT PROGRAM		14A	LMH	\$6,072.00
			1685009	HOME IMPROVEMENT PROGRAM		14A	LMH	\$8,928.00
			1692483	HOME IMPROVEMENT PROGRAM		14A	LMH	\$58.50
			1702240	HOME IMPROVEMENT PROGRAM		14A	LMH	\$9,452.40
			1704936	HOME IMPROVEMENT PROGRAM		14A	LMH	\$10,000.00
	44	1344	1617773	FRISHKORN ROAD BRIDGE REPLACEMENT		03K	LMA	\$28,148.40
			1702240	FRISHKORN ROAD BRIDGE REPLACEMENT		03K	LMA	\$3,217.60
	56	1346	1666553	ROAD RESURFACING		03K	LMA	\$4,328.05
	86	1381	1602485	AMBRIDGE LIBRARY WINDOW REPLACEMENT		03E	LMA	\$468.79
			1699375	AMBRIDGE LIBRARY WINDOW REPLACEMENT		03E	LMA	\$16.00
2006	2	1393	1702240	MEALS ON WHEELS KITCHEN EQUIPMENT		05A	LMC	\$19,954.18
	4	1396	1687328	CDBG PROJECT ENGINEER		03	LMA	\$1,974.50
			1694854	CDBG PROJECT ENGINEER		03	LMA	\$476.50
	20	1412	1594865	AAUD MURPHY BUILDING CLASSROOM RENNOVATI		03E	LMA	\$452.08
			1596984	AAUD MURPHY BUILDING CLASSROOM RENNOVATI		03E	LMA	\$1,060.00
			1679488	AAUD MURPHY BUILDING CLASSROOM RENNOVATI		03E	LMA	\$1,261.12

LINE 19 DETAIL: ACTIVITIES INCLUDED IN THE COMPUTATION OF LINE 19

Plan Year	IDIS Project	IDIS Activity	Voucher Number	Activity	Name	Matrix Code	National Objective	Drawn Amount
			1690388	AAUD MURPHY BUILDING CLASSROOM RENNOVATI		03E	LMA	\$250.00
	21	1413	1604388	ALIQUIPPA SCHOOL DISTRICT CAMPUS ROAD		03K	LMA	\$49,641.76
	22	1414	1690388	ALIQUIPPA WAUGAMAN STREET CULVERT IMPROV		03J	LMA	\$22,198.50
			1699375	ALIQUIPPA WAUGAMAN STREET CULVERT IMPROV		03J	LMA	\$310.00
	25	1417	1627019	AMBRIDGE MUNICIPAL AUTHORITY 12TH ST SAN		03J	LMA	\$6,443.88
	26	1418	1656923	BADEN ROAD PAVING DORTHEA AND RUSSELL		03K	LMA	\$46,529.96
	27	1419	1609181	BEAVER FALLS ROAD PAVING 4TH & 6TH STS		03K	LMA	\$46,000.00
	28	1420	1581295	BEAVER FALLS ROAD PAVING 10TH STREET		03K	LMA	\$300.00
			1604388	BEAVER FALLS ROAD PAVING 10TH STREET		03K	LMA	\$371.95
			1609181	BEAVER FALLS ROAD PAVING 10TH STREET		03K	LMA	\$8,567.52
	29	1421	1609181	BEAVER FALLS ROAD PAVING MARGINAL ALLEY		03K	LMA	\$8,595.34
			1627019	BEAVER FALLS ROAD PAVING MARGINAL ALLEY		03K	LMA	\$1,115.87
			1629666	BEAVER FALLS ROAD PAVING MARGINAL ALLEY		03K	LMA	\$7,018.10
	31	1423	1604388	BIG BEAVER HANDICAP ACCESIBILITY IMPROV.		03G	LMC	\$316.15
			1606965	BIG BEAVER HANDICAP ACCESIBILITY IMPROV.		03G	LMC	\$632.30
			1659048	BIG BEAVER HANDICAP ACCESIBILITY IMPROV.		03G	LMC	\$19,175.65
			1675197	BIG BEAVER HANDICAP ACCESIBILITY IMPROV.		03G	LMC	\$2,095.50
	32	1424	1604388	DARLINGTON BORO THIRD STREET PAVING		03K	LMA	\$426.50
			1606965	DARLINGTON BORO THIRD STREET PAVING		03K	LMA	\$24,319.80
			1617773	DARLINGTON BORO THIRD STREET PAVING		03K	LMA	\$426.50
			1640455	DARLINGTON BORO THIRD STREET PAVING		03K	LMA	\$4,700.20
	34	1426	1581295	EASTVALE STORM WATER CONTROL PROJECT		03J	LMA	\$200.00
			1614078	EASTVALE STORM WATER CONTROL PROJECT		03J	LMA	\$36,009.00
			1627019	EASTVALE STORM WATER CONTROL PROJECT		03J	LMA	\$741.12
	37	1429	1666553	MILDAND COMBINED SEWER IMPROVEMENTS PH 2		03J	LMA	\$1,251.00
			1676934	MILDAND COMBINED SEWER IMPROVEMENTS PH 2		03J	LMA	\$750.98
			1687328	MILDAND COMBINED SEWER IMPROVEMENTS PH 2		03J	LMA	\$750.74
			1707565	MILDAND COMBINED SEWER IMPROVEMENTS PH 2		03J	LMA	\$1,251.24
	40	1432	1627019	NEW BRIGHTON TOWNSEND PARK SIDEWALK REPL		03L	LMA	\$1,119.44
			1629666	NEW BRIGHTON TOWNSEND PARK SIDEWALK REPL		03L	LMA	\$1,814.76
			1637563	NEW BRIGHTON TOWNSEND PARK SIDEWALK REPL		03L	LMA	\$1,511.00
	43	1435	1604388	NSTSA SANITARY SEWER PROJECT		14A	LMH	\$1,680.00
	44	1436	1614078	PULASKI HILLSIDE STABILIZATION PHASE III		03K	LMA	\$31,117.50
			1637558	PULASKI HILLSIDE STABILIZATION PHASE III		03K	LMA	\$1,181.20
	47	1439	1676934	ROCH TWP SA HARMONY AVE SEWER RELOCATION		03J	LMA	\$43,415.10
	48	1440	1640445	VANPORT TOWNSHIP LOCUST STREET PAVING		03K	LMA	\$60,675.92
			1640455	VANPORT TOWNSHIP LOCUST STREET PAVING		03K	LMA	\$1,171.20
	56	1448	1581295	HACB HOME IMPROVEMENT PROGRAM		14A	LMH	\$9,436.40
			1589443	HACB HOME IMPROVEMENT PROGRAM		14A	LMH	\$83.00

LINE 19 DETAIL: ACTIVITIES INCLUDED IN THE COMPUTATION OF LINE 19

Plan Year	IDIS Project	IDIS Activity	Voucher Number	Activity	Name	Matrix Code	National Objective	Drawn Amount
			1602485	HACB HOME IMPROVEMENT PROGRAM		14A	LMH	\$4,348.00
			1604388	HACB HOME IMPROVEMENT PROGRAM		14A	LMH	\$5,652.00
			1611526	HACB HOME IMPROVEMENT PROGRAM		14A	LMH	\$257.50
			1627019	HACB HOME IMPROVEMENT PROGRAM		14A	LMH	\$50.00
			1629684	HACB HOME IMPROVEMENT PROGRAM		14A	LMH	\$3,401.80
			1651326	HACB HOME IMPROVEMENT PROGRAM		14A	LMH	\$636.03
			1653999	HACB HOME IMPROVEMENT PROGRAM		14A	LMH	\$501.97
			1659048	HACB HOME IMPROVEMENT PROGRAM		14A	LMH	\$41.50
			1666553	HACB HOME IMPROVEMENT PROGRAM		14A	LMH	\$4,204.00
			1675197	HACB HOME IMPROVEMENT PROGRAM		14A	LMH	\$4,506.80
			1692483	HACB HOME IMPROVEMENT PROGRAM		14A	LMH	\$6,974.20
			1709230	HACB HOME IMPROVEMENT PROGRAM		14A	LMH	\$83.00
	59	1467	1617773	ALIQUIPPA TYLER YOUTH CENTER		03F	LMA	\$22,791.00
	61	1469	1702240	HOMEMAKER/HOME HEALTH BUILDING ENHANCEME		03B	LMC	\$503.76
	62	1470	1581295	YMCA COMMUNITY PLAYGROUND		03F	LMA	\$4,490.32
			1606965	YMCA COMMUNITY PLAYGROUND		03F	LMA	\$15.00
			1697549	YMCA COMMUNITY PLAYGROUND		03F	LMA	\$39,071.00
			1709230	YMCA COMMUNITY PLAYGROUND		03F	LMA	\$1,122.58
2007	2	1489	1598962	ALIQUIPPA SPRING ST RESURFACING		03K	LMA	\$457.61
			1606965	ALIQUIPPA SPRING ST RESURFACING		03K	LMA	\$3,122.96
			1629666	ALIQUIPPA SPRING ST RESURFACING		03K	LMA	\$34,382.72
			1676934	ALIQUIPPA SPRING ST RESURFACING		03K	LMA	\$8,120.83
	7	1494	1629666	BEAVER FALLS 5TH ST RESURFACING		03K	LMA	\$2,350.00
			1640455	BEAVER FALLS 5TH ST RESURFACING		03K	LMA	\$1,480.00
			1651326	BEAVER FALLS 5TH ST RESURFACING		03K	LMA	\$1,737.00
			1679488	BEAVER FALLS 5TH ST RESURFACING		03K	LMA	\$469.80
	10	1497	1690388	BEAVER FALLS LIBRARY REHABILITATION		03E	LMA	\$7,454.83
			1709230	BEAVER FALLS LIBRARY REHABILITATION		03E	LMA	\$1,129.58
	11	1498	1617773	CONSERVATION DISTRICT ADA		03F	LMC	\$5,582.79
			1627019	CONSERVATION DISTRICT ADA		03F	LMC	\$23,534.48
			1648180	CONSERVATION DISTRICT ADA		03F	LMC	\$24,340.99
	12	1499	1592091	CO-OP LOW INCOME TECHNICAL ASSIST.		18C	LMC	\$16,322.52
	14	1501	1685026	CO-OP REVOLVING LOAN FUND		18A	LMJ	\$7,500.00
	16	1503	1617773	DPW RAT ABATEMENT		05	LMC	\$3,134.98
	17	1504	1653999	DASBV HANDICAPPED ACCESSIBILITY		03	LMC	\$7,146.00
			1679488	DASBV HANDICAPPED ACCESSIBILITY		03	LMC	\$475.46
	18	1505	1697549	FREEDOM 7TH ST EMBANKMENT		03	LMA	\$1,779.63
			1707565	FREEDOM 7TH ST EMBANKMENT		03	LMA	\$533.89
	22	1509	1666553	HOPEWELL MILLER LAN CONSTRUCTION		03K	LMA	\$469.80

LINE 19 DETAIL: ACTIVITIES INCLUDED IN THE COMPUTATION OF LINE 19

Plan Year	IDIS Project	IDIS Activity	Voucher Number	Activity	Name	Matrix Code	National Objective	Drawn Amount
23		1510	1592091	HACB HOMELESS MANAGEMENT INFO SYSTEM		05	LMC	\$4,734.22
			1604388	HACB HOMELESS MANAGEMENT INFO SYSTEM		05	LMC	\$2,677.96
			1642937	HACB HOMELESS MANAGEMENT INFO SYSTEM.		05	LMC	\$4,970.73
			1651326	HACB HOMELESS MANAGEMENT INFO SYSTEM.		05	LMC	\$1,516.09
24		1511	1581295	HACB HOME IMPROVEMENT PROGRAM		14A	LMH	\$10,131.60
			1583690	HACB HOME IMPROVEMENT PROGRAM		14A	LMH	\$5,860.00
			1589443	HACB HOME IMPROVEMENT PROGRAM		14A	LMH	\$4,931.50
			1592091	HACB HOME IMPROVEMENT PROGRAM		14A	LMH	\$12,951.00
			1596984	HACB HOME IMPROVEMENT PROGRAM		14A	LMH	\$11,241.60
			1598962	HACB HOME IMPROVEMENT PROGRAM		14A	LMH	\$9,008.00
			1602485	HACB HOME IMPROVEMENT PROGRAM		14A	LMH	\$7,686.40
			1604388	HACB HOME IMPROVEMENT PROGRAM		14A	LMH	\$17,699.60
			1606965	HACB HOME IMPROVEMENT PROGRAM		14A	LMH	\$5,740.00
			1609181	HACB HOME IMPROVEMENT PROGRAM		14A	LMH	\$15,651.00
			1611526	HACB HOME IMPROVEMENT PROGRAM		14A	LMH	\$9,553.50
			1614078	HACB HOME IMPROVEMENT PROGRAM		14A	LMH	\$13,319.20
			1617773	HACB HOME IMPROVEMENT PROGRAM		14A	LMH	\$32,592.65
			1627019	HACB HOME IMPROVEMENT PROGRAM		14A	LMH	\$12,505.00
			1627037	HACB HOME IMPROVEMENT PROGRAM		14A	LMH	\$4,399.50
			1637563	HACB HOME IMPROVEMENT PROGRAM		14A	LMH	\$6,648.40
			1642937	HACB HOME IMPROVEMENT PROGRAM		14A	LMH	\$3,864.00
			1643706	HACB HOME IMPROVEMENT PROGRAM		14A	LMH	\$3,880.00
			1653999	HACB HOME IMPROVEMENT PROGRAM		14A	LMH	\$7,256.00
			1656923	HACB HOME IMPROVEMENT PROGRAM		14A	LMH	\$5,842.50
1659048	HACB HOME IMPROVEMENT PROGRAM		14A	LMH	\$1,431.76			
25		1512	1627019	HACB ENERGY CONSERVATION PROGRAM		14A	LMH	\$2,124.08
			1629666	HACB ENERGY CONSERVATION PROGRAM		14A	LMH	\$1,495.52
			1646185	HACB ENERGY CONSERVATION PROGRAM		14A	LMH	\$3,079.82
			1659048	HACB ENERGY CONSERVATION PROGRAM		14A	LMH	\$5,214.15
			1676934	HACB ENERGY CONSERVATION PROGRAM		14A	LMH	\$23,220.79
			1690388	HACB ENERGY CONSERVATION PROGRAM		14A	LMH	\$15,363.15
			1709230	HACB ENERGY CONSERVATION PROGRAM		14A	LMH	\$14,895.10
26		1513	1666553	KOPPEL GREEN STREET STORM SEWER		03K	LMA	\$481.12
27		1514	1690388	MIDLAND PAVING PHASE 2		03K	LMA	\$5,540.47
29		1525	1656923	MIDLAND SEWER PLANT IMPROVEMENTS		03J	LMA	\$31,500.00
			1661522	MIDLAND SEWER PLANT IMPROVEMENTS		03J	LMA	\$15,300.00
			1675197	MIDLAND SEWER PLANT IMPROVEMENTS		03J	LMA	\$2,830.72
30		1526	1629666	NEW BRIGHTON TOWNSEND PARK PHASE 2		03L	LMA	\$2,424.40
			1685009	NEW BRIGHTON TOWNSEND PARK PHASE 2		03L	LMA	\$610.00

LINE 19 DETAIL: ACTIVITIES INCLUDED IN THE COMPUTATION OF LINE 19

Plan Year	IDIS Project	IDIS Activity	Voucher Number	Activity	Name	Matrix Code	National Objective	Drawn Amount
	31	1527	1709230	NEW BRIGHTON 5TH AVE SIDEWALKS PH 2		03L	LMA	\$1,107.02
	32	1528	1651326	NEW BRIGHTON LIBRARY RENOVATION		03E	LMA	\$5,368.00
			1666553	NEW BRIGHTON LIBRARY RENOVATION		03E	LMA	\$464.14
			1699375	NEW BRIGHTON LIBRARY RENOVATION		03E	LMA	\$500.00
	35	1531	1606965	ROCHESTER TWP MCLEAN ST PAVING		03K	LMA	\$37,026.23
			1629666	ROCHESTER TWP MCLEAN ST PAVING		03K	LMA	\$2,610.01
	37	1487	1589443	BEAVER COUNTY MAIN STREET NETWORK		19C	LMA	\$11,260.00
	39	1534	1602485	BEAVER COUNTY MINORITY COALITION SET ASI		19C	LMA	\$2,793.57
			1676934	BEAVER COUNTY MINORITY COALITION SET ASI		19C	LMA	\$1,147.38
	40	1485	1589443	EMERGENCY HOME IMPROVEMENT PROGRAM		14A	LMH	\$4,133.00
			1609181	EMERGENCY HOME IMPROVEMENT PROGRAM		14A	LMH	\$595.37
			1634697	EMERGENCY HOME IMPROVEMENT PROGRAM		14A	LMH	\$500.00
			1661522	EMERGENCY HOME IMPROVEMENT PROGRAM		14A	LMH	\$540.00
			1666553	EMERGENCY HOME IMPROVEMENT PROGRAM		14A	LMH	\$699.00
			1681965	EMERGENCY HOME IMPROVEMENT PROGRAM		14A	LMH	\$761.36
			1690388	EMERGENCY HOME IMPROVEMENT PROGRAM		14A	LMH	\$770.00
	42	1546	1589443	FACADE IMPROVEMENT PROGRAM LMA		14E	LMA	\$21,728.86
			1592091	FACADE IMPROVEMENT PROGRAM LMA		14E	LMA	\$27,891.50
			1634697	FACADE IMPROVEMENT PROGRAM LMA		14E	LMA	\$61,150.10
			1687328	FACADE IMPROVEMENT PROGRAM LMA		14E	LMA	\$40,000.00
	43	1538	1690388	COUNTYWIDE STREETScape		03L	LMA	\$141,367.25
	53	1539	1596984	AMBRIDGE 18TH AND PINE RESURFACING		03K	LMA	\$41,994.90
			1627019	AMBRIDGE 18TH AND PINE RESURFACING		03K	LMA	\$7,641.34
	54	1552	1666553	ROOTS RENOVATION PROJECT		03E	LMA	\$486.78
			1690388	ROOTS RENOVATION PROJECT		03E	LMA	\$492.44
2008	2	1560	1661522	Ambridge 18th & Pine Street Improvements		03K	LMA	\$469.80
			1702240	Ambridge 18th & Pine Street Improvements		03K	LMA	\$43,608.75
	5	1572	1679488	Aliquippa Elm Alley Drainage		03J	LMA	\$475.46
	7	1575	1634697	BEAVER FALLS EYE OF THE TIGER		05D	LMC	\$3,300.00
			1648180	BEAVER FALLS EYE OF THE TIGER		05D	LMC	\$1,700.00
			1653999	BEAVER FALLS EYE OF THE TIGER		05D	LMC	\$4,100.00
			1666553	BEAVER FALLS EYE OF THE TIGER		05D	LMC	\$2,750.00
			1676934	BEAVER FALLS EYE OF THE TIGER		05D	LMC	\$3,648.50
			1690388	BEAVER FALLS EYE OF THE TIGER		05D	LMC	\$1,401.50
			1697549	BEAVER FALLS EYE OF THE TIGER		05D	LMC	\$1,325.98
			1707565	BEAVER FALLS EYE OF THE TIGER		05D	LMC	\$1,740.02
	10	1559	1604388	EMERGENCY HOME IMPROVEMENT PROGRAM		14A	LMH	\$3,250.00
			1609181	EMERGENCY HOME IMPROVEMENT PROGRAM		14A	LMH	\$2,400.00
			1614078	EMERGENCY HOME IMPROVEMENT PROGRAM		14A	LMH	\$7,572.00

LINE 19 DETAIL: ACTIVITIES INCLUDED IN THE COMPUTATION OF LINE 19

Plan Year	IDIS Project	IDIS Activity	Voucher Number	Activity	Name	Matrix Code	National Objective	Drawn Amount
			1617773	EMERGENCY HOME IMPROVEMENT PROGRAM		14A	LMH	\$6,263.00
			1619881	EMERGENCY HOME IMPROVEMENT PROGRAM		14A	LMH	\$1,450.00
			1627019	EMERGENCY HOME IMPROVEMENT PROGRAM		14A	LMH	\$4,500.00
			1629666	EMERGENCY HOME IMPROVEMENT PROGRAM		14A	LMH	\$2,000.00
			1629684	EMERGENCY HOME IMPROVEMENT PROGRAM		14A	LMH	\$785.00
			1634700	EMERGENCY HOME IMPROVEMENT PROGRAM		14A	LMH	\$2,200.00
			1637563	EMERGENCY HOME IMPROVEMENT PROGRAM		14A	LMH	\$3,975.00
			1661522	EMERGENCY HOME IMPROVEMENT PROGRAM		14A	LMH	\$5,600.00
			1669787	EMERGENCY HOME IMPROVEMENT PROGRAM		14A	LMH	\$4,519.90
			1675197	EMERGENCY HOME IMPROVEMENT PROGRAM		14A	LMH	\$4,250.00
			1676934	EMERGENCY HOME IMPROVEMENT PROGRAM		14A	LMH	\$6,408.40
			1679488	EMERGENCY HOME IMPROVEMENT PROGRAM		14A	LMH	\$4,731.00
			1681965	EMERGENCY HOME IMPROVEMENT PROGRAM		14A	LMH	\$6,500.00
			1690388	EMERGENCY HOME IMPROVEMENT PROGRAM		14A	LMH	\$1,966.00
			1692483	EMERGENCY HOME IMPROVEMENT PROGRAM		14A	LMH	\$1,100.00
			1697549	EMERGENCY HOME IMPROVEMENT PROGRAM		14A	LMH	\$16.00
			1699375	EMERGENCY HOME IMPROVEMENT PROGRAM		14A	LMH	\$650.00
			1706353	EMERGENCY HOME IMPROVEMENT PROGRAM		14A	LMH	\$4,800.00
			1709230	EMERGENCY HOME IMPROVEMENT PROGRAM		14A	LMH	\$1,850.00
13		1571	1687328	COUNTYWIDE STREETScape		03L	LMA	\$3,072.80
15		1562	1619881	Beaver County Main Street Network		19C	LMA	\$33,270.00
			1629666	Beaver County Main Street Network		19C	LMA	\$11,840.00
			1643706	Beaver County Main Street Network		19C	LMA	\$10,715.00
			1651326	Beaver County Main Street Network		19C	LMA	\$11,840.00
			1663889	Beaver County Main Street Network		19C	LMA	\$10,715.00
			1672301	Beaver County Main Street Network		19C	LMA	\$11,215.00
			1681965	Beaver County Main Street Network		19C	LMA	\$10,715.00
			1694854	Beaver County Main Street Network		19C	LMA	\$11,215.00
			1706353	Beaver County Main Street Network		19C	LMA	\$10,715.00
18		1577	1679494	Conway Roosevelt Waterline Ph 1		03J	LMA	\$469.80
19		1598	1651326	CO-OP OVR NEW HIRE ADMINISTRATION		05H	LMC	\$50,000.00
20		1597	1663889	CO-OP LOW INCOME TECHNICAL ASSISTANCE		18C	LMC	\$6,313.71
			1697549	CO-OP LOW INCOME TECHNICAL ASSISTANCE		18C	LMC	\$10,878.54
			1699375	CO-OP LOW INCOME TECHNICAL ASSISTANCE		18C	LMC	\$9,930.72
26		1600	1627019	GENEVA AFTER SCHOOL ENRICHMENT		05D	LMC	\$33,041.00
			1679488	GENEVA AFTER SCHOOL ENRICHMENT		05D	LMC	\$32,959.00
28		1563	1619881	HACB HOME IMPROVEMENT PROGRAM		14A	LMH	\$31,171.31
			1634697	HACB HOME IMPROVEMENT PROGRAM		14A	LMH	\$27,994.70
			1646185	HACB HOME IMPROVEMENT PROGRAM		14A	LMH	\$22,978.57

LINE 19 DETAIL: ACTIVITIES INCLUDED IN THE COMPUTATION OF LINE 19

Plan Year	IDIS Project	IDIS Activity	Voucher Number	Activity	Name	Matrix Code	National Objective	Drawn Amount
			1651326	HACB HOME IMPROVEMENT PROGRAM		14A	LMH	\$4,800.00
			1653999	HACB HOME IMPROVEMENT PROGRAM		14A	LMH	\$16,631.98
			1659048	HACB HOME IMPROVEMENT PROGRAM		14A	LMH	\$1,200.00
			1666553	HACB HOME IMPROVEMENT PROGRAM		14A	LMH	\$667.00
			1669787	HACB HOME IMPROVEMENT PROGRAM		14A	LMH	\$6,479.78
			1672301	HACB HOME IMPROVEMENT PROGRAM		14A	LMH	\$8,780.53
			1675197	HACB HOME IMPROVEMENT PROGRAM		14A	LMH	\$150.00
			1681965	HACB HOME IMPROVEMENT PROGRAM		14A	LMH	\$20,172.31
			1685009	HACB HOME IMPROVEMENT PROGRAM		14A	LMH	\$12,907.20
			1687328	HACB HOME IMPROVEMENT PROGRAM		14A	LMH	\$10,964.00
			1690388	HACB HOME IMPROVEMENT PROGRAM		14A	LMH	\$6,881.60
			1692483	HACB HOME IMPROVEMENT PROGRAM		14A	LMH	\$5,880.50
			1697549	HACB HOME IMPROVEMENT PROGRAM		14A	LMH	\$31,845.40
			1702240	HACB HOME IMPROVEMENT PROGRAM		14A	LMH	\$10,995.72
			1704936	HACB HOME IMPROVEMENT PROGRAM		14A	LMH	\$21,007.07
			1706353	HACB HOME IMPROVEMENT PROGRAM		14A	LMH	\$15,312.56
			1707565	HACB HOME IMPROVEMENT PROGRAM		14A	LMH	\$15,153.27
			1709230	HACB HOME IMPROVEMENT PROGRAM		14A	LMH	\$12,904.28
	30	1567	1675197	JTBC ENTRPRENEUR EDUCATION		18C	LMC	\$4,607.00
	33	1584	1676934	Monaca Curb Ramp Installation		03L	LMC	\$2,392.67
			1687328	Monaca Curb Ramp Installation		03L	LMC	\$2,392.67
			1704936	Monaca Curb Ramp Installation		03L	LMC	\$469.80
	39	1596	1629666	Rodent Control Abatement		05	LMC	\$2,419.07
			1640445	Rodent Control Abatement		05	LMC	\$2,070.42
			1685009	Rodent Control Abatement		05	LMC	\$1,424.58
			1694854	Rodent Control Abatement		05	LMC	\$962.10
			1699375	Rodent Control Abatement		05	LMC	\$1,561.54
			1709230	Rodent Control Abatement		05	LMC	\$1,493.85
	40	1590	1709230	W Mayfield Patterson Ave Storm Swrs Ph 2		03J	LMA	\$597.85
							Total	\$2,463,045.30

FINANCIAL SUMMARY ATTACHMENT

A. PROGRAM INCOME: (Line 5 & 43)

1. Total Program Income to Revolving Funds: \$7,500.00

2. Float-Funded Activities: None

3. Other Program Income:

\$54,890.13	Quarterly Reimbursement
\$125.00	Bidders
\$54,625.71	Quarterly Reimbursement
\$175.00	Bidders
\$53,280.76	Quarterly Reimbursement
\$7,500.00	Satisfaction
\$3,979.12	Bidders
\$260.00	Bidders
\$15.90	Refund
\$100.00	Refund
\$66,092.83	Quarterly Reimbursement
\$25.00	Refund

4. Income from Sale of Property: None

B. PRIOR YEAR ADJUSTMENTS: (Line 07 & 44)

1. None

C. LOANS AND OTHER RECEIVABLES:

1. Float-Funded Activities: None

2a. Corporation for Owner Operator Projects:

Loans Outstanding	-	13
Principal Due	-	\$47,926.61

2b. Housing Authority of Beaver County:

Single-Unit Housing Rehab - Deferred Loans:

Loans Outstanding	-	220
Principal Balance	-	\$2,953,150.54

Terms: 6 year deferral

1 st and 2 nd year	-----	100%
3 rd year	-----	80%
4 th year	-----	60%
5 th year	-----	40%
6 th year	-----	20%

3. Loans that have gone into default:

Loans in Default	-	None
Amount	-	None

4. Parcels of Property: None

5. Lump Sum Drawdown Agreement: None

D. RECONCILIATION OF LINE(S) OF CREDIT (LOC) AND CASH BALANCES TO UNEXPENDED BALANCE OF CDBG FUNDS SHOWN ON CAPER

Complete the following worksheet and submit with the attachment:

UNEXPENDED BALANCE SHOWN ON CAPER 9,420,564.72
(Line 16 of PR 26)

RECONCILIATION: (For the items listed below, use amounts recorded as of close-of-business on the last day of this CAPER reporting period.)

ADD: +
Loc balance(s) 4,351,691.10

Cash on Hand:

Grantee Program Accounts 3,457,941.68

Subrecipients Program Accounts -0-

Revolving Funds Cash Balances 12,584.74

Section 108 cash balances 1,712,607.44

SUBTRACT:

Grantee CDBG Program Liabilities
(include any reimbursement due to the Grantee from program funds) (66,333.63)*

Subrecipient CDBG Program Liabilities
(Same instructions as above) (47,926.61)*

TOTAL RECONCILING BALANCE: 9,420,564.72

UNRECONCILED DIFFERENCE (between Total Reconciling Balance and Unexpended Balance):
(Explain below) -0-

* When grantees or subrecipients operate their programs on a reimbursement basis, any amounts due to the grantees or subrecipients should be included in the Program Liabilities.

E. CALCULATION OF BALANCE OF UNPROGRAMMED FUNDS

Amount of funds available during the reporting period (from Line 8 of PR 26)	<u>13,615,855.78</u>
Add: Income expected but not yet realized**	<u>100,000.00</u>
SUBTOTAL	<u>13,715,855.78</u>
Less: Total budgeted amount	<u>(8,039,883.06)</u>
UNPROGRAMMED BALANCE	<u>5,675,972.72</u>

** This amount should reflect any income considered as a resource in the final statement (and any amendments) for the period covered by this report, as well as that identified in prior final statements (including any amendments), that was expected to be received as of the end of the reporting period but had not yet been received, e.g., program income or Section 108 proceeds not yet received from an approved 108 loan.

Barriers to Affordable Housing Chart

FY 2008

Barrier	Planned Action for FY 2008	Action Taken in FY 2008
There is an overwhelming demand for housing rehabilitation grants by lower income homeowners	The County will allocate \$865,000 for Home Improvement, Emergency Home Improvement, and the Weatherization programs to perform rehabilitation, weatherization and emergency repairs on 103 single family owner-occupied housing units.	\$721,789 was spent in CDBG funds to rehabilitate 45 homes, weatherize 59 homes and complete emergency repairs on 40 homes. A total of 144 housing units were addressed.
Renter households often have difficulty purchasing a home	The County will allocate \$174,527 in Act 137 funds and \$5,473 in ADDI funds to finance homebuyer assistance activities for 32 homebuyers	\$ 10,500 in ADDI funds was spent for counseling, down payment and \$123,741 in Act 137 funds was spent to provide counseling, down payment and closing costs for 13 homebuyers. A total of \$137,241 in federal and non-federal funds were spent.
Formal interaction between housing groups and agencies in underdeveloped	The Beaver County Housing and Homeless Coalition will continue to facilitate interaction among housing groups and agencies.	The number of housing groups and agencies making up the Housing and Homeless Coalition was increased by 3 for a total of 41.
The supply of handicapped housing appears to be inadequate	<ol style="list-style-type: none"> 1. Housing Authority of Beaver County will construct 10 units of public housing units accessible to persons with disabilities. 2. The County will utilize \$100,000 in PAHP Grant funds to assist 16 low income homeowners with disabilities in making their homes accessible. 3. Five units of a HOME funded project (Villa St. Joseph) will be accessible to persons with disabilities. 	<ol style="list-style-type: none"> 1. The Housing Authority has completed 15 new and substantially rehabilitated units of family housing accessible to persons with disabilities. 4 are under construction. 2. The County spent \$12,123 in Pennsylvania Accessible Housing Program funds to make the homes of 2 low income persons with disabilities accessible. 3. No units were completed with HOME funds that are accessible to persons with disabilities.
Fair Market Rents are not affordable to LMI households	The County will continue to encourage the development of subsidized affordable rental units.	4 units of affordable housing were completed. 3 single family homes are being rehabilitated into affordable units. In addition, 13 new household was assisted with tenant-based rental assistance.
Potential LMI households lack the skills and creditworthiness to become homebuyers	Through the First-Time Homebuyer Program, the County will facilitate the provision of a homebuyer preparation course which will focus on issues such as financial management, home maintenance and repairs, property taxes and insurance.	Along with the education class that covers the topics of financial management, home maintenance and repairs, property taxes and insurance, a housing case manager was contracted with to help facilitate these services for potential and current homebuyers.

HOME Match Report

U.S. Department of Housing and Urban Development
Office of Community Planning and Development

OMB Approval No. 2506-0171
(exp. 05/31/2007)

Part 1 Participant Identification			Match Contribution for Federal Fiscal Year (YYYY) 2008	
1. Participant No. (assigned by HUD) M-UC-08-04-0504	2. Name of Participating Jurisdiction Beaver County, Pennsylvania		3. Name of Contact (person completing this report) Cathy Smith	
5. Street Address of the Participating Jurisdiction 1013 Eighth Avenue			4. Contact's Phone Number (include area code) 724-847-3889	
6. City Beaver Falls	7. State Pennsylvania	8. Zip Code 15010		

Part II Fiscal Year Summary		
1. Excess Match from prior Federal fiscal year	714,799.78	
2. Match contributed during current Federal fiscal year (see Part III.9.)	279,250.26	
3. Total Match available for current Federal Fiscal year (line 1 + line 2)		994,050.04
4. Match liability for current Federal fiscal year		228,858.74
5. Excess match carried over to next Federal fiscal year (line 3 minus line 4)		765,191.30

Part III Match Contribution for the Federal Fiscal Year								
1. Project No. or Other ID	2. Date of Contribution (mm/dd/yyyy)	3. Cash (non-Federal Sources)	4. Foregone Taxes, Fees, Charges	5. Appraised Land/Real Property	6. Required Infrastructure	7. Site Preparation, Construction Materials, Donated labor	8. Bond Financing	9. Total Match
Homeless Officer	10/8/2008	5,000.00						5,000.00
1st Time Homebuyer	10/15/2008	3,330.00						3,330.00
1st Time Homebuyer	11/12/2008	4,999.70						4,999.70
TBRA	11/8/2008	3,330.00						3,330.00
Mayfield Manor	12/10/2008	3,330.00						3,330.00
TBRA	1/15/2009	3,330.00						3,330.00
Homeless Officer	1/21/2009	8,500.00						8,500.00
1st Time Homebuyer	2/25/2009	3,330.00						3,330.00
1st Time Homebuyer	3/18/2009	3,330.00						3,330.00
1st Time Homebuyer	3/18/2009	1,156.48						1,156.48
TBRA	4/1/2009	5,000.00						5,000.00
Homeless Officer	4/7/2009	3,608.24						3,608.24
Homeless Officer	4/22/2009	8,908.00						8,908.00
1st Time Homebuyer	4/22/2009	1,083.77						1,083.77
1st Time Homebuyer	4/29/2009	183.00						183.00
1st Time Homebuyer	4/29/2009	4,000.00						4,000.00
TBRA	4/29/2009	3,330.00						3,330.00
TBRA	5/6/2009	10,000.00						10,000.00
Mayfield Manor	5/6/2009	3,160.00						3,160.00
1st Time Homebuyer	5/13/2009	3,330.00						3,330.00
1st Time Homebuyer	5/19/2009	856.10						856.10

HOME Match Report

U.S. Department of Housing and Urban Development
Office of Community Planning and Development

OMB Approval No. 2506-0171
(exp. 05/31/2007)

Name of the Participating Jurisdiction Beaver County, Pennsylvania	Federal Fiscal Year (yyyy) 2008
--	---

Homeless Officer	5/20/2009	8,504.00						8,504.00
10 Yr End Homeless	5/26/2009	31,843.72						31,843.72
1st Time Homebuyer	6/10/2009	481.72						481.72
TBRA	6/17/2009	3,333.00						3,333.00
TBRA	6/17/2009	315.86						315.86
Homeless Officer	6/17/2009	8,711.71						8,711.71
Mayfield Manor	6/17/2009	4,388.00						4,388.00
1st Time Homebuyer	6/17/2009	4,000.00						4,000.00
TBRA	6/24/2009	689.12						689.12
Homeless Officer	6/30/2009	3,578.40						3,578.40
Mayfield Manor	6/30/2009	4,000.00						4,000.00
1st Time Homebuyer	7/14/2009	41.50						41.50
1st Time Homebuyer	7/14/2009	4,153.60						4,153.60
1st Time Homebuyer	7/14/2009	3,333.00						3,333.00
Homeless Officer	7/23/2009	909.01						909.01
TBRA	7/23/2009	4,768.00						4,768.00
Mayfield Manor	8/12/2009	786.35						786.35
Mayfield Manor	8/12/2009	1,005.46						1,005.46
Homeless Officer	8/19/2009	83.01						83.01
1st Time Homebuyer	8/19/2009	3,333.00						3,333.00
Homeless Officer	8/19/2009	4,800.00						4,800.00
Mayfield Manor	8/21/2009	4,597.14						4,597.14
Homeless Officer	9/2/2009	4,800.00						4,800.00
1st Time Homebuyer	9/2/2009	41.50						41.50
TBRA	9/9/2009	9,518.04						9,518.04
TBRA	9/23/2009	4,866.06						4,866.06
Homeless Officer	9/23/2009	140.77						140.77
TBRA	9/23/2009	3,333.00						3,333.00
1st Time Homebuyer	9/23/2009	4,800.00						4,800.00
1st Time Homebuyer	9/23/2009	9,000.00						9,000.00
1st Time Homebuyer	4/15/2009	50,000.00						50,000.00
Homeless Officer	6/9/2009	12,000.00						12,000.00
	6/11/2009	8,500.00						8,500.00
	4/7/2009	10,000.00						10,000.00
TOTAL		297,750.26						279,250.26

Contract and Subcontract Activity

U.S. Department of Housing and Urban Development

OMB Approval No.: 2577-0088 (exp. 06/30/2004)
2502-0355 (exp. 10/31/2004)

Public Reporting Burden for this collection of information is estimated to average .50 hours per response, including the time for reviewing instructions, searching existing data sources, gathering and maintaining the data needed, and completing and reviewing the collection of information. This information is voluntary. HUD may not collect this information, and you are not required to complete this form, unless it displays a currently valid OMB Control Number.

Executive Order 12421 dated July 14, 1983, directs the Minority Business Development Plans shall be developed by each Federal Agency and that these annual plans shall establish minority business development objectives. The information is used by HUD to monitor and evaluate MBE activities against the total program activity and the designated minority business enterprise (MBE) goals. The Department requires the information to provide guidance and oversight for programs for the development of minority business enterprise concerning Minority Business Development. If the information is not collected HUD would not be able to establish meaningful MBE goals nor evaluate MBE performance against these goals. While no assurances of confidentiality is pledged to respondents, HUD generally discloses this data only in response to a Freedom of Information request.

Privacy Act Notice - The United States Department of Housing and Urban Development, Federal Housing Administration, is authorized to solicit the information requested in this form by virtue of Title 12, United States Code, Section 1701 et seq., and regulations promulgated thereunder at Title 12, Code of Federal Regulations. It will not be disclosed or released outside the United States Department of Housing and Urban Development without your consent, except as required or permitted by law.

1. Grantee/Project Owner/Developer/Sponsor/Builder/Agency County of Beaver	Check if: PHA <input type="checkbox"/> IHA <input type="checkbox"/>	2. Location (City, State, ZIP Code) 1013 Eighth Avenue, Beaver Falls, PA 15010
--	---	--

3a. Name of Contact Person Lisa E. Signore, Director	3b. Phone Number (Including Area Code) (724) 847-3889	4. Reporting Period <input checked="" type="checkbox"/> Oct. 1 - Sept. 30 (Annual-FY)	5. Program Code (Not applicable for CPD programs.) See explanation of codes at bottom of page. Use a separate sheet for each program code.	6. Date Submitted to Field Office 11/13/2009
--	---	--	--	--

Grant/Project Number or HUD Case Number or other identification of property, subdivision, dwelling unit, etc. 7a.	Amount of Contract or Subcontract 7b.	Type of Trade Code (See below) 7c.	Contractor or Subcontractor Business Racial/Ethnic Code (See below) 7d.	Woman Owned Business (Yes or No) 7e.	Prime Contractor Identification (ID) Number 7f.	Sec. 3 7g.	Subcontractor Identification (ID) Number 7h.	Sec. 3 7i.	Contractor/Subcontractor Name and Address 7j.				
									Name	Street	City	State	Zip Code
B-08-UC-42-0102	44,800	0	1	N	20-2391626	N			Dressler Excavating, 200 Woodlands Rd, Evans City, PA 16033				
B-08-UC-42-0102	32,820	1	1	Y	23-2872365	N			Youngblood Paving, Route 18 P.O., Youngblood ox 2143, Wampum, PA 16157				
B-08-UC-42-0102	44,387	1	1	N	25-1569064	N			Joe Palmieri Construction, Inc, 200 Sunnyhill Dr, Pittsburgh, PA 15237				
B-08-UC-42-0102	60,392	1	1	N	25-1367237	N			Folino Construction Inc.,P.O. Box 111, Oakmont, PA 15139				
B-08-UC-42-0102	3,408	6	1	N	25-1868365	N			R.A.R. Engineering Group,Inc.,1135 Butler Ave, New Castle, PA 16101				
B-07-UC-42-0102	6,738	6	1	N	25-1496249	N			Lennon, Smith & Souleret Engineering, Inc, 846 4th Ave, Coraopolis, PA 15108				
B-08-UC-42-0102	5,982	6	1	N	25-1354539	N			Widmer Engineering, Inc, 806 Lincoln Place, Beaver Falls, PA 15010				
B-08-UC-42-0102	33,625	1	1	N	25-1569064	N			Joe Palmieri Construction, Inc, 200 Sunnyhill Dr, Pittsburgh, PA 15237				
B-08-UC-42-0102	29,423	6	1	Y	23-2882856	N			Klavon Design & Assc, 915 Penn Ave, Suite 1005, Pittsburgh, PA 15222				

CPD:
 1 = New Construction
 2 = Education/Training
 3 = Other

7c: Type of Trade Codes:
Housing/Public Housing:
 1 = New Construction
 2 = Substantial Rehab.
 3 = Repair
 4 = Service
 5 = Project Mangt.
 6 = Professional
 7 = Tenant Services
 8 = Education/Training
 9 = Arch./Engrg. Appraisal
 0 = Other

7d: Racial/Ethnic Codes:
 1 = White Americans
 2 = Black Americans
 3 = Native Americans
 4 = Hispanic Americans
 5 = Asian/Pacific Americans
 6 = Hasidic Jews

5: Program Codes (Complete for Housing and Public and Indian Housing programs only):
 1 = All insured, including Section 8
 2 = Flexible Subsidy
 3 = Section 8 Noninsured, Non-HFDA
 4 = Insured (Management)
 5 = Section 202
 6 = HUD-Held (Management)
 7 = Public/Indian Housing

Contract and Subcontract Activity

U.S. Department of Housing and Urban Development

OMB Approval No.: 2577-0088 (exp. 06/30/2004)
2502-0355 (exp. 10/31/2004)

Public Reporting Burden for this collection of information is estimated to average .50 hours per response, including the time for reviewing instructions, searching existing data sources, gathering and maintaining the data needed, and completing and reviewing the collection of information. This information is voluntary. HUD may not collect this information, and you are not required to complete this form, unless it displays a currently valid OMB Control Number.

Executive Order 12421 dated July 14, 1983, directs the Minority Business Development Plans shall be developed by each Federal Agency and that these annual plans shall establish minority business development objectives. The information is used by HUD to monitor and evaluate MBE activities against the total program activity and the designated minority business enterprise (MBE) goals. The Department requires the information to provide guidance and oversight for programs for the development of minority business enterprise concerning Minority Business Development. If the information is not collected HUD would not be able to establish meaningful MBE goals nor evaluate MBE performance against these goals. While no assurances of confidentiality is pledged to respondents, HUD generally discloses this data only in response to a Freedom of Information request.

Privacy Act Notice - The United States Department of Housing and Urban Development, Federal Housing Administration, is authorized to solicit the information requested in this form by virtue of Title 12, United States Code, Section 1701 et seq., and regulations promulgated thereunder at Title 12, Code of Federal Regulations. It will not be disclosed or released outside the United States Department of Housing and Urban Development without your consent, except as required or permitted by law.

1. Grantee/Project Owner/Developer/Sponsor/Builder/Agency County of Beaver	Check if: PHA <input type="checkbox"/> IHA <input type="checkbox"/>	2. Location (City, State, ZIP Code) 1013 Eighth Avenue, Beaver Falls, PA 15010
--	---	--

3a. Name of Contact Person Lisa E. Signore, Director	3b. Phone Number (Including Area Code) (724) 847-3889	4. Reporting Period <input checked="" type="checkbox"/> Oct. 1 - Sept. 30 (Annual-FY)	5. Program Code (Not applicable for CPD programs.) See explanation of codes at bottom of page. Use a separate sheet for each program code.	6. Date Submitted to Field Office 11/13/2009
--	---	--	--	--

Grant/Project Number or HUD Case Number or other identification of property, subdivision, dwelling unit, etc. 7a.	Amount of Contract or Subcontract 7b.	Type of Trade Code (See below) 7c.	Contractor or Subcontractor Business Racial/Ethnic Code (See below) 7d.	Woman Owned Business (Yes or No) 7e.	Prime Contractor Identification (ID) Number 7f.	Sec. 3 7g.	Subcontractor Identification (ID) Number 7h.	Sec. 3 7i.	Contractor/Subcontractor Name and Address 7j.				
									Name	Street	City	State	Zip Code
B-07-UC-42-0102	109,964	0	1	N	26-0601539	N			Maverick Contracting, Inc., 7716 Depot Rd, Unit #1, Lisbon, OH 44432				
B-07-UC-42-0102	3,500	6	1	Y	51-0570247	N			Gerard Associates Architects, 401 Wood St, 1601 Arrott Bldg, Pittsburgh, PA 15222				
B-07-UC-42-0102	8,898	6	1	N	25-1354539	N			Widmer Engineering, Inc, 806 Lincoln Place, Beaver Falls, PA 15010				
B-06-UC-42-0102	22,791	1	1	N	25-1444446	N			Glendenning, R. L. Roofing, 1081 3rd St., P.O. Box 110, N. Versailles, PA 15137				
B-06-UC-42-0102	5,004	6	1	N	25-1354539	N			Widmer Engineering, Inc, 806 Lincoln Place, Beaver Falls, PA 15010				
B-07-UC-42-0102	28,512	1	1	N	25-1344777	N			Martino Inc., 425 Railroad St., Rochester, PA 15074				
B-07-UC-42-0102	8,844	1	1	N	32-0051224	N			Electrical Assoc. Inc., 938 Fourth Ave., Coraopolis, PA 15108				
B-05-UC-42-0102	90,198	1	1	N	25-1506222	N			Hausler Roofing Inc., 3212 Smallman St, Pittsburgh, PA 15201				
B-08-UC-42-0102	91,327	1	1	N	25-1882556	N			Mortimers Excavating Inc., 523 Lampin Rd., Pulaski, PA 16143				

CPD: 1 = New Construction 2 = Education/Training 3 = Other 7c: Type of Trade Codes: Housing/Public Housing: 1 = New Construction 2 = Substantial Rehab. 3 = Repair 4 = Service 5 = Project Mangt. 6 = Professional 7 = Tenant Services 8 = Education/Training 9 = Arch./Engrg. Appraisal 0 = Other	7d: Racial/Ethnic Codes: 1 = White Americans 2 = Black Americans 3 = Native Americans 4 = Hispanic Americans 5 = Asian/Pacific Americans 6 = Hasidic Jews	5: Program Codes (Complete for Housing and Public and Indian Housing programs only): 1 = All Insured, including Section 8 2 = Flexible Subsidy 3 = Section 8 Noninsured, Non-HFDA 4 = Insured (Management) 5 = Section 202 6 = HUD-Held (Management) 7 = Public/Indian Housing
--	--	--

Contract and Subcontract Activity

U.S. Department of Housing and Urban Development

OMB Approval No.: 2535-0117 (exp. 11/30/2009)

Public Reporting Burden for this collection of information is estimated to average .50 hours per response, including the time for reviewing instructions, searching existing data sources, gathering and maintaining the data needed, and completing and reviewing the collection of information. This information is voluntary. HUD may not collect this information, and you are not required to complete this form, unless it displays a currently valid OMB Control Number.

Executive Order 12421 dated July 14, 1983, directs the Minority Business Development Plans shall be developed by each Federal Agency and that these annual plans shall establish minority business development objectives. The information is used by HUD to monitor and evaluate MBE activities against the total program activity and the designated minority business enterprise (MBE) goals. The Department requires the information to provide guidance and oversight for programs for the development of minority business enterprise concerning Minority Business Development. If the information is not collected HUD would not be able to establish meaningful MBE goals nor evaluate MBE performance against these goals. While no assurances of confidentiality is pledged to respondents, HUD generally discloses this data only in response to a Freedom of Information request.

Privacy Act Notice - The United States Department of Housing and Urban Development, Federal Housing Administration, is authorized to solicit the information requested in this form by virtue of Title 12, United States Code, Section 1701 et seq., and regulations promulgated thereunder at Title 12, Code of Federal Regulations. It will not be disclosed or released outside the United States Department of Housing and Urban Development without your consent, except as required or permitted by law.

1. Grantee/Project Owner/Developer/Sponsor/Builder/Agency County of Beaver	Check if: PHA <input type="checkbox"/> IHA <input type="checkbox"/>	2. Location (City, State, ZIP Code) 1013 Eighth Avenue, Beaver Falls, PA 15010
--	---	--

3a. Name of Contact Person Lisa E. Signore, Director	3b. Phone Number (Including Area Code) (724) 847-3889	4. Reporting Period <input checked="" type="checkbox"/> Oct. 1 - Sept. 30 (Annual-FY)	5. Program Code (Not applicable for CPD programs.) See explanation of codes at bottom of page. Use a separate sheet for each program code.	6. Date Submitted to Field Office 11/13/2009
--	---	---	---	--

Grant/Project Number or HUD Case Number or other identification of property, subdivision, dwelling unit, etc. 7a.	Amount of Contract or Subcontract 7b.	Type of Trade Code (See below) 7c.	Contractor or Subcontractor Business Racial/Ethnic Code (See below) 7d.	Woman Owned Business (Yes or No) 7e.	Prime Contractor Identification (ID) Number 7f.	Sec. 3 7g.	Subcontractor Identification (ID) Number 7h.	Sec. 3 7i.	Contractor/Subcontractor Name and Address 7j.				
									Name	Street	City	State	Zip Code
B-07-UC-42-0102	21,550	2	I	N	25-1780542	N			Giordano Construction	3018 Nashua Road	New Castle	PA	16101
B-07-UC-42-0102	9,704	2	1	N	375-17-6050	N			Covenant Home Improvement	6269 Tuscarawas Road	Industry	PA	15052
B-07-UC-42-0102	58,597	2	1	N	76-0726564	N			Tim Curry Construction	2016 Barclay Hill Road	Beaver	PA	15009
B-07-UC-42-0102	70,650	2	1	N	167-54-9916	N			Mike Fitzpatrick Contracting LLC	848 Ridge Road	Ambridge	PA	15006
B-07-UC-42-0102	1,643	2	1	N	25-1268902	N			Weaver Canvas & Vinyl Products	1108 Mercer Road	Beaver Falls	PA	15010
B-07-UC-42-0102	35,000	2	1	N	34-1534797	N			Smith General Contracting	117 Salem Church Road	Midland	PA	15059
B-07-UC-42-0102	36,342	2	1	N	25-1515676	N			Tim Cassidy Construction	424 Merchant Street	Ambridge	PA	15003
B-08-UC-42-0102	40,000	9	1	N	25-1818310	N			Hancock Architecture	390 Pinney Street	Rochester	PA	15074
B-08-UC-42-0102	10,000	9	1	N	20-5461170	N			Sipp-Tepe Architects, LLC	11524 Market Street	North Lima	OH	44452

- | | | |
|---|--|--|
| CPD:
1 = New Construction
2 = Education/Training
3 = Other

7c: Type of Trade Codes:
Housing/Public Housing:
1 = New Construction
2 = Substantial Rehab.
3 = Repair
4 = Service
5 = Project Managt.
6 = Professional
7 = Tenant Services
8 = Education/Training
9 = Arch./Engrg. Appraisal
0 = Other | 7d: Racial/Ethnic Codes:
1 = White Americans
2 = Black Americans
3 = Native Americans
4 = Hispanic Americans
5 = Asian/Pacific Americans
6 = Hasidic Jews | 5: Program Codes (Complete for Housing and Public and Indian Housing programs only):
1 = All insured, including Section 8
2 = Flexible Subsidy
3 = Section 8 Noninsured, Non-HFDA
4 = Insured (Management)
5 = Section 202
6 = HUD-Held (Management)
7 = Public/Indian Housing |
|---|--|--|

Contract and Subcontract Activity

U.S. Department of Housing and Urban Development

OMB Approval No.: 2535-0117 (exp. 11/30/2009)

Public Reporting Burden for this collection of information is estimated to average .50 hours per response, including the time for reviewing instructions, searching existing data sources, gathering and maintaining the data needed, and completing and reviewing the collection of information. This information is voluntary. HUD may not collect this information, and you are not required to complete this form, unless it displays a currently valid OMB Control Number.

Executive Order 12421 dated July 14, 1983, directs the Minority Business Development Plans shall be developed by each Federal Agency and that these annual plans shall establish minority business development objectives. The information is used by HUD to monitor and evaluate MBE activities against the total program activity and the designated minority business enterprise (MBE) goals. The Department requires the information to provide guidance and oversight for programs for the development of minority business enterprise concerning Minority Business Development. If the information is not collected HUD would not be able to establish meaningful MBE goals nor evaluate MBE performance against these goals. While no assurances of confidentiality is pledged to respondents, HUD generally discloses this data only in response to a Freedom of Information request.

Privacy Act Notice - The United States Department of Housing and Urban Development, Federal Housing Administration, is authorized to solicit the information requested in this form by virtue of Title 12, United States Code, Section 1701 et seq., and regulations promulgated thereunder at Title 12, Code of Federal Regulations. It will not be disclosed or released outside the United States Department of Housing and Urban Development without your consent, except as required or permitted by law.

1. Grantee/Project Owner/Developer/Sponsor/Builder/Agency County of Beaver	Check if: PHA <input type="checkbox"/> IHA <input type="checkbox"/>	2. Location (City, State, ZIP Code) 1013 Eighth Avenue, Beaver Falls, PA 15010
--	---	--

3a. Name of Contact Person Lisa E. Signore, Director	3b. Phone Number (Including Area Code) (724) 847-3889	4. Reporting Period <input checked="" type="checkbox"/> Oct. 1 - Sept. 30 (Annual-FY)	5. Program Code (Not applicable for CPD programs.) See explanation of codes at bottom of page. Use a separate sheet for each program code.	6. Date Submitted to Field Office 11/13/2009
--	---	--	--	--

7a. Grant/Project Number or HUD Case Number or other identification of property, subdivision, dwelling unit, etc.	7b. Amount of Contract or Subcontract	7c. Type of Trade Code (See below)	7d. Contractor or Subcontractor Business Racial/Ethnic Code (See below)	7e. Woman Owned Business (Yes or No)	7f. Prime Contractor Identification (ID) Number	7g. Sec. 3	7h. Subcontractor Identification (ID) Number	7i. Sec. 3	7j. Contractor/Subcontractor Name and Address				
									Name	Street	City	State	Zip Code
B-06-UC-42-0102	19,655	1	1	N	25-1212861	N			Mahoning Builders of New Castle, 110 W Claton St, New Castle, PA 16102				
B-06-UC-42-0102	71,713	1	1	N	25-1367237	N			A Folino Construction Inc, P O Box 11, Oakmont, PA 15139				
B-07-UC-42-0102	38,203	1	1	N	23-2872365	N			Youngblood Paving Inc, 2516 State Route 18, Wampum, PA 16157				
B-06-UC-42-0102	44,357	1	1	N	25-1316177	N			Pete Jeffrey Assoc Inc, 897 Route 910, Indianola, PA 15051				
B-04-UC-42-0102	32,183	1	1	N	25-1506222	N			Hausler Roofing, 3212 Smallman St, Pittsburgh, PA 15201				
B-07-UC-42-0102	35,198	1	1	N	25-1588890	N			Mark Mashuda Excavating Inc, 113 Lakeland Rd, Mars, PA 15046				
B-07-UC-42-0102	78,843	1	1	N	23-2872365	N			Youngblood Paving Inc, 2516 State Route 18, Wampum, PA 16157				
B-07-UC-42-0102	50,966	1	1	N	77-0675866	N			East Coast Paving & Seal Coating Inc, 208 Third St, Mars PA 16102				
B-07-UC-42-0102	38,328	1	1	N	25-1344777	N			Martino Inc, 425 Railroad St, Rochester, PA 15074				

- | | | |
|---|--|--|
| CPD:
1 = New Construction
2 = Education/Training
3 = Other

Housing/Public Housing:
1 = New Construction
2 = Substantial Rehab.
3 = Repair
4 = Service
5 = Project Mangt.
6 = Professional
7 = Tenant Services
8 = Education/Training
9 = Arch./Engrg. Appraisal
0 = Other | 7d: Racial/Ethnic Codes:
1 = White Americans
2 = Black Americans
3 = Native Americans
4 = Hispanic Americans
5 = Asian/Pacific Americans
6 = Hasidic Jews | 5: Program Codes (Complete for Housing and Public and Indian Housing programs only):
1 = All insured, including Section 8
2 = Flexible Subsidy
3 = Section 8 Noninsured, Non-HFDA
4 = Insured (Management)
5 = Section 202
6 = HUD-Held (Management)
7 = Public/Indian Housing |
|---|--|--|

Contract and Subcontract Activity

U.S. Department of Housing and Urban Development

OMB Approval No.: 2535-0117 (exp. 11/30/2009)

Public Reporting Burden for this collection of information is estimated to average .50 hours per response, including the time for reviewing instructions, searching existing data sources, gathering and maintaining the data needed, and completing and reviewing the collection of information. This information is voluntary. HUD may not collect this information, and you are not required to complete this form, unless it displays a currently valid OMB Control Number.

Executive Order 12421 dated July 14, 1983, directs the Minority Business Development Plans shall be developed by each Federal Agency and that these annual plans shall establish minority business development objectives. The information is used by HUD to monitor and evaluate MBE activities against the total program activity and the designated minority business enterprise (MBE) goals. The Department requires the information to provide guidance and oversight for programs for the development of minority business enterprise concerning Minority Business Development. If the information is not collected HUD would not be able to establish meaningful MBE goals nor evaluate MBE performance against these goals. While no assurances of confidentiality is pledged to respondents, HUD generally discloses this data only in response to a Freedom of Information request.

Privacy Act Notice - The United States Department of Housing and Urban Development, Federal Housing Administration, is authorized to solicit the information requested in this form by virtue of Title 12, United States Code, Section 1701 et seq., and regulations promulgated thereunder at Title 12, Code of Federal Regulations. It will not be disclosed or released outside the United States Department of Housing and Urban Development without your consent, except as required or permitted by law.

1. Grantee/Project Owner/Developer/Sponsor/Builder/Agency County of Beaver	Check if: PHA <input type="checkbox"/> IHA <input type="checkbox"/>	2. Location (City, State, ZIP Code) 1013 Eighth Avenue, Beaver Falls, PA 15010
--	---	--

3a. Name of Contact Person Lisa E. Signore, Director	3b. Phone Number (Including Area Code) (724) 847-3889	4. Reporting Period <input checked="" type="checkbox"/> Oct. 1 - Sept. 30 (Annual-FY)	5. Program Code (Not applicable for CPD programs.) See explanation of codes at bottom of page. Use a separate sheet for each program code.	6. Date Submitted to Field Office 11/13/2009
--	---	--	--	--

7a. Gran/Project Number or HUD Case Number or other identification of property, subdivision, dwelling unit, etc.	7b. Amount of Contract or Subcontract	7c. Type of Trade Code (See below)	7d. Contractor or Subcontractor Business Racial/Ethnic Code (See below)	7e. Woman Owned Business (Yes or No)	7f. Prime Contractor Identification (ID) Number	7g. Sec. 3	7h. Subcontractor Identification (ID) Number	7i. Sec. 3	7j. Contractor/Subcontractor Name and Address				
									Name	Street	City	State	Zip Code
B-08-UC-42-0102	40,485	2	1	N	25-1794265	N			Russell Reed Contracting	121 Grange Road	Beaver Falls	PA	15010
B-08-UC-42-0102	357,700	2	1	N	25-0964230	Y			Mariani & Richards, Inc.	2800 Library Road	Pittsburgh	PA	15234
B-08-UC-42-0102	45,578	2	1	N	167-54-9916	N			Mike Fitzpatrick Contracting LLC	848 Ridge Road	Ambridge	PA	15006
B-08-UC-42-0102	100,000	8	1	N	25-1474974	N			Starting Gate	2750 Constitution Boulevard	Beaver Falls	PA	15010
B-08-UC-42-0102	66,000	8	1	N	25-0965376	N			Geneva College	3200 College Avenue	Beaver Falls	PA	15010
B-08-UC-42-0102	135,000	6	1	N	25-1398025	N			Town Center Associates	1147 Third Street	Beaver	PA	15009
B-08-UC-42-0102	50,000	8	1	N	25-1452317	N			Job Training of Beaver County	277 Beaver Valley Mall	Monaca	PA	15061
B-08-UC-42-0102	20,000	8	1	N	25-1641634	N			Beaver Falls Youth Network	413 16th Street	Beaver Falls	PA	15010

CPD: 1 = New Construction 2 = Education/Training 3 = Other 7c: Type of Trade Codes: Housing/Public Housing: 1 = New Construction 2 = Substantial Rehab. 3 = Repair 4 = Service 5 = Project Mangt. 6 = Professional 7 = Tenant Services 8 = Education/Training 9 = Arch./Engrg. Appraisal 0 = Other	7d: Racial/Ethnic Codes: 1 = White Americans 2 = Black Americans 3 = Native Americans 4 = Hispanic Americans 5 = Asian/Pacific Americans 6 = Hasidic Jews	5: Program Codes (Complete for Housing and Public and Indian Housing programs only): 1 = All insured, including Section 8 2 = Flexible Subsidy 3 = Section 8 Noninsured, Non-HFDA 4 = Insured (Management) 5 = Section 202 6 = HUD-Held (Management) 7 = Public/Indian Housing
--	--	--

Annual Performance Report HOME Program

U.S. Department of Housing
and Urban Development
Office of Community Planning
and Development

OMB Approval No. 2506-0171
(exp. 05/31/2007)

Public reporting burden for this collection of information is estimated to average 2.5 hours per response, including the time for reviewing instructions, searching existing data sources, gathering and maintaining the data needed, and completing and reviewing the collection of information. This agency may not conduct or sponsor, and a person is not required to respond to, a collection of information unless that collection displays a valid OMB control number.

The HOME statute imposes a significant number of data collection and reporting requirements. This includes information on assisted properties, on the owners or tenants of the properties, and on other programmatic areas. The information will be used: 1) to assist HOME participants in managing their programs; 2) to track performance of participants in meeting fund commitment and expenditure deadlines; 3) to permit HUD to determine whether each participant meets the HOME statutory income targeting and affordability requirements; and 4) to permit HUD to determine compliance with other statutory and regulatory program requirements. This data collection is authorized under Title II of the Cranston-Gonzalez National Affordable Housing Act or related authorities. Access to Federal grant funds is contingent on the reporting of certain project-specific data elements. Records of information collected will be maintained by the recipients of the assistance. Information on activities and expenditures of grant funds is public information and is generally available for disclosure. Recipients are responsible for ensuring confidentiality when public disclosure is not required.

This form is intended to collect numeric data to be aggregated nationally as a complement to data collected through the Cash and Management Information (C/M) System. Participants should enter the reporting period in the first block. The reporting period is October 1 to September 30. Instructions are included for each section if further explanation is needed.

Submit this form on or before December 31.	This report is for period (mm/dd/yyyy)		Date Submitted (mm/dd/yyyy)
Send one copy to the appropriate HUD Field Office and one copy to: HOME Program, Rm 7176, 451 7th Street, S.W., Washington D.C. 20410	Starting 9/1/2008	Ending 8/31/2009	11/5/09

Part I Participant Identification

1. Participant Number M-08-UC-42-0504	2. Participant Name Community Development Program of Beaver County		
3. Name of Person completing this report Cathy Smith		4. Phone Number (Include Area Code) 724-847-3889	
5. Address 1013 Eighth Avenue	6. City Beaver Falls	7. State PA	8. Zip Code 15010

Part II Program Income

Enter the following program income amounts for the reporting period: in block 1, enter the balance on hand at the beginning; in block 2, enter the amount generated; in block 3, enter the amount expended; and in block 4, enter the amount for Tenant-Based rental Assistance.

1. Balance on hand at Beginning of Reporting Period 0	2. Amount received during Reporting Period 0	3. Total amount expended during Reporting Period 0	4. Amount expended for Tenant-Based Rental Assistance 0	5. Balance on hand at end of Reporting Period (1 + 2 - 3) = 5 0
--	---	---	--	--

Part III Minority Business Enterprises (MBE) and Women Business Enterprises (WBE)

In the table below, indicate the number and dollar value of contracts for HOME projects completed during the reporting period.

	a. Total	Minority Business Enterprises (MBE)			f. White Non-Hispanic
		b. Alaskan Native or American Indian	c. Asian or Pacific Islander	d. Black Non-Hispanic	
A. Contracts					
1. Number	0	0	0	0	0
2. Dollar Amount	0	0	0	0	0
B. Sub-Contracts					
1. Number	0	0	0	0	0
2. Dollar Amount	0	0	0	0	0
	a. Total	b. Women Business Enterprises (WBE)	c. Male		
C. Contracts					
1. Number	0	0	0		
2. Dollar Amount	0	0	0		
D. Sub-Contracts					
1. Number	0	0	0		
2. Dollar Amounts	0	0	10		

Part IV Minority Owners of Rental Property

In the table below, indicate the number of HOME assisted rental property owners and the total dollar amount of HOME funds in these rental properties assisted during the reporting period.

	a. Total	Minority Property Owners				f. White Non-Hispanic
		b. Alaskan Native or American Indian	c. Asian or Pacific Islander	d. Black Non-Hispanic	e. Hispanic	
1. Number	0	0	0	0	0	0
2. Dollar Amount	0	0	0	0	0	0

Part V Relocation and Real Property Acquisition

Indicate the number of persons displaced, the cost of relocation payments, the number of parcels acquired, and the cost of acquisition. The data provided should reflect only displacements and acquisitions occurring during the reporting period.

	a. Number	b. Cost
1. Parcels Acquired	0	0
2. Businesses Displaced	0	0
3. Nonprofit Organizations Displaced	0	0
4. Households Temporarily Relocated, not Displaced	0	0

Households Displaced	a. Total	Minority Business Enterprises (MBE)				f. White Non-Hispanic
		b. Alaskan Native or American Indian	c. Asian or Pacific Islander	d. Black Non-Hispanic	e. Hispanic	
5. Households Displaced - Number	0	0	0	0	0	0
6. Households Displaced - Cost	0	0	0	0	0	0

Table: Actions Taken in FY 2008 to Overcome Effects of Fair Housing Impediments

Fair Housing Action Plan Strategy #1: Increase and Enhance Fair Housing Education and Outreach

<i>Strategies</i>	<i>Actions Taken FY 2008</i>	<i>Acting Agencies</i>
(a) Facilitate Fair Housing Training for realtors, municipal officials and planners, landlords, low-income housing developers, housing authority staff, fair housing testers, and local mortgage lenders.	<ul style="list-style-type: none"> • 3 Fair Housing trainings presented by Neighborhood Legal Services • 2 Tester Trainings completed • 20 Tests Completed 	Fair Housing Office/Beaver County Housing Specialist Neighborhood Legal Services Southwest PA Legal Services Pittsburgh Fair Housing Office Beaver County Realtor Association
(b) Make three presentations annually to local churches, soup kitchens, high school seniors, housing authority residents and/or nonprofit organizations on Fair Housing issues.	<ul style="list-style-type: none"> • 3 presentations made to non profit agencies 	Fair Housing Office/Beaver County Housing Specialist Neighborhood Legal Services Southwest PA Legal Services
(c) Develop a webpage on the Beaver County Collaborative Action Network website dedicated exclusively to Fair Housing Issues	<ul style="list-style-type: none"> • Web page development begun 	Fair Housing Office/Beaver County Housing Specialist Beaver County Collaborative Action Network
(d) Continue development of an up-to-date, centralized housing database for Beaver County on the BCCAN or county website.	<ul style="list-style-type: none"> • Rental properties, landlords and municipality information entered into data base 	Fair Housing Office/Beaver County Housing Specialist Beaver County Collaborative Action Network Housing Authority of Beaver County Housing and Homeless Coalition of Beaver County Beaver County Community Development Program
(e) Distribute wallet-sized cards with Fair Housing contact information at public libraries, WIC offices, rental housing locations, churches, soup kitchens, county assistance offices, etc.	<ul style="list-style-type: none"> • New cards distributed 	Fair Housing Office/Beaver County Housing Specialist Beaver County Community Development Program

<p>(f) Establish a dedicated phone number for all inquiries and complaints on fair housing issues; provide referrals to Legal Services and regional fair housing advocacy organizations. List the phone number in the white and blue pages of local phone directories.</p>	<ul style="list-style-type: none"> • Dedicated phone number established and published in local phone directories 	<p>Fair Housing Office/Beaver County Housing Specialist Neighborhood Legal Services Pittsburgh Fair Housing Office HUD</p>
<p>(g) Disseminate current information on Fair Housing rights in the form of posters and pamphlets throughout Beaver County. In addition, utilize public service announcements on cable television.</p>	<ul style="list-style-type: none"> • Poster and brochures distributed in grocery stores, gas stations, soup kitchens, offices, at housing projects, etc. 	<p>Fair Housing Office/Beaver County Housing Specialist Beaver County Community Development Program</p>
<p>(h) Provide a comprehensive monthly report to Community Development detailing Fair Housing activities. Information will be incorporated into the annual CAPER.</p>	<ul style="list-style-type: none"> • Monthly reports submitted to Community Development Program 	<p>Fair Housing Office/Beaver County Housing Specialist Beaver County Community Development Program</p>

Fair Housing Action Plan Strategy #2: Continue the Affordable Housing Programs and Projects in Beaver County

<i>Planned Initiatives</i>	<i>Actions Taken In FY 2008</i>	<i>Acting Agencies</i>
<p>(a) Continue the commitment by the CDP Office to affordable housing activities (rehabilitation, homeownership, new construction). These activities provide a valuable opportunity to improve housing choice for members of the protected classes who are most often low-moderate households.</p>	<ul style="list-style-type: none"> • 6 units were under construction for the elderly • 4 affordable units were completed • 3 single family homes were being rehabilitated to convert to affordable housing 	<p>Beaver County Community Development Program</p>
<p>(b) Continue to ensure that housing units rehabilitated or constructed with federal</p>	<ul style="list-style-type: none"> • 15 affordable housing units The Housing Authority has completed 15 new and substantially rehabilitated units of family housing accessible to persons with disabilities. 4 are under construction. 	<p>Housing Authority of Beaver County (HACB) Affordable housing developers</p>

funds comply with ADA requirements	<ul style="list-style-type: none"> • The County spent \$12,123 in Pennsylvania Accessible Housing Program funds to make the homes of 2low income persons with disabilities accessible. 	
(c) Expand accessibility requirements to universal design for all housing projects financed with federal funds	<ul style="list-style-type: none"> • All projects must meet the HUD requirements for accessibility 	Housing Authority of Beaver County (HACB) Affordable housing developers
(d) Support the initiatives of housing providers who work to provide affordable housing for the disabled.		Housing Authority of Beaver County (HACB) Affordable housing developers

COUNTY OF BEAVER Report has been submitted.

November 12, 2009

Section 3 Summary ReportEconomic Opportunities for
Low and Very Low-Income PersonsU.S. Department of Housing
and Urban Development
Office of Fair Housing
and Equal OpportunityOMB Approval No.2529-0043
(exp. 11/30/2010)

HUD Field Office : : PITTSBURGH, PA

See Public Reporting Burden Statement below

1. Recipient Name:

County of Beaver

Recipient Address: *(street, city, state, zip)*1013 Eighth Avenue
Beaver Falls , Pennsylvania 15010**2. Grant Number:**

BUC420102

3. Total Amount of Award: \$ 3,844,592
Amount of All Contracts Awarded: \$ 492,700**4. Contact Person:**

Lisa E. Signore

5. Phone: 724-847-3889**Fax:** 724-847-3861**E-Mail:** lsignore@beavercountypa.gov**6. Length of Grant:** 12 *Month(s)***7. Reporting Period:** Quarter 4 of Fiscal Year 2008**8. Date Report Submitted:**

11/12/2009

9. Program Code-Name:

7-CDBG-Entitlement

Program Codes:

3A = Public/Indian Housing Development

4 = Homeless Assistance

7 = CDBG-Entitlement

10= Other Housing Programs

1 = Flexible Subsidy

3B = Public/Indian Housing Operation

5 = HOME Assistance

8 = CDBG-State Administered

2 = Section 202/811

3C = Public/Indian Housing Modernization

6 = HOME-State Administered

9 = Other CD Programs

Part I. Employment and Training (Columns B, C, and F are mandatory fields.)					
A Job Category	B Number of New Hires	C Number of New Hires that are Sec.3 Residents	D % of Section 3 New Hires	E % of Total Staff Hours for Section 3 Employees	F Number of Section 3 Trainees
Professionals	0	0	0.00 %	0.00 %	0
Technicians	0	0	0.00 %	0.00 %	0
Office/Clerical	0	0	0.00 %	0.00 %	0
Officials/Managers	0	0	0.00 %	0.00 %	0
Sales	0	0	0.00 %	0.00 %	0
Craft Workers (skilled)	0	0	0.00 %	0.00 %	0
Operatives (semiskilled)	0	0	0.00 %	0.00 %	0
Laborers (unskilled)	0	0	0.00 %	0.00 %	0
Service Workers	0	0	0.00 %	0.00 %	0
Other (List None)	0	0	0.00 %	0.00 %	0
Total	0	0			0

Part II. Contracts Awarded**1. Construction Contracts:**

A. Total dollar amount of all construction contracts awarded on the project	\$ 357,700
B. Total dollar amount of construction contracts awarded to Section 3 businesses	\$ 0
C. Percentage of the total dollar amount that was awarded to Section 3 businesses	0.00 %
D. Total number of Section 3 businesses receiving construction contracts	0

2. Non-Construction Contracts:

A. Total dollar amount of all non-construction contracts awarded on the project	\$ 135,000
B. Total dollar amount of non-construction contracts awarded to Section 3 businesses	\$ 0
C. Percentage of the total dollar amount that was awarded to Section 3 businesses	0.00 %
D. Total number of Section 3 businesses receiving non-construction contracts	0

Part III. Summary of Efforts

Indicate the efforts made to direct the employment and other economic opportunities generated by HUD financial assistance for housing and community development programs, to the greatest extent feasible, toward low- and very low-income persons, particularly those who are recipients of government assistance for housing. (Select **yes** to all that apply)

Yes Recruited low-income residents through: local advertising media, signs prominently displayed at the project site, contacts with community organizations and public or private agencies operating within the metropolitan area (or nonmetropolitan county) in which the Section 3 covered program or project is located, or similar methods.

No Participated in a HUD program or other program which promotes the training or employment of Section 3 residents.

No Participated in a HUD program or other program which promotes the award of contracts to business concerns which meet the definition of Section 3 business concerns.

No Coordinated with Youthbuild Programs and administered in the metropolitan area in which the Section 3 covered project is located.

No Other; describe below.

Public reporting burden for this collection of information is estimated to average 6 hours per response, including the time for reviewing instructions, searching existing data sources, gathering and maintaining the data needed, and completing and reviewing the collection of information. This agency may not collect this information, and you are not required to complete this form, unless it displays a currently valid OMB control number.

Section 3 of the Housing and Urban Development Act of 1968, as amended, 12 U.S.C. 1701u., mandates that the Department ensure that employment and other economic opportunities generated by its housing and community development assistance programs are directed toward low- and very low-income persons, particularly those who are recipients of government assistance for housing. The regulations are found at 24 CFR Part 135. The information will be used by the Department to monitor program recipients' compliance with Section 3, to assess the results of the Department's efforts to meet the statutory objectives of Section 3, to prepare reports to Congress, and by recipients as a self-monitoring tool. The data is entered into a data base and will be analyzed and distributed. The collection of information involves recipients receiving federal financial assistance for housing and community development programs covered by Section 3. The information will be collected annually to assist HUD in meeting its

reporting requirements under Section 808(e)(6) of the Fair Housing Act and Section 916 of the HCDA of 1992. An assurance of confidentiality is not applicable to this form. The Privacy Act of 1974 and OMB Circular A-108 are not applicable. The reporting requirements do not contain sensitive questions. Data is cumulative; personal identifying information is not included.

COUNTY OF BEAVER Report has been submitted.

November 12, 2009

Section 3 Summary Report

Economic Opportunities for
Low and Very Low-Income Persons

**U.S. Department of Housing
and Urban Development**
Office of Fair Housing
and Equal Opportunity

OMB Approval No.2529-0043
(exp. 11/30/2010)

HUD Field Office : : PITTSBURGH, PA

See Public Reporting Burden Statement below

1. Recipient Name:

County of Beaver

Recipient Address: (street, city, state, zip)

1013 Eighth Avenue
Beaver Falls , Pennsylvania 15010

2. Grant Number:

M08UC420504

3. Total Amount of Award: \$ 778,268
Amount of All Contracts Awarded: \$ 600,000

4. Contact Person:

Lisa E. Signore

5. Phone: 724-847-3889
Fax: 724-847-3861
E-Mail: lsignore@beavercountypa.gov

6. Length of Grant: 12 *Month(s)*

7. Reporting Period: Quarter 4 of Fiscal Year 2008

8. Date Report Submitted:

11/12/2009

9. Program Code-Name:

5-HOME Assistance

Program Codes:

3A = Public/Indian Housing Development
4 = Homeless Assistance
7 = CDBG-Entitlement
10= Other Housing Programs

1 = Flexible Subsidy
3B = Public/Indian Housing Operation
5 = HOME Assistance
8 = CDBG-State Administered

2 = Section 202/811
3C = Public/Indian Housing Modernization
6 = HOME-State Administered
9 = Other CD Programs

Part I. Employment and Training (Columns B, C, and F are mandatory fields.)					
A Job Category	B Number of New Hires	C Number of New Hires that are Sec.3 Residents	D % of Section 3 New Hires	E % of Total Staff Hours for Section 3 Employees	F Number of Section 3 Trainees
Professionals	0	0	0.00 %	0.00 %	0
Technicians	0	0	0.00 %	0.00 %	0
Office/Clerical	0	0	0.00 %	0.00 %	0
Officials/Managers	0	0	0.00 %	0.00 %	0
Sales	0	0	0.00 %	0.00 %	0
Craft Workers (skilled)	0	0	0.00 %	0.00 %	0
Operatives (semiskilled)	0	0	0.00 %	0.00 %	0
Laborers (unskilled)	0	0	0.00 %	0.00 %	0
Service Workers	0	0	0.00 %	0.00 %	0
Other (List None)	0	0	0.00 %	0.00 %	0
Total	0	0			0

Part II. Contracts Awarded

1. Construction Contracts:

- A. Total dollar amount of all construction contracts awarded on the project \$ 600,000
- B. Total dollar amount of construction contracts awarded to Section 3 businesses \$ 94,409
- C. Percentage of the total dollar amount that was awarded to Section 3 businesses 15.70 %
- D. Total number of Section 3 businesses receiving construction contracts 2

2. Non-Construction Contracts:

- A. Total dollar amount of all non-construction contracts awarded on the project \$ 0
- B. Total dollar amount of non-construction contracts awarded to Section 3 businesses \$ 0
- C. Percentage of the total dollar amount that was awarded to Section 3 businesses 0.00 %
- D. Total number of Section 3 businesses receiving non-construction contracts 0

Part III. Summary of Efforts

Indicate the efforts made to direct the employment and other economic opportunities generated by HUD financial assistance for housing and community development programs, to the greatest extent feasible, toward low- and very low-income persons, particularly those who are recipients of government assistance for housing. (Select **yes** to all that apply)

No Recruited low-income residents through: local advertising media, signs prominently displayed at the project site, contacts with community organizations and public or private agencies operating within the metropolitan area (or nonmetropolitan county) in which the Section 3 covered program or project is located, or similar methods.

No Participated in a HUD program or other program which promotes the training or employment of Section 3 residents.

No Participated in a HUD program or other program which promotes the award of contracts to business concerns which meet the definition of Section 3 business concerns.

No Coordinated with Youthbuild Programs and administered in the metropolitan area in which the Section 3 covered project is located.

Yes Other; describe below.

Advertised in Pittsburgh Builders Exchange

Public reporting burden for this collection of information is estimated to average 6 hours per response, including the time for reviewing instructions, searching existing data sources, gathering and maintaining the data needed, and completing and reviewing the collection of information. This agency may not collect this information, and you are not required to complete this form, unless it displays a currently valid OMB control number.

Section 3 of the Housing and Urban Development Act of 1968, as amended, 12 U.S.C. 1701u., mandates that the Department ensure that employment and other economic opportunities generated by its housing and community development assistance programs are directed toward low- and very low-income persons, particularly those who are recipients of government assistance for housing. The regulations are found at 24 CFR Part 135. The information will be used by the Department to monitor program recipients' compliance with Section 3, to assess the results of the Department's efforts to meet the statutory objectives of Section 3, to prepare reports to Congress, and by

recipients as a self-monitoring tool. The data is entered into a data base and will be analyzed and distributed. The collection of information involves recipients receiving Federal financial assistance for housing and community development programs covered by Section 3. The information will be collected annually to assist HUD in meeting its reporting requirements under Section 808(e)(6) of the Fair Housing Act and Section 916 of the HCDA of 1992. An assurance of confidentiality is not applicable to this form. The Privacy Act of 1974 and OMB Circular A-108 are not applicable. The reporting requirements do not contain sensitive questions. Data is cumulative; personal identifying information is not included.

Section 108 Accomplishments Report

PROJECT DESCRIPTION				CDBG \$					ELIGIBLE ACTIVITY	NATIONAL OBJ	LOW-MOD BENEFIT								SLUMS/ BLIGHT				
Grantee Name	ST	Section 108 Project Number	Project Name	108 Commitment Amount	Loan Amount Disbursed	EDI AWARD	BEDI AWARD	Other CDBG \$	Matrix Code	National Obj. Code	FTE Jobs Estimate in 108 Appl.	Total Actual FTE Jobs Created	Number Held by/ Made Available to Low-Mod	Total Housing Units Assisted	Number of Units Occupied by Low-Mod Household	Total Persons Served	Total Low-Mod Persons Served	Total Persons Served	Total Low-Mod Persons Served	Slum/ Blight Area Y=Yes	Slum/ Blight Spot Y=Yes	Fiscal Year of Sec 108 Award	FO Name
BEAVER COUNTY PA		B-03-UC-42-0102	Downtown Streetscape Improv	5,166,000	5,166,000	-	-	340,454	03L	LMA		N/A	N/A	N/A	N/A	0%	0	N/A	N/A	N/A	N/A	2004	PITTSBURGH