

BEAVER COUNTY/DIMENSIONAL
FUNDS/BRYAN FUNDING

FOR THE PERIOD: 01/01/2021 TO 12/31/2021

ADMINISTRATOR: GERRI STEIGERWALD
412-667-6424

BEAVER COUNTY
ATTN: MARIA LONGO
BEAVER COUNTY COURTHOUSE
810 THIRD STREET
BEAVER PA 15009

HUNTINGTON BANK HEREBY CERTIFIES THAT THE
ATTACHED STATEMENT FURNISHED PURSUANT TO
29 CRF 2520.103-5(c) IS COMPLETE AND
ACCURATE.

AUTHORIZED OFFICER

* MARKET VALUE AND ESTIMATED INCOME FIGURES ARE NOT GUARANTEED, BUT DO COME FROM RELIABLE SOURCES.

Huntington Private Client Group

Statement Period

01/01/2021 through 12/31/2021

Table Of Contents

Market To Market Reconciliation	1
Balance Sheet	2
Employee Benefit Statement	4
Summary Of Cash Receipts And Disbursements	7
Schedule Of Income	8
Schedule Of Unrealized Gains & Losses	11
Schedule Of Purchases	12

Statement Period

01/01/2021 through 12/31/2021

Market To Market Reconciliation

MARKET VALUE AS OF 01/01/2021		21,261,056.32
ADDITIONS TO ACCOUNT		
DIVIDENDS	1,142,405.34	
INTEREST	0.11	
LESS BEGINNING ACCRUED INCOME	0.01 -	
PLUS ENDING ACCRUED INCOME	0.01	
TOTAL ADDITIONS TO ACCOUNT		1,142,405.45
REDUCTIONS TO ACCOUNT		
TOTAL REDUCTIONS TO ACCOUNT		0.00
GAINS AND LOSSES		
UNREALIZED GAIN OR LOSS	1,947,589.77	
REALIZED GAIN OR LOSS	0.00	
TOTAL GAINS AND LOSSES		1,947,589.77
TOTAL MARKET VALUE AS OF 12/31/2021		24,351,051.54

Statement Period

01/01/2021 through 12/31/2021

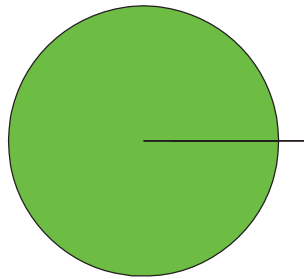
Balance Sheet

	AS OF 01/01/2021		AS OF 12/31/2021	
	AVG COST VALUE	MARKET VALUE	AVG COST VALUE	MARKET VALUE
A S S E T S				
CASH	0.00	0.00	0.00	0.00
DUE FROM BROKERS	0.00	0.00	0.00	0.00
ACCRUED INCOME	0.01	0.01	0.01	0.01
TOTAL CASH & RECEIVABLES	0.01	0.01	0.01	0.01
SHORT TERM INVESTMENTS				
CASH MANAGEMENT FUNDS-TAXABLE	319.47	319.47	319.58	319.58
TOTAL SHORT TERM INVESTMENTS	319.47	319.47	319.58	319.58
MUTUAL FUNDS				
MUTUAL FUNDS EQUITY	22,034,761.64	21,260,736.84	23,177,166.98	24,350,731.95
TOTAL MUTUAL FUNDS	22,034,761.64	21,260,736.84	23,177,166.98	24,350,731.95
TOTAL HOLDINGS	22,035,081.11	21,261,056.31	23,177,486.56	24,351,051.53
TOTAL ASSETS	22,035,081.12	21,261,056.32	23,177,486.57	24,351,051.54
L I A B I L I T I E S				
DUE TO BROKERS	0.00	0.00	0.00	0.00
TOTAL LIABILITIES	0.00	0.00	0.00	0.00
TOTAL NET ASSET VALUE	22,035,081.12	21,261,056.32	23,177,486.57	24,351,051.54
TOTAL NET ACCOUNT VALUE	22,035,081.12	21,261,056.32	23,177,486.57	24,351,051.54

Statement Period

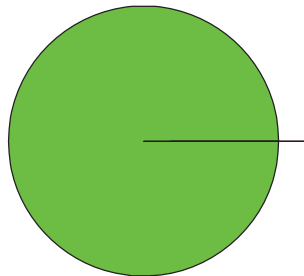
01/01/2021 through 12/31/2021

Beginning Market Allocation



0.0%	CASH & RECEIVABLES	0.01
100.0%	MUTUAL FUNDS	21,260,736.84
0.0%	SHORT TERM INVESTMENTS	319.47
100.0%	Total	21,261,056.32

Ending Market Allocation



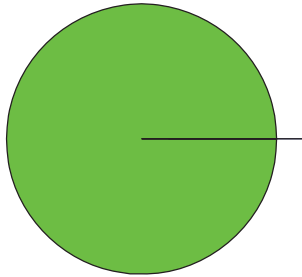
0.0%	CASH & RECEIVABLES	0.01
100.0%	MUTUAL FUNDS	24,350,731.95
0.0%	SHORT TERM INVESTMENTS	319.58
100.0%	Total	24,351,051.54

Statement Period

01/01/2021 through 12/31/2021

Summary Of Investments

Investment Allocation



100.0%	MUTUAL FUNDS	24,350,731.95
0.0%	SHORT TERM INVESTMENT	319.59
100.0%	Total	24,351,051.54

Investment Summary

	Market Value	Percent of Market Value	Estimated Annual Income	Current Yield
SHORT TERM INVESTMENT	320	0.00	0	0.02
MUTUAL FUNDS	24,350,732	100.00	692,784	2.85
Total Fund	24,351,052	100.00	692,785	2.84

Statement Period

01/01/2021 through 12/31/2021

Diversification Schedule Of Investments

Mutual Funds Allocation

	Market Value	%	Estimated Income	Current Yield
MUTUAL FUNDS EQUITY				
MUTUAL FUNDS	24,350,731.95	100.00	692,784	2.85
TOTAL MUTUAL FUNDS EQUITY	24,350,731.95	100.00	692,784	2.85