

Statement Period

12/01/2022 through 12/31/2022

Market To Market Reconciliation

MARKET VALUE AS OF 12/01/2022		23,850,920.22
ADDITIONS TO ACCOUNT		
DIVIDENDS	53,544.50	
INTEREST	6.68	
LESS BEGINNING ACCRUED INCOME	6.68-	
PLUS ENDING ACCRUED INCOME	7.72	
TOTAL ADDITIONS TO ACCOUNT		53,552.22
REDUCTIONS TO ACCOUNT		
TOTAL REDUCTIONS TO ACCOUNT		0.00
GAINS AND LOSSES		
UNREALIZED GAIN OR LOSS	50,866.79-	
REALIZED GAIN OR LOSS	0.00	
TOTAL GAINS AND LOSSES		50,866.79-
TOTAL MARKET VALUE AS OF 12/31/2022		23,853,605.65

Statement Period

12/01/2022 through 12/31/2022

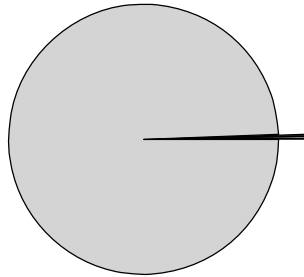
Balance Sheet

	AS OF 12/01/2022		AS OF 12/31/2022	
	AVG COST VALUE	MARKET VALUE	AVG COST VALUE	MARKET VALUE
A S S E T S				
CASH	55,050.72	55,050.72	0.00	0.00
DUE FROM BROKERS	0.00	0.00	0.00	0.00
ACCRUED INCOME	6.68	6.68	7.72	7.72
TOTAL CASH & RECEIVABLES	55,057.40	55,057.40	7.72	7.72
SHORT TERM INVESTMENTS				
CASH MANAGEMENT FUNDS-TAXABLE	2,367.31	2,367.31	2,373.99	2,373.99
TOTAL SHORT TERM INVESTMENTS	2,367.31	2,367.31	2,373.99	2,373.99
MUTUAL FUNDS				
MUTUAL FUNDS FIXED INC-TAXABLE	26,922,779.27	23,848,546.23	26,976,323.77	23,851,223.94
TOTAL MUTUAL FUNDS	26,922,779.27	23,848,546.23	26,976,323.77	23,851,223.94
TOTAL HOLDINGS	26,925,146.58	23,850,913.54	26,978,697.76	23,853,597.93
TOTAL ASSETS	26,980,203.98	23,905,970.94	26,978,705.48	23,853,605.65
L I A B I L I T I E S				
DUE TO BROKERS	55,050.72	55,050.72	0.00	0.00
TOTAL LIABILITIES	55,050.72	55,050.72	0.00	0.00
TOTAL NET ASSET VALUE	26,925,153.26	23,850,920.22	26,978,705.48	23,853,605.65
TOTAL NET ACCOUNT VALUE	26,980,203.98	23,905,970.94	26,978,705.48	23,853,605.65

Statement Period

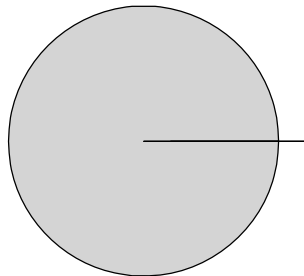
12/01/2022 through 12/31/2022


Beginning Market Allocation



0.2%	 CASH & RECEIVABLES	55,057.40
0.2%	 LIABILITIES	55,050.72-
100.0%	 MUTUAL FUNDS	23,848,546.23
0.0%	SHORT TERM INVESTMENTS	2,367.31
<hr/>		
100.0%	Total	23,850,920.22

Ending Market Allocation



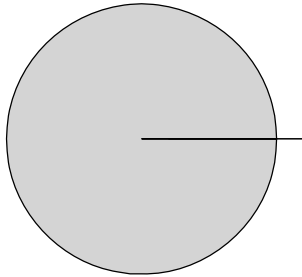
0.0%	CASH & RECEIVABLES	7.72
100.0%	 MUTUAL FUNDS	23,851,223.94
0.0%	SHORT TERM INVESTMENTS	2,373.99
<hr/>		
100.0%	Total	23,853,605.65

Statement Period

12/01/2022 through 12/31/2022

Summary Of Investments

Investment Allocation



100.0%	MUTUAL FUNDS	23,851,223.94
0.0%	SHORT TERM INVESTMENT	2,381.71
100.0%	Total	23,853,605.65

Investment Summary

	Market Value	Percent of Market Value	Estimated Annual Income	Current Yield
SHORT TERM INVESTMENT	2,382	0.01	96	4.04
MUTUAL FUNDS	23,851,224	99.99	460,180	1.93
Total Fund	23,853,606	100.00	460,276	1.93

Statement Period

12/01/2022 through 12/31/2022

Diversification Schedule Of Investments

Mutual Funds Allocation

	Market Value	%	Estimated Income	Current Yield
MUTUAL FUNDS FIXED INC-TAXABLE UNCLASSIFIED	23,851,223.94	100.00	460,180	1.93
TOTAL MUTUAL FUNDS FIXED INC-TAXABLE	23,851,223.94	100.00	460,180	1.93