

BEAVER COUNTY/VANGUARD S&P 500
FUND

FOR THE PERIOD: 01/01/2021 TO 12/31/2021

BEAVER COUNTY
ATTN: MARIA LONGO
BEAVER COUNTY COURTHOUSE
810 THIRD STREET
BEAVER PA 15009

HUNTINGTON BANK HEREBY CERTIFIES THAT THE
ATTACHED STATEMENT FURNISHED PURSUANT TO
29 CRF 2520.103-5(c) IS COMPLETE AND
ACCURATE.

AUTHORIZED OFFICER

* MARKET VALUE AND ESTIMATED INCOME FIGURES ARE NOT GUARANTEED, BUT DO COME FROM RELIABLE SOURCES.

Huntington Private Client Group

Statement Period

01/01/2021 through 12/31/2021

Table Of Contents

Market To Market Reconciliation	1
Balance Sheet	2
Employee Benefit Statement	4
Schedule Of Pending Trades End Of Period	7
Summary Of Cash Receipts And Disbursements	8
Schedule Of Income	9
Schedule Of Realized Gains & Losses	12
Schedule Of Unrealized Gains & Losses	13
Schedule Of Other Disbursements And Reductions	14
Schedule Of Purchases	15
Schedule Of Reportable Transactions	18

Statement Period

01/01/2021 through 12/31/2021

Market To Market Reconciliation

MARKET VALUE AS OF 01/01/2021		53,267,611.46
ADDITIONS TO ACCOUNT		
DIVIDENDS	2,574,345.31	
INTEREST	0.24	
LESS BEGINNING ACCRUED INCOME	0.02-	
PLUS ENDING ACCRUED INCOME	3.31	
TOTAL ADDITIONS TO ACCOUNT		2,574,348.84
REDUCTIONS TO ACCOUNT		
OTHER DISBURSEMENTS	6,000,000.00-	
TOTAL REDUCTIONS TO ACCOUNT		6,000,000.00-
GAINS AND LOSSES		
UNREALIZED GAIN OR LOSS	11,018,458.22	
REALIZED GAIN OR LOSS	960,427.47	
TOTAL GAINS AND LOSSES		11,978,885.69
TOTAL MARKET VALUE AS OF 12/31/2021		61,820,845.99

Statement Period

01/01/2021 through 12/31/2021

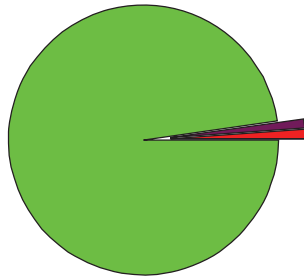
Balance Sheet

	AS OF 01/01/2021		AS OF 12/31/2021	
	AVG COST VALUE	MARKET VALUE	AVG COST VALUE	MARKET VALUE
A S S E T S				
CASH	615,499.51	615,499.51	1,405,009.99	1,405,009.99
DUE FROM BROKERS	0.00	0.00	0.00	0.00
ACCRUED INCOME	0.02	0.02	3.31	3.31
TOTAL CASH & RECEIVABLES	615,499.53	615,499.53	1,405,013.30	1,405,013.30
SHORT TERM INVESTMENTS				
CASH MANAGEMENT FUNDS-TAXABLE	1,069.40	1,069.40	1,069.64	1,069.64
TOTAL SHORT TERM INVESTMENTS	1,069.40	1,069.40	1,069.64	1,069.64
MUTUAL FUNDS				
MUTUAL FUNDS EQUITY	41,687,877.89	53,266,542.04	41,216,898.71	61,819,773.04
TOTAL MUTUAL FUNDS	41,687,877.89	53,266,542.04	41,216,898.71	61,819,773.04
TOTAL HOLDINGS	41,688,947.29	53,267,611.44	41,217,968.35	61,820,842.68
TOTAL ASSETS	42,304,446.82	53,883,110.97	42,622,981.65	63,225,855.98
L I A B I L I T I E S				
DUE TO BROKERS	615,499.51	615,499.51	1,405,009.99	1,405,009.99
TOTAL LIABILITIES	615,499.51	615,499.51	1,405,009.99	1,405,009.99
TOTAL NET ASSET VALUE	41,688,947.31	53,267,611.46	41,217,971.66	61,820,845.99
TOTAL NET ACCOUNT VALUE	42,304,446.82	53,883,110.97	42,622,981.65	63,225,855.98

Statement Period

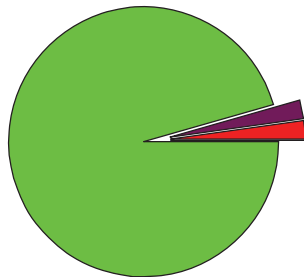
01/01/2021 through 12/31/2021

Beginning Market Allocation



1.2%		CASH & RECEIVABLES	615,499.53
1.2%		LIABILITIES	615,499.51-
100.0%		MUTUAL FUNDS	53,266,542.04
0.0%		SHORT TERM INVESTMENTS	1,069.40
<hr/>			
100.0%		Total	53,267,611.46

Ending Market Allocation



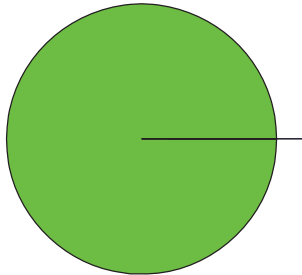
2.3%		CASH & RECEIVABLES	1,405,013.30
2.3%		LIABILITIES	1,405,009.99-
100.0%		MUTUAL FUNDS	61,819,773.04
0.0%		SHORT TERM INVESTMENTS	1,069.64
<hr/>			
100.0%		Total	61,820,845.99

Statement Period

01/01/2021 through 12/31/2021

Summary Of Investments

Investment Allocation



100.0%	MUTUAL FUNDS	61,819,773.04
0.0%	SHORT TERM INVESTMENT	1,072.95
100.0%	Total	61,820,845.99

Investment Summary

	Market Value	Percent of Market Value	Estimated Annual Income	Current Yield
SHORT TERM INVESTMENT	1,073	0.00	0	0.02
MUTUAL FUNDS	61,819,773	100.00	836,503	1.35
Total Fund	61,820,846	100.00	836,504	1.35

Statement Period

01/01/2021 through 12/31/2021

Diversification Schedule Of Investments

Mutual Funds Allocation

	Market Value	%	Estimated Income	Current Yield
MUTUAL FUNDS EQUITY				
MUTUAL FUNDS	61,819,773.04	100.00	836,503	1.35
TOTAL MUTUAL FUNDS EQUITY	61,819,773.04	100.00	836,503	1.35