

Statement Period

01/01/2023 through 12/31/2023

## Market To Market Reconciliation

MARKET VALUE AS OF 01/01/2023		22,753,074.50
ADDITIONS TO ACCOUNT		
DIVIDENDS	950,484.01	
INTEREST	1,441.73	
LESS BEGINNING ACCRUED INCOME	1.05-	
PLUS ENDING ACCRUED INCOME	7.78	
TOTAL ADDITIONS TO ACCOUNT		951,932.47
REDUCTIONS TO ACCOUNT		
OTHER DISBURSEMENTS	3,000,000.00-	
TOTAL REDUCTIONS TO ACCOUNT		3,000,000.00-
GAINS AND LOSSES		
UNREALIZED GAIN OR LOSS	2,411,901.92	
REALIZED GAIN OR LOSS	233,944.78	
TOTAL GAINS AND LOSSES		2,645,846.70
TOTAL MARKET VALUE AS OF 12/31/2023		23,350,853.67

Statement Period

01/01/2023 through 12/31/2023

Balance Sheet

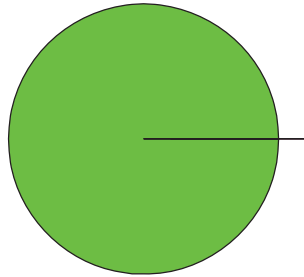
	AS OF 01/01/2023		AS OF 12/31/2023	
	AVG COST VALUE	MARKET VALUE	AVG COST VALUE	MARKET VALUE
<b>A S S E T S</b>				
CASH	0.00	0.00	0.00	0.00
DUE FROM BROKERS	0.00	0.00	0.00	0.00
ACCRUED INCOME	1.05	1.05	7.78	7.78
<b>TOTAL CASH &amp; RECEIVABLES</b>	<b>1.05</b>	<b>1.05</b>	<b>7.78</b>	<b>7.78</b>
SHORT TERM INVESTMENTS				
CASH MANAGEMENT FUNDS-TAXABLE	323.26	323.26	1,764.99	1,764.99
<b>TOTAL SHORT TERM INVESTMENTS</b>	<b>323.26</b>	<b>323.26</b>	<b>1,764.99</b>	<b>1,764.99</b>
MUTUAL FUNDS				
MUTUAL FUNDS EQUITY	24,020,005.14	22,752,750.19	22,551,309.30	23,349,080.90
<b>TOTAL MUTUAL FUNDS</b>	<b>24,020,005.14</b>	<b>22,752,750.19</b>	<b>22,551,309.30</b>	<b>23,349,080.90</b>
<b>TOTAL HOLDINGS</b>	<b>24,020,328.40</b>	<b>22,753,073.45</b>	<b>22,553,074.29</b>	<b>23,350,845.89</b>
<b>TOTAL ASSETS</b>	<b>24,020,329.45</b>	<b>22,753,074.50</b>	<b>22,553,082.07</b>	<b>23,350,853.67</b>
<b>L I A B I L I T I E S</b>				
DUE TO BROKERS	0.00	0.00	0.00	0.00
<b>TOTAL LIABILITIES</b>	<b>0.00</b>	<b>0.00</b>	<b>0.00</b>	<b>0.00</b>
<b>TOTAL NET ASSET VALUE</b>	<b>24,020,329.45</b>	<b>22,753,074.50</b>	<b>22,553,082.07</b>	<b>23,350,853.67</b>
<b>TOTAL NET ACCOUNT VALUE</b>	<b>24,020,329.45</b>	<b>22,753,074.50</b>	<b>22,553,082.07</b>	<b>23,350,853.67</b>

# Huntington Private Client Group

Statement Period

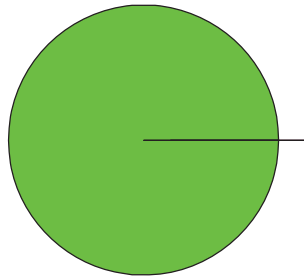
01/01/2023 through 12/31/2023

## Beginning Market Allocation



0.0%	CASH & RECEIVABLES	1.05
100.0%	MUTUAL FUNDS	22,752,750.19
0.0%	SHORT TERM INVESTMENTS	323.26
<hr/>		
100.0%	<b>Total</b>	<b>22,753,074.50</b>

## Ending Market Allocation



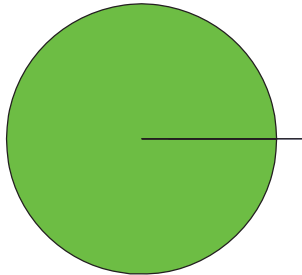
0.0%	CASH & RECEIVABLES	7.78
100.0%	MUTUAL FUNDS	23,349,080.90
0.0%	SHORT TERM INVESTMENTS	1,764.99
<hr/>		
100.0%	<b>Total</b>	<b>23,350,853.67</b>

Statement Period

01/01/2023 through 12/31/2023

## Summary Of Investments

### Investment Allocation



100.0%	MUTUAL FUNDS	23,349,080.90
0.0%	SHORT TERM INVESTMENT	1,772.77
100.0%	<b>Total</b>	<b>23,350,853.67</b>

### Investment Summary

	Market Value	Percent of Market Value	Estimated Annual Income	Current Yield
SHORT TERM INVESTMENT	1,773	0.01	92	5.17
MUTUAL FUNDS	23,349,081	99.99	853,490	3.66
<b>Total Fund</b>	<b>23,350,854</b>	<b>100.00</b>	<b>853,581</b>	<b>3.66</b>

Statement Period

01/01/2023 through 12/31/2023

## Diversification Schedule Of Investments

### Mutual Funds Allocation

	Market Value	%	Estimated Income	Current Yield
MUTUAL FUNDS EQUITY				
MUTUAL FUNDS	23,349,080.90	100.00	853,490	3.66
TOTAL MUTUAL FUNDS EQUITY	23,349,080.90	100.00	853,490	3.66