

Statement Period

01/01/2022 through 12/31/2022

## Market To Market Reconciliation

MARKET VALUE AS OF 01/01/2022		24,351,051.54
ADDITIONS TO ACCOUNT		
DIVIDENDS	842,838.16	
INTEREST	3.68	
LESS BEGINNING ACCRUED INCOME	0.01-	
PLUS ENDING ACCRUED INCOME	1.05	
TOTAL ADDITIONS TO ACCOUNT		842,842.88
REDUCTIONS TO ACCOUNT		
TOTAL REDUCTIONS TO ACCOUNT		0.00
GAINS AND LOSSES		
UNREALIZED GAIN OR LOSS	2,440,819.92-	
REALIZED GAIN OR LOSS	0.00	
TOTAL GAINS AND LOSSES		2,440,819.92-
TOTAL MARKET VALUE AS OF 12/31/2022		22,753,074.50

Statement Period

01/01/2022 through 12/31/2022

Balance Sheet

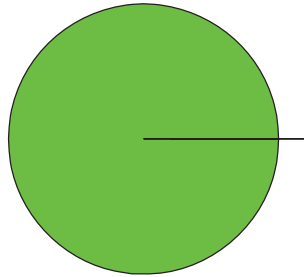
	AS OF 01/01/2022		AS OF 12/31/2022	
	AVG COST VALUE	MARKET VALUE	AVG COST VALUE	MARKET VALUE
<b>A S S E T S</b>				
CASH	0.00	0.00	0.00	0.00
DUE FROM BROKERS	0.00	0.00	0.00	0.00
ACCRUED INCOME	0.01	0.01	1.05	1.05
<b>TOTAL CASH &amp; RECEIVABLES</b>	<b>0.01</b>	<b>0.01</b>	<b>1.05</b>	<b>1.05</b>
SHORT TERM INVESTMENTS				
CASH MANAGEMENT FUNDS-TAXABLE	319.58	319.58	323.26	323.26
<b>TOTAL SHORT TERM INVESTMENTS</b>	<b>319.58</b>	<b>319.58</b>	<b>323.26</b>	<b>323.26</b>
MUTUAL FUNDS				
MUTUAL FUNDS EQUITY	23,177,166.98	24,350,731.95	24,020,005.14	22,752,750.19
<b>TOTAL MUTUAL FUNDS</b>	<b>23,177,166.98</b>	<b>24,350,731.95</b>	<b>24,020,005.14</b>	<b>22,752,750.19</b>
<b>TOTAL HOLDINGS</b>	<b>23,177,486.56</b>	<b>24,351,051.53</b>	<b>24,020,328.40</b>	<b>22,753,073.45</b>
<b>TOTAL ASSETS</b>	<b>23,177,486.57</b>	<b>24,351,051.54</b>	<b>24,020,329.45</b>	<b>22,753,074.50</b>
<b>L I A B I L I T I E S</b>				
DUE TO BROKERS	0.00	0.00	0.00	0.00
<b>TOTAL LIABILITIES</b>	<b>0.00</b>	<b>0.00</b>	<b>0.00</b>	<b>0.00</b>
<b>TOTAL NET ASSET VALUE</b>	<b>23,177,486.57</b>	<b>24,351,051.54</b>	<b>24,020,329.45</b>	<b>22,753,074.50</b>
<b>TOTAL NET ACCOUNT VALUE</b>	<b>23,177,486.57</b>	<b>24,351,051.54</b>	<b>24,020,329.45</b>	<b>22,753,074.50</b>

# Huntington Private Client Group

Statement Period

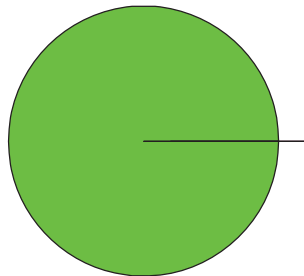
01/01/2022 through 12/31/2022

## Beginning Market Allocation



0.0%	CASH & RECEIVABLES	0.01
100.0%	MUTUAL FUNDS	24,350,731.95
0.0%	SHORT TERM INVESTMENTS	319.58
<hr/>		
100.0%	<b>Total</b>	<b>24,351,051.54</b>

## Ending Market Allocation



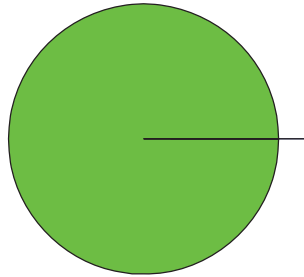
0.0%	CASH & RECEIVABLES	1.05
100.0%	MUTUAL FUNDS	22,752,750.19
0.0%	SHORT TERM INVESTMENTS	323.26
<hr/>		
100.0%	<b>Total</b>	<b>22,753,074.50</b>

Statement Period

01/01/2022 through 12/31/2022

## Summary Of Investments

### Investment Allocation



100.0%	MUTUAL FUNDS	22,752,750.19
0.0%	SHORT TERM INVESTMENT	324.31
100.0%	<b>Total</b>	<b>22,753,074.50</b>

### Investment Summary

	Market Value	Percent of Market Value	Estimated Annual Income	Current Yield
SHORT TERM INVESTMENT	324	0.00	13	4.04
MUTUAL FUNDS	22,752,750	100.00	1,056,263	4.64
<b>Total Fund</b>	<b>22,753,075</b>	<b>100.00</b>	<b>1,056,277</b>	<b>4.64</b>

Statement Period

01/01/2022 through 12/31/2022

## Diversification Schedule Of Investments

### Mutual Funds Allocation

	Market Value	%	Estimated Income	Current Yield
MUTUAL FUNDS EQUITY				
MUTUAL FUNDS	22,752,750.19	100.00	1,056,263	4.64
TOTAL MUTUAL FUNDS EQUITY	22,752,750.19	100.00	1,056,263	4.64