

Statement Period

01/01/2023 through 12/31/2023

Market To Market Reconciliation

MARKET VALUE AS OF 01/01/2023		53,153,445.04
ADDITIONS TO ACCOUNT		
DIVIDENDS	1,665,709.27	
INTEREST	54.14	
LESS BEGINNING ACCRUED INCOME	1,176,143.10-	
PLUS ENDING ACCRUED INCOME	5.16	
TOTAL ADDITIONS TO ACCOUNT		489,625.47
REDUCTIONS TO ACCOUNT		
OTHER DISBURSEMENTS	3,951,733.33-	
TOTAL REDUCTIONS TO ACCOUNT		3,951,733.33-
GAINS AND LOSSES		
UNREALIZED GAIN OR LOSS	9,320,262.61	
REALIZED GAIN OR LOSS	393,553.54	
TOTAL GAINS AND LOSSES		9,713,816.15
TOTAL MARKET VALUE AS OF 12/31/2023		59,405,153.33

Statement Period

01/01/2023 through 12/31/2023

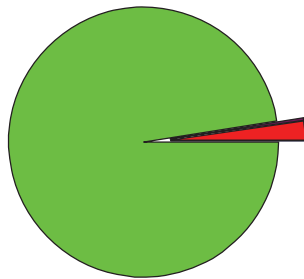
Balance Sheet

	AS OF 01/01/2023		AS OF 12/31/2023	
	AVG COST VALUE	MARKET VALUE	AVG COST VALUE	MARKET VALUE
A S S E T S				
CASH	76,531.43	76,531.43	0.00	0.00
DUE FROM BROKERS	0.00	0.00	0.00	0.00
ACCRUED INCOME	1,176,143.10	1,176,143.10	5.16	5.16
TOTAL CASH & RECEIVABLES	1,252,674.53	1,252,674.53	5.16	5.16
SHORT TERM INVESTMENTS				
CASH MANAGEMENT FUNDS-TAXABLE	1,117.28	1,117.28	1,171.40	1,171.40
TOTAL SHORT TERM INVESTMENTS	1,117.28	1,117.28	1,171.40	1,171.40
MUTUAL FUNDS				
MUTUAL FUNDS EQUITY	42,801,343.65	51,976,184.66	42,250,848.68	59,403,976.77
TOTAL MUTUAL FUNDS	42,801,343.65	51,976,184.66	42,250,848.68	59,403,976.77
TOTAL HOLDINGS	42,802,460.93	51,977,301.94	42,252,020.08	59,405,148.17
TOTAL ASSETS	44,055,135.46	53,229,976.47	42,252,025.24	59,405,153.33
L I A B I L I T I E S				
DUE TO BROKERS	76,531.43	76,531.43	0.00	0.00
TOTAL LIABILITIES	76,531.43	76,531.43	0.00	0.00
TOTAL NET ASSET VALUE	43,978,604.03	53,153,445.04	42,252,025.24	59,405,153.33
TOTAL NET ACCOUNT VALUE	44,055,135.46	53,229,976.47	42,252,025.24	59,405,153.33

Statement Period

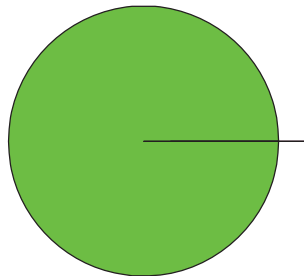
01/01/2023 through 12/31/2023

Beginning Market Allocation



2.4%	■	CASH & RECEIVABLES	1,252,674.53
0.1%	■	LIABILITIES	76,531.43-
97.7%	■	MUTUAL FUNDS	51,976,184.66
0.0%		SHORT TERM INVESTMENTS	1,117.28
100.0%		Total	53,153,445.04

Ending Market Allocation



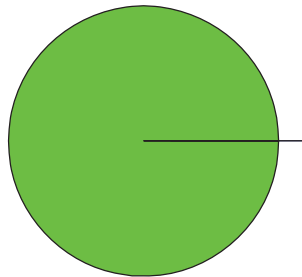
0.0%		CASH & RECEIVABLES	5.16
100.0%	■	MUTUAL FUNDS	59,403,976.77
0.0%		SHORT TERM INVESTMENTS	1,171.40
100.0%		Total	59,405,153.33

Statement Period

01/01/2023 through 12/31/2023

Summary Of Investments

Investment Allocation



100.0%	MUTUAL FUNDS	59,403,976.77
0.0%	SHORT TERM INVESTMENT	1,176.56
100.0%	Total	59,405,153.33

Investment Summary

	Market Value	Percent of Market Value	Estimated Annual Income	Current Yield
SHORT TERM INVESTMENT	1,177	0.00	61	5.17
MUTUAL FUNDS	59,403,977	100.00	947,903	1.60
Total Fund	59,405,153	100.00	947,964	1.60

Statement Period

01/01/2023 through 12/31/2023

Diversification Schedule Of Investments

Mutual Funds Allocation

	Market Value	%	Estimated Income	Current Yield
MUTUAL FUNDS EQUITY				
MUTUAL FUNDS	59,403,976.77	100.00	947,903	1.60
TOTAL MUTUAL FUNDS EQUITY	59,403,976.77	100.00	947,903	1.60