

Statement Period

12/01/2023 through 12/31/2023

Market To Market Reconciliation

MARKET VALUE AS OF 12/01/2023		24,295,880.51
ADDITIONS TO ACCOUNT		
DIVIDENDS	91,064.87	
INTEREST	10.57	
LESS BEGINNING ACCRUED INCOME	10.57-	
PLUS ENDING ACCRUED INCOME	10.97	
TOTAL ADDITIONS TO ACCOUNT		91,075.84
REDUCTIONS TO ACCOUNT		
TOTAL REDUCTIONS TO ACCOUNT		0.00
GAINS AND LOSSES		
UNREALIZED GAIN OR LOSS	877,122.57	
REALIZED GAIN OR LOSS	0.00	
TOTAL GAINS AND LOSSES		877,122.57
TOTAL MARKET VALUE AS OF 12/31/2023		25,264,078.92

Statement Period

12/01/2023 through 12/31/2023

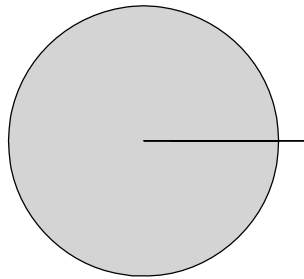
Balance Sheet

	AS OF 12/01/2023		AS OF 12/31/2023	
	AVG COST	MARKET VALUE	AVG COST	MARKET VALUE
A S S E T S				
CASH	0.00	0.00	0.00	0.00
DUE FROM BROKERS	0.00	0.00	0.00	0.00
ACCRUED INCOME	10.57	10.57	10.97	10.97
TOTAL CASH & RECEIVABLES	10.57	10.57	10.97	10.97
SHORT TERM INVESTMENTS				
CASH MANAGEMENT FUNDS-TAXABLE	2,478.49	2,478.49	2,489.06	2,489.06
TOTAL SHORT TERM INVESTMENTS	2,478.49	2,478.49	2,489.06	2,489.06
MUTUAL FUNDS				
MUTUAL FUNDS FIXED INC-TAXABLE	27,761,638.04	24,293,391.45	27,852,702.91	25,261,578.89
TOTAL MUTUAL FUNDS	27,761,638.04	24,293,391.45	27,852,702.91	25,261,578.89
TOTAL HOLDINGS	27,764,116.53	24,295,869.94	27,855,191.97	25,264,067.95
TOTAL ASSETS	27,764,127.10	24,295,880.51	27,855,202.94	25,264,078.92
L I A B I L I T I E S				
DUE TO BROKERS	0.00	0.00	0.00	0.00
TOTAL LIABILITIES	0.00	0.00	0.00	0.00
TOTAL NET ASSET VALUE	27,764,127.10	24,295,880.51	27,855,202.94	25,264,078.92
TOTAL NET ACCOUNT VALUE	27,764,127.10	24,295,880.51	27,855,202.94	25,264,078.92

Statement Period

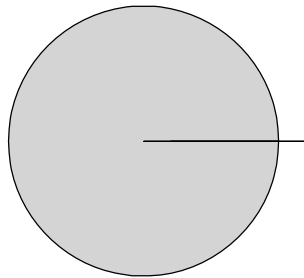
12/01/2023 through 12/31/2023

Beginning Market Allocation



0.0%	CASH & RECEIVABLES	10.57
100.0%	MUTUAL FUNDS	24,293,391.45
0.0%	SHORT TERM INVESTMENTS	2,478.49
100.0%	Total	24,295,880.51

Ending Market Allocation



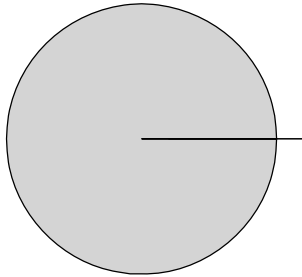
0.0%	CASH & RECEIVABLES	10.97
100.0%	MUTUAL FUNDS	25,261,578.89
0.0%	SHORT TERM INVESTMENTS	2,489.06
100.0%	Total	25,264,078.92

Statement Period

12/01/2023 through 12/31/2023

Summary Of Investments

Investment Allocation



100.0%	MUTUAL FUNDS	25,261,578.89
0.0%	SHORT TERM INVESTMENT	2,500.03
100.0%	Total	25,264,078.92

Investment Summary

	Market Value	Percent of Market Value	Estimated Annual Income	Current Yield
SHORT TERM INVESTMENT	2,500	0.01	129	5.17
MUTUAL FUNDS	25,261,579	99.99	858,107	3.40
Total Fund	25,264,079	100.00	858,236	3.40

Statement Period

12/01/2023 through 12/31/2023

Diversification Schedule Of Investments

Mutual Funds Allocation

	Market Value	%	Estimated Income	Current Yield
MUTUAL FUNDS FIXED INC-TAXABLE UNCLASSIFIED	25,261,578.89	100.00	858,107	3.40
TOTAL MUTUAL FUNDS FIXED INC-TAXABLE	25,261,578.89	100.00	858,107	3.40