

Statement Period

01/01/2022 through 12/31/2022

Market To Market Reconciliation

MARKET VALUE AS OF 01/01/2022		6,266,195.53
ADDITIONS TO ACCOUNT		
DIVIDENDS	215,868.26	
INTEREST	18,028.90	
LESS BEGINNING ACCRUED INCOME	2,379.95-	
PLUS ENDING ACCRUED INCOME	10,235.54	
TOTAL ADDITIONS TO ACCOUNT		241,752.75
REDUCTIONS TO ACCOUNT		
TOTAL REDUCTIONS TO ACCOUNT		0.00
GAINS AND LOSSES		
UNREALIZED GAIN OR LOSS	810,949.18-	
REALIZED GAIN OR LOSS	625.20	
TOTAL GAINS AND LOSSES		810,323.98-
TOTAL MARKET VALUE AS OF 12/31/2022		5,697,624.30

Statement Period

01/01/2022 through 12/31/2022

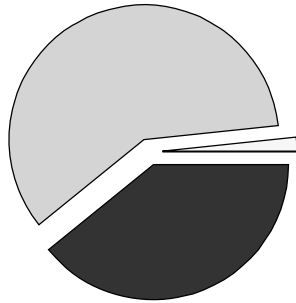
Balance Sheet

	AS OF 01/01/2022		AS OF 12/31/2022	
	AVG COST VALUE	MARKET VALUE	AVG COST VALUE	MARKET VALUE
A S S E T S				
CASH	0.00	0.00	771.99	771.99
DUE FROM BROKERS	0.00	0.00	0.00	0.00
ACCRUED INCOME	2,379.95	2,379.95	10,235.54	10,235.54
TOTAL CASH & RECEIVABLES	2,379.95	2,379.95	11,007.53	11,007.53
SHORT TERM INVESTMENTS				
CASH MANAGEMENT FUNDS-TAXABLE	2,460,222.78	2,460,222.78	1,631,382.92	1,631,382.92
TOTAL SHORT TERM INVESTMENTS	2,460,222.78	2,460,222.78	1,631,382.92	1,631,382.92
EQUITY INVESTMENTS				
COMMON STOCK	100,586.60	99,933.21	255,079.94	215,022.72
TOTAL EQUITY INVESTMENTS	100,586.60	99,933.21	255,079.94	215,022.72
MUTUAL FUNDS				
EXCHANGE TRADED FUNDS - EQUITY	114,055.19	132,850.74	117,417.93	100,390.21
EXCHANGE TRADED FUNDS - NON TAXA	162,098.48	191,372.50	263,771.22	218,277.26
EXCHANGE TRADED FUNDS - TAXABLE	3,022,096.83	2,991,602.85	3,741,683.02	3,165,736.07
MUTUAL FUNDS FIXED INC-TAXABLE	233,077.41	270,469.22	344,516.31	272,582.88
MUTUAL FUNDS FIXED INC NON-TAX	0.00	0.00	45,378.20	39,885.68
MUTUAL FUNDS EQUITY	101,672.74	117,364.28	41,667.03	43,339.03
TOTAL MUTUAL FUNDS	3,633,000.65	3,703,659.59	4,554,433.71	3,840,211.13
TOTAL HOLDINGS	6,193,810.03	6,263,815.58	6,440,896.57	5,686,616.77
TOTAL ASSETS	6,196,189.98	6,266,195.53	6,451,904.10	5,697,624.30
L I A B I L I T I E S				
DUE TO BROKERS	0.00	0.00	0.00	0.00
TOTAL LIABILITIES	0.00	0.00	0.00	0.00
TOTAL NET ASSET VALUE	6,196,189.98	6,266,195.53	6,451,904.10	5,697,624.30
TOTAL NET ACCOUNT VALUE	6,196,189.98	6,266,195.53	6,451,904.10	5,697,624.30

Statement Period

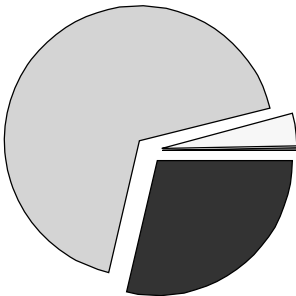
01/01/2022 through 12/31/2022

Beginning Market Allocation



0.0%	CASH & RECEIVABLES	2,379.95
1.6%	EQUITY INVESTMENTS	99,933.21
59.1%	MUTUAL FUNDS	3,703,659.59
39.3%	SHORT TERM INVESTMENTS	2,460,222.78
100.0%	Total	6,266,195.53

Ending Market Allocation

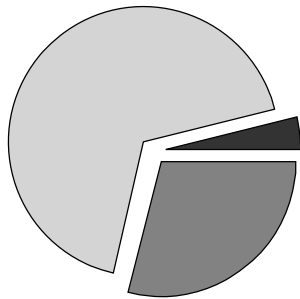


0.2%	CASH & RECEIVABLES	11,007.53
3.8%	EQUITY INVESTMENTS	215,022.72
67.4%	MUTUAL FUNDS	3,840,211.13
28.6%	SHORT TERM INVESTMENTS	1,631,382.92
100.0%	Total	5,697,624.30

Statement Period

01/01/2022 through 12/31/2022

Summary Of Investments
Investment Allocation



3.8%	EQUITY INVESTMENTS	215,022.72
67.4%	MUTUAL FUNDS	3,840,211.13
28.8%	SHORT TERM INVESTMENT	1,642,390.45
100.0%	Total	5,697,624.30

Investment Summary

	Market Value	Percent of Market Value	Estimated Annual Income	Current Yield
SHORT TERM INVESTMENT	1,642,390	28.83	66,071	4.02
EQUITY INVESTMENTS	215,023	3.77	21,209	9.86
MUTUAL FUNDS	3,840,211	67.40	200,676	5.23
Total Fund	5,697,624	100.00	287,956	5.05

Statement Period

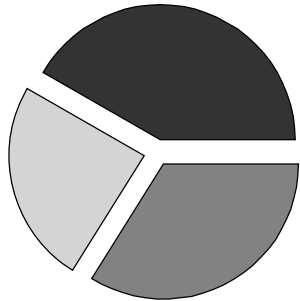
01/01/2022 through 12/31/2022

Diversification Schedule Of Investments

Equity Investments Allocation

	Market Value	%	Estimated Income	Current Yield
COMMON STOCK FINANCIALS	215,022.72	5.30	21,209	9.86
TOTAL COMMON STOCK	215,022.72	5.30	21,209	9.86

Mutual Funds Allocation



41.6%	EXCHANGE TRADED FUNDS	1,599,306.56
24.6%	MUTUAL FUNDS	943,618.40
33.8%	UNCLASSIFIED	1,297,286.17
100.0%	Total	3,840,211.13

	Market Value	%	Estimated Income	Current Yield
EXCHANGE TRADED FUNDS - EQUITY EXCHANGE TRADED FUNDS	100,390.21	100.00	3,609	3.59
TOTAL EXCHANGE TRADED FUNDS - EQUITY	100,390.21	2.61	3,609	3.59
EXCHANGE TRADED FUNDS - NON TAXABLE UNCLASSIFIED	173,266.58	79.38	8,765	5.06
EXCHANGE TRADED FUNDS	45,010.68	20.62	3,022	6.71
TOTAL EXCHANGE TRADED FUNDS - NON TAXABLE	218,277.26	5.68	11,787	5.40
EXCHANGE TRADED FUNDS - TAXABLE UNCLASSIFIED	770,646.32	24.34	79,737	10.35
EXCHANGE TRADED FUNDS	1,451,471.35	45.85	38,037	2.62
MUTUAL FUNDS	943,618.40	29.81	23,744	2.52
TOTAL EXCHANGE TRADED FUNDS - TAXABLE	3,165,736.07	82.44	141,518	4.47

Statement Period

01/01/2022 through 12/31/2022

Diversification Schedule Of Investments

Mutual Funds Allocation

	Market Value	%	Estimated Income	Current Yield
MUTUAL FUNDS FIXED INC-TAXABLE				
UNCLASSIFIED	270,148.56	99.11	36,279	13.43
EXCHANGE TRADED FUNDS	2,434.32	0.89	337	13.84
TOTAL MUTUAL FUNDS FIXED INC-TAXABLE	272,582.88	7.10	36,615	13.43
MUTUAL FUNDS FIXED INC NON-TAX				
UNCLASSIFIED	39,885.68	100.00	3,678	9.22
TOTAL MUTUAL FUNDS FIXED INC NON-TAX	39,885.68	1.04	3,678	9.22
MUTUAL FUNDS EQUITY				
UNCLASSIFIED	43,339.03	100.00	3,468	8.00
TOTAL MUTUAL FUNDS EQUITY	43,339.03	1.13	3,468	8.00
Total Mutual Funds	3,840,211.13	94.70	200,676	5.23
Total Fund	4,055,233.85	100.00	221,885	5.47