

Statement Period

12/01/2022 through 12/31/2022

Market To Market Reconciliation

MARKET VALUE AS OF 12/01/2022		34,658,990.50
ADDITIONS TO ACCOUNT		
DIVIDENDS	87,263.45	
INTEREST	4,348.66	
LESS BEGINNING ACCRUED INCOME	26,461.86-	
PLUS ENDING ACCRUED INCOME	15,563.05	
TOTAL ADDITIONS TO ACCOUNT		80,713.30
REDUCTIONS TO ACCOUNT		
TOTAL REDUCTIONS TO ACCOUNT		0.00
GAINS AND LOSSES		
UNREALIZED GAIN OR LOSS	1,942,129.19-	
REALIZED GAIN OR LOSS	7,439.12-	
TOTAL GAINS AND LOSSES		1,949,568.31-
TOTAL MARKET VALUE AS OF 12/31/2022		32,790,135.49

Statement Period

12/01/2022 through 12/31/2022


Balance Sheet



	AS OF 12/01/2022		AS OF 12/31/2022	
	AVG COST	MARKET VALUE	AVG COST	MARKET VALUE
A S S E T S				
CASH	0.00	0.00	0.00	0.00
DUE FROM BROKERS	0.00	0.00	0.00	0.00
ACCRUED INCOME	26,461.86	26,461.86	15,563.05	15,563.05
TOTAL CASH & RECEIVABLES	26,461.86	26,461.86	15,563.05	15,563.05
SHORT TERM INVESTMENTS				
CASH MANAGEMENT FUNDS-TAXABLE	1,585,224.70	1,585,224.70	1,684,258.69	1,684,258.69
TOTAL SHORT TERM INVESTMENTS	1,585,224.70	1,585,224.70	1,684,258.69	1,684,258.69
EQUITY INVESTMENTS				
COMMON STOCK	14,657,136.24	33,047,303.94	14,711,142.50	31,090,313.75
TOTAL EQUITY INVESTMENTS	14,657,136.24	33,047,303.94	14,711,142.50	31,090,313.75
TOTAL HOLDINGS	16,242,360.94	34,632,528.64	16,395,401.19	32,774,572.44
TOTAL ASSETS	16,268,822.80	34,658,990.50	16,410,964.24	32,790,135.49
L I A B I L I T I E S				
DUE TO BROKERS	0.00	0.00	0.00	0.00
TOTAL LIABILITIES	0.00	0.00	0.00	0.00
TOTAL NET ASSET VALUE	16,268,822.80	34,658,990.50	16,410,964.24	32,790,135.49
TOTAL NET ACCOUNT VALUE	16,268,822.80	34,658,990.50	16,410,964.24	32,790,135.49

Statement Period

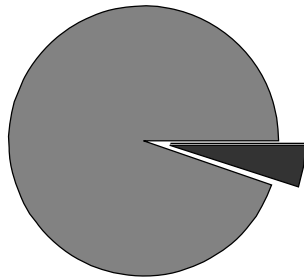
12/01/2022 through 12/31/2022



Beginning Market Allocation



0.1%		CASH & RECEIVABLES	26,461.86
95.3%		EQUITY INVESTMENTS	33,047,303.94
4.6%		SHORT TERM INVESTMENTS	1,585,224.70
100.0%		Total	34,658,990.50

Ending Market Allocation




0.0%		CASH & RECEIVABLES	15,563.05
94.9%		EQUITY INVESTMENTS	31,090,313.75
5.1%		SHORT TERM INVESTMENTS	1,684,258.69
100.0%		Total	32,790,135.49

Statement Period

12/01/2022 through 12/31/2022

Summary Of Investments

Investment Allocation



94.8%		EQUITY INVESTMENTS	31,090,313.75
5.2%		SHORT TERM INVESTMENT	1,699,821.74
100.0%		Total	32,790,135.49

Investment Summary

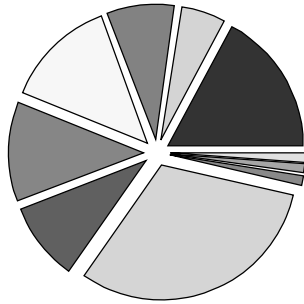
	Market Value	Percent of Market Value	Estimated Annual Income	Current Yield
SHORT TERM INVESTMENT	1,699,822	5.18	68,212	4.01
EQUITY INVESTMENTS	31,090,314	94.82	578,869	1.86
Total Fund	32,790,135	100.00	647,081	1.97

Statement Period

12/01/2022 through 12/31/2022

Diversification Schedule Of Investments

Equity Investments Allocation



17.4%	CONSUMER DISCRETIONARY	5,394,563.28
5.4%	CONSUMER STAPLES	1,674,471.00
7.9%	ENERGY	2,470,956.50
13.2%	FINANCIALS	4,118,529.00
12.0%	HEALTH CARE	3,737,507.50
9.4%	INDUSTRIALS	2,908,568.00
31.1%	INFORMATION TECHNOLOGY	9,675,441.12
1.3%	MATERIALS	388,512.00
1.2%	TELECOMMUNICATION SERVICES	372,526.35
1.1%	UTILITIES	349,239.00
100.0%	Total	31,090,313.75

	Market Value	%	Estimated Income	Current Yield
COMMON STOCK				
FINANCIALS	4,118,529.00	13.25	138,058	3.35
TELECOMMUNICATION SERVICES	372,526.35	1.20	22,461	6.03
HEALTH CARE	3,737,507.50	12.02	33,842	0.91
CONSUMER STAPLES	1,674,471.00	5.39	56,656	3.38
CONSUMER DISCRETIONARY	5,394,563.28	17.35	98,648	1.83
INFORMATION TECHNOLOGY	9,675,441.12	31.12	92,433	0.96
INDUSTRIALS	2,908,568.00	9.36	45,084	1.55
ENERGY	2,470,956.50	7.95	68,736	2.78
MATERIALS	388,512.00	1.25	10,640	2.74
UTILITIES	349,239.00	1.12	12,312	3.53
TOTAL COMMON STOCK	31,090,313.75	100.00	578,869	1.86