

Statement Period

12/01/2023 through 12/31/2023

Market To Market Reconciliation

MARKET VALUE AS OF 12/01/2023		9,898,136.47
ADDITIONS TO ACCOUNT		
DIVIDENDS	110,115.91	
INTEREST	599.00	
LESS BEGINNING ACCRUED INCOME	599.00-	
PLUS ENDING ACCRUED INCOME	960.68	
TOTAL ADDITIONS TO ACCOUNT		111,076.59
REDUCTIONS TO ACCOUNT		
TOTAL REDUCTIONS TO ACCOUNT		0.00
GAINS AND LOSSES		
UNREALIZED GAIN OR LOSS	221,350.86	
REALIZED GAIN OR LOSS	0.00	
TOTAL GAINS AND LOSSES		221,350.86
TOTAL MARKET VALUE AS OF 12/31/2023		10,230,563.92

Statement Period

12/01/2023 through 12/31/2023

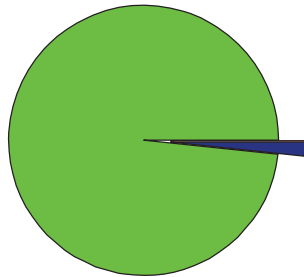
Balance Sheet

	AS OF 12/01/2023		AS OF 12/31/2023	
	AVG COST VALUE	MARKET VALUE	AVG COST VALUE	MARKET VALUE
A S S E T S				
CASH	0.00	0.00	1,550.92	1,550.92
DUE FROM BROKERS	0.00	0.00	0.00	0.00
ACCRUED INCOME	599.00	599.00	960.68	960.68
TOTAL CASH & RECEIVABLES	599.00	599.00	2,511.60	2,511.60
SHORT TERM INVESTMENTS				
CASH MANAGEMENT FUNDS-TAXABLE	169,020.74	169,020.74	278,184.73	278,184.73
TOTAL SHORT TERM INVESTMENTS	169,020.74	169,020.74	278,184.73	278,184.73
MUTUAL FUNDS				
EXCHANGE TRADED FUNDS - NON TAXA	490,199.50	489,050.00	490,199.50	492,950.00
EXCHANGE TRADED FUNDS - TAXABLE	9,268,105.16	9,239,466.73	9,268,105.16	9,456,917.59
TOTAL MUTUAL FUNDS	9,758,304.66	9,728,516.73	9,758,304.66	9,949,867.59
TOTAL HOLDINGS	9,927,325.40	9,897,537.47	10,036,489.39	10,228,052.32
TOTAL ASSETS	9,927,924.40	9,898,136.47	10,039,000.99	10,230,563.92
L I A B I L I T I E S				
DUE TO BROKERS	0.00	0.00	0.00	0.00
TOTAL LIABILITIES	0.00	0.00	0.00	0.00
TOTAL NET ASSET VALUE	9,927,924.40	9,898,136.47	10,039,000.99	10,230,563.92
TOTAL NET ACCOUNT VALUE	9,927,924.40	9,898,136.47	10,039,000.99	10,230,563.92

Statement Period

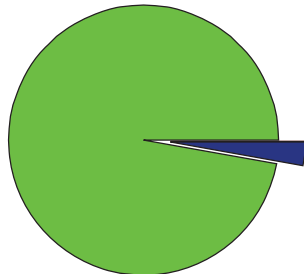
12/01/2023 through 12/31/2023

Beginning Market Allocation



0.0%	CASH & RECEIVABLES	599.00
98.3%	MUTUAL FUNDS	9,728,516.73
1.7%	SHORT TERM INVESTMENTS	169,020.74
100.0%	Total	9,898,136.47

Ending Market Allocation



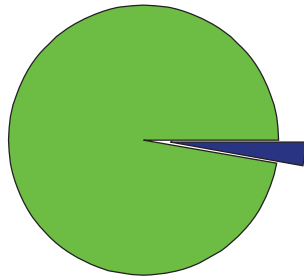
0.0%	CASH & RECEIVABLES	2,511.60
97.3%	MUTUAL FUNDS	9,949,867.59
2.7%	SHORT TERM INVESTMENTS	278,184.73
100.0%	Total	10,230,563.92

Statement Period

12/01/2023 through 12/31/2023

Summary Of Investments

Investment Allocation



97.3%	MUTUAL FUNDS	9,949,867.59
2.7%	SHORT TERM INVESTMENT	280,696.33
100.0%	Total	10,230,563.92

Investment Summary

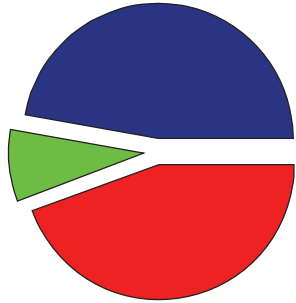
	Market Value	Percent of Market Value	Estimated Annual Income	Current Yield
SHORT TERM INVESTMENT	280,696	2.74	14,438	5.14
MUTUAL FUNDS	9,949,868	97.26	341,646	3.43
Total Fund	10,230,564	100.00	356,084	3.48

Statement Period

12/01/2023 through 12/31/2023

Diversification Schedule Of Investments

Mutual Funds Allocation



47.1%	EXCHANGE TRADED FUNDS	4,690,024.56
8.5%	MUTUAL FUNDS	846,125.26
44.4%	UNCLASSIFIED	4,413,717.77
100.0%	Total	9,949,867.59

	Market Value	%	Estimated Income	Current Yield
EXCHANGE TRADED FUNDS - NON TAXABLE				
EXCHANGE TRADED FUNDS	492,950.00	100.00	14,920	3.03
TOTAL EXCHANGE TRADED FUNDS - NON TAXABLE	492,950.00	4.95	14,920	3.03
EXCHANGE TRADED FUNDS - TAXABLE				
UNCLASSIFIED	4,413,717.77	46.67	160,102	3.63
EXCHANGE TRADED FUNDS	4,197,074.56	44.38	142,815	3.40
MUTUAL FUNDS	846,125.26	8.95	23,808	2.81
TOTAL EXCHANGE TRADED FUNDS - TAXABLE	9,456,917.59	95.05	326,726	3.45
Total Mutual Funds	9,949,867.59	100.00	341,646	3.43