

Statement Period

01/01/2022 through 12/31/2022

Market To Market Reconciliation

MARKET VALUE AS OF 01/01/2022		61,820,845.99
ADDITIONS TO ACCOUNT		
DIVIDENDS	1,584,444.94	
INTEREST	15.97	
LESS BEGINNING ACCRUED INCOME	3.31-	
PLUS ENDING ACCRUED INCOME	1,176,143.10	
OTHER RECEIPTS	31.67	
TOTAL ADDITIONS TO ACCOUNT		2,760,632.37
REDUCTIONS TO ACCOUNT		
TOTAL REDUCTIONS TO ACCOUNT		0.00
GAINS AND LOSSES		
UNREALIZED GAIN OR LOSS	11,428,033.32-	
REALIZED GAIN OR LOSS	0.00	
TOTAL GAINS AND LOSSES		11,428,033.32-
TOTAL MARKET VALUE AS OF 12/31/2022		53,153,445.04

Statement Period

01/01/2022 through 12/31/2022

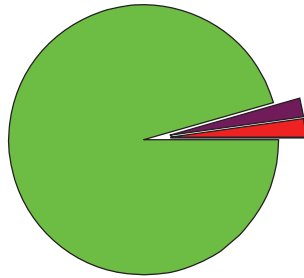
Balance Sheet

	AS OF 01/01/2022		AS OF 12/31/2022	
	AVG COST VALUE	MARKET VALUE	AVG COST VALUE	MARKET VALUE
A S S E T S				
CASH	1,405,009.99	1,405,009.99	76,531.43	76,531.43
DUE FROM BROKERS	0.00	0.00	0.00	0.00
ACCRUED INCOME	3.31	3.31	1,176,143.10	1,176,143.10
TOTAL CASH & RECEIVABLES	1,405,013.30	1,405,013.30	1,252,674.53	1,252,674.53
SHORT TERM INVESTMENTS				
CASH MANAGEMENT FUNDS-TAXABLE	1,069.64	1,069.64	1,117.28	1,117.28
TOTAL SHORT TERM INVESTMENTS	1,069.64	1,069.64	1,117.28	1,117.28
MUTUAL FUNDS				
MUTUAL FUNDS EQUITY	41,216,898.71	61,819,773.04	42,801,343.65	51,976,184.66
TOTAL MUTUAL FUNDS	41,216,898.71	61,819,773.04	42,801,343.65	51,976,184.66
TOTAL HOLDINGS	41,217,968.35	61,820,842.68	42,802,460.93	51,977,301.94
TOTAL ASSETS	42,622,981.65	63,225,855.98	44,055,135.46	53,229,976.47
L I A B I L I T I E S				
DUE TO BROKERS	1,405,009.99	1,405,009.99	76,531.43	76,531.43
TOTAL LIABILITIES	1,405,009.99	1,405,009.99	76,531.43	76,531.43
TOTAL NET ASSET VALUE	41,217,971.66	61,820,845.99	43,978,604.03	53,153,445.04
TOTAL NET ACCOUNT VALUE	42,622,981.65	63,225,855.98	44,055,135.46	53,229,976.47

Statement Period

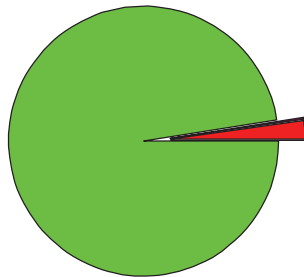
01/01/2022 through 12/31/2022

Beginning Market Allocation



2.3%		CASH & RECEIVABLES	1,405,013.30
2.3%		LIABILITIES	1,405,009.99-
100.0%		MUTUAL FUNDS	61,819,773.04
0.0%		SHORT TERM INVESTMENTS	1,069.64
<hr/>			
100.0%		Total	61,820,845.99

Ending Market Allocation



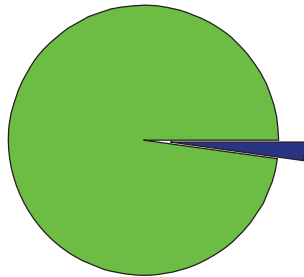
2.4%		CASH & RECEIVABLES	1,252,674.53
0.1%		LIABILITIES	76,531.43-
97.7%		MUTUAL FUNDS	51,976,184.66
0.0%		SHORT TERM INVESTMENTS	1,117.28
<hr/>			
100.0%		Total	53,153,445.04

Statement Period

01/01/2022 through 12/31/2022

Summary Of Investments

Investment Allocation



97.8%	■	MUTUAL FUNDS	51,976,184.66
2.2%	■	SHORT TERM INVESTMENT	1,177,260.38
100.0%		Total	53,153,445.04

Investment Summary

	Market Value	Percent of Market Value	Estimated Annual Income	Current Yield
SHORT TERM INVESTMENT	1,177,260	2.21	45	0.00
MUTUAL FUNDS	51,976,185	97.79	936,368	1.80
Total Fund	53,153,445	100.00	936,413	1.76

Statement Period

01/01/2022 through 12/31/2022

Diversification Schedule Of Investments

Mutual Funds Allocation

	Market Value	%	Estimated Income	Current Yield
MUTUAL FUNDS EQUITY				
MUTUAL FUNDS	51,976,184.66	100.00	936,368	1.80
TOTAL MUTUAL FUNDS EQUITY	51,976,184.66	100.00	936,368	1.80