

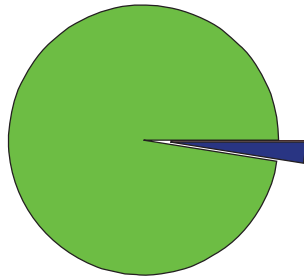
Market To Market Reconciliation

MARKET VALUE AS OF 12/01/2020		10,690,383.00
ADDITIONS TO ACCOUNT		
DIVIDENDS	31,788.31	
INTEREST	4.45	
LESS BEGINNING ACCRUED INCOME	4.45-	
PLUS ENDING ACCRUED INCOME	1,618.51	
TOTAL ADDITIONS TO ACCOUNT		33,406.82
REDUCTIONS TO ACCOUNT		
TOTAL REDUCTIONS TO ACCOUNT		0.00
GAINS AND LOSSES		
UNREALIZED GAIN OR LOSS	63,188.61	
REALIZED GAIN OR LOSS	0.00	
TOTAL GAINS AND LOSSES		63,188.61
TOTAL MARKET VALUE AS OF 12/31/2020		10,786,978.43

Balance Sheet

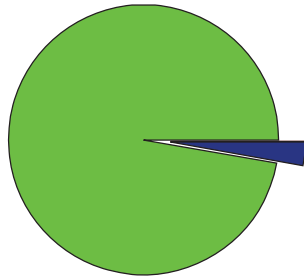
	AS OF 12/01/2020		AS OF 12/31/2020	
	AVG COST VALUE	MARKET VALUE	AVG COST VALUE	MARKET VALUE
A S S E T S				
CASH	1,428.82	1,428.82	1,578.24	1,578.24
DUE FROM BROKERS	0.00	0.00	0.00	0.00
ACCRUED INCOME	4.45	4.45	1,618.51	1,618.51
TOTAL CASH & RECEIVABLES	1,433.27	1,433.27	3,196.75	3,196.75
SHORT TERM INVESTMENTS				
CASH MANAGEMENT FUNDS-TAXABLE	275,514.24	275,514.24	307,157.58	307,157.58
TOTAL SHORT TERM INVESTMENTS	275,514.24	275,514.24	307,157.58	307,157.58
MUTUAL FUNDS				
EXCHANGE TRADED FUNDS - NON TAXA	1,032,141.84	1,051,297.58	1,032,141.84	1,069,061.69
EXCHANGE TRADED FUNDS - TAXABLE	9,121,707.76	9,362,137.91	9,121,707.76	9,407,562.41
TOTAL MUTUAL FUNDS	10,153,849.60	10,413,435.49	10,153,849.60	10,476,624.10
TOTAL HOLDINGS	10,429,363.84	10,688,949.73	10,461,007.18	10,783,781.68
TOTAL ASSETS	10,430,797.11	10,690,383.00	10,464,203.93	10,786,978.43
L I A B I L I T I E S				
DUE TO BROKERS	0.00	0.00	0.00	0.00
TOTAL LIABILITIES	0.00	0.00	0.00	0.00
TOTAL NET ASSET VALUE	10,430,797.11	10,690,383.00	10,464,203.93	10,786,978.43
TOTAL NET ACCOUNT VALUE	10,430,797.11	10,690,383.00	10,464,203.93	10,786,978.43

Beginning Market Allocation



0.0%	CASH & RECEIVABLES	1,433.27
97.4%	MUTUAL FUNDS	10,413,435.49
2.6%	SHORT TERM INVESTMENTS	275,514.24
100.0%	Total	10,690,383.00

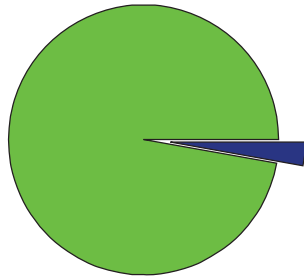
Ending Market Allocation



0.0%	CASH & RECEIVABLES	3,196.75
97.2%	MUTUAL FUNDS	10,476,624.10
2.8%	SHORT TERM INVESTMENTS	307,157.58
100.0%	Total	10,786,978.43

Summary Of Investments

Investment Allocation



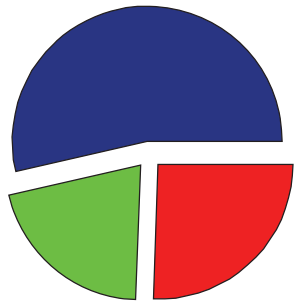
97.1%	MUTUAL FUNDS	10,476,624.10
2.9%	SHORT TERM INVESTMENT	310,354.33
100.0%	Total	10,786,978.43

Investment Summary

	Market Value	Percent of Market Value	Estimated Annual Income	Current Yield
SHORT TERM INVESTMENT	310,354	2.88	61	0.02
MUTUAL FUNDS	10,476,624	97.12	253,291	2.42
Total Fund	10,786,978	100.00	253,352	2.35

Diversification Schedule Of Investments

Mutual Funds Allocation



53.6%	■	EXCHANGE TRADED FUNDS	5,618,573.44
20.9%	■	MUTUAL FUNDS	2,193,128.16
25.5%	■	UNCLASSIFIED	2,664,922.50
100.0%		Total	10,476,624.10

	Market Value	%	Estimated Income	Current Yield
EXCHANGE TRADED FUNDS - NON TAXABLE				
UNCLASSIFIED	519,064.13	48.55	18,059	3.48
MUTUAL FUNDS	549,997.56	51.45	722	0.13
TOTAL EXCHANGE TRADED FUNDS - NON TAXABLE	1,069,061.69	10.20	18,780	1.76
EXCHANGE TRADED FUNDS - TAXABLE				
UNCLASSIFIED	2,145,858.37	22.81	67,330	3.14
EXCHANGE TRADED FUNDS	5,618,573.44	59.72	131,790	2.35
MUTUAL FUNDS	1,643,130.60	17.47	35,391	2.15
TOTAL EXCHANGE TRADED FUNDS - TAXABLE	9,407,562.41	89.80	234,511	2.49
Total Mutual Funds	10,476,624.10	100.00	253,291	2.42