

Statement Period

12/01/2022 through 12/31/2022

Market To Market Reconciliation

MARKET VALUE AS OF 12/01/2022			9,741,060.51
ADDITIONS TO ACCOUNT			
DIVIDENDS	68,978.58		
INTEREST	423.32		
LESS BEGINNING ACCRUED INCOME	423.32-		
PLUS ENDING ACCRUED INCOME	377.62		
TOTAL ADDITIONS TO ACCOUNT		69,356.20	
REDUCTIONS TO ACCOUNT			
TOTAL REDUCTIONS TO ACCOUNT		0.00	
GAINS AND LOSSES			
UNREALIZED GAIN OR LOSS	126,813.85-		
REALIZED GAIN OR LOSS	1,125.02		
TOTAL GAINS AND LOSSES		125,688.83-	
TOTAL MARKET VALUE AS OF 12/31/2022			9,684,727.88

Statement Period

12/01/2022 through 12/31/2022

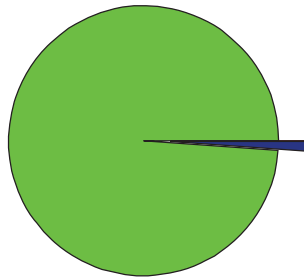
Balance Sheet

	AS OF 12/01/2022		AS OF 12/31/2022	
	AVG COST VALUE	MARKET VALUE	AVG COST VALUE	MARKET VALUE
A S S E T S				
CASH	0.00	0.00	0.00	0.00
DUE FROM BROKERS	0.00	0.00	0.00	0.00
ACCRUED INCOME	423.32	423.32	377.62	377.62
TOTAL CASH & RECEIVABLES	423.32	423.32	377.62	377.62
SHORT TERM INVESTMENTS				
CASH MANAGEMENT FUNDS-TAXABLE	97,744.24	97,744.24	135,006.08	135,006.08
TOTAL SHORT TERM INVESTMENTS	97,744.24	97,744.24	135,006.08	135,006.08
MUTUAL FUNDS				
EXCHANGE TRADED FUNDS - EQUITY	267,890.50	274,032.00	267,890.50	266,506.50
EXCHANGE TRADED FUNDS - TAXABLE	9,537,069.54	9,368,860.95	9,513,745.74	9,282,837.68
TOTAL MUTUAL FUNDS	9,804,960.04	9,642,892.95	9,781,636.24	9,549,344.18
TOTAL HOLDINGS	9,902,704.28	9,740,637.19	9,916,642.32	9,684,350.26
TOTAL ASSETS	9,903,127.60	9,741,060.51	9,917,019.94	9,684,727.88
L I A B I L I T I E S				
DUE TO BROKERS	0.00	0.00	0.00	0.00
TOTAL LIABILITIES	0.00	0.00	0.00	0.00
TOTAL NET ASSET VALUE	9,903,127.60	9,741,060.51	9,917,019.94	9,684,727.88
TOTAL NET ACCOUNT VALUE	9,903,127.60	9,741,060.51	9,917,019.94	9,684,727.88

Statement Period

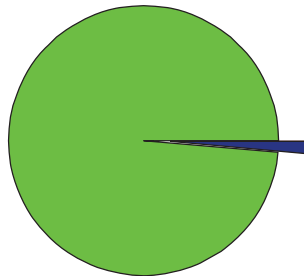
12/01/2022 through 12/31/2022

Beginning Market Allocation



0.0%	CASH & RECEIVABLES	423.32
99.0%	MUTUAL FUNDS	9,642,892.95
1.0%	SHORT TERM INVESTMENTS	97,744.24
100.0%	Total	9,741,060.51

Ending Market Allocation



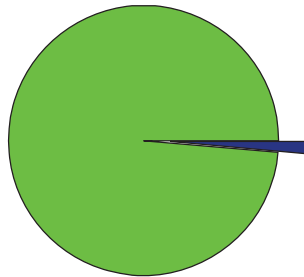
0.0%	CASH & RECEIVABLES	377.62
98.6%	MUTUAL FUNDS	9,549,344.18
1.4%	SHORT TERM INVESTMENTS	135,006.08
100.0%	Total	9,684,727.88

Statement Period

12/01/2022 through 12/31/2022

Summary Of Investments

Investment Allocation



98.6%	MUTUAL FUNDS	9,549,344.18
1.4%	SHORT TERM INVESTMENT	135,383.70
100.0%	Total	9,684,727.88

Investment Summary


	Market Value	Percent of Market Value	Estimated Annual Income	Current Yield
SHORT TERM INVESTMENT	135,384	1.40	5,468	4.04
MUTUAL FUNDS	9,549,344	98.60	245,687	2.57
Total Fund	9,684,728	100.00	251,155	2.59

Statement Period

12/01/2022 through 12/31/2022

Diversification Schedule Of Investments

Mutual Funds Allocation



45.8%	EXCHANGE TRADED FUNDS	4,371,028.52
28.1%	MUTUAL FUNDS	2,681,417.27
26.1%	UNCLASSIFIED	2,496,898.39
100.0%	Total	9,549,344.18

	Market Value	%	Estimated Income	Current Yield
EXCHANGE TRADED FUNDS - EQUITY				
MUTUAL FUNDS	266,506.50	100.00	7,556	2.84
TOTAL EXCHANGE TRADED FUNDS - EQUITY	266,506.50	2.79	7,556	2.84
EXCHANGE TRADED FUNDS - TAXABLE				
UNCLASSIFIED	2,496,898.39	26.90	71,849	2.88
EXCHANGE TRADED FUNDS	4,371,028.52	47.09	97,127	2.22
MUTUAL FUNDS	2,414,910.77	26.01	69,155	2.86
TOTAL EXCHANGE TRADED FUNDS - TAXABLE	9,282,837.68	97.21	238,131	2.57
Total Mutual Funds	9,549,344.18	100.00	245,687	2.57